

# The best in Europe are coming to Birmingham



**21 April - 2 May 2010**

National Indoor Arena

Results book  
provided by  
Swiss Timing



Photo by Alan Edwards courtesy of British Gymnastics



STADLER



COMPETITION SCHEDULE

As of FRI 23 APR 2010

Date	Time	Event
THU 22 APR		Men's Juniors Qualifications
	10:00	Subdivision 1
	12:00	Subdivision 2
	14:45	Subdivision 3
	17:15	Subdivision 4
	20:00	Subdivision 5
FRI 23 APR		Men's Seniors Qualifications
	10:00	Subdivision 1
	14:00	Subdivision 2
	18:00	Subdivision 3
SAT 24 APR		Juniors All-Around & Seniors Team
	11:00	Juniors All-Around
	14:00	Seniors Team
SUN 25 APR		Juniors and Seniors Apparatus Final
	09:30	Juniors Floor
	09:30	Juniors Pommel Horse
	10:20	Juniors Rings
	10:20	Juniors Vault
	11:20	Juniors Parallel Bars
	11:20	Juniors Horizontal Bar
	13:45	Seniors Floor
	14:15	Seniors Pommel Horse
	14:45	Seniors Rings
	15:15	Seniors Vault
	15:45	Seniors Parallel Bars
16:15	Seniors Horizontal Bar	

**Note:**

Schedule is subject to change

NUMBER OF ENTRIES BY NOC  
MEN'S SENIORS  
As of THU 22 APR 2010

NOC	Number of Gymnasts		
	Men	Women	Total
Armenia	2	-	2
Austria	5	-	5
Azerbaijan	1	-	1
Belgium	5	-	5
Bulgaria	5	-	5
Croatia	5	-	5
Cyprus	1	-	1
Czech Republic	5	-	5
Denmark	5	-	5
Spain	5	-	5
Finland	5	-	5
France	5	-	5
Great Britain	5	-	5
Germany	5	-	5
Greece	5	-	5
Hungary	5	-	5
Ireland	4	-	4
Iceland	4	-	4
Italy	5	-	5
Latvia	2	-	2
Lithuania	2	-	2
Luxembourg	1	-	1
Netherlands	5	-	5
Norway	5	-	5
Poland	5	-	5
Portugal	5	-	5
Romania	5	-	5
Slovenia	5	-	5
Serbia	1	-	1
Switzerland	5	-	5
Slovakia	2	-	2
Turkey	5	-	5
<b>Total: 32</b>	<b>130</b>	<b>-</b>	<b>130</b>

NUMBER OF ENTRIES BY NOC  
MEN'S JUNIORS  
As of THU 22 APR 2010

NOC	Number of Gymnasts		
	Men	Women	Total
Armenia	2	-	2
Austria	5	-	5
Azerbaijan	1	-	1
Belgium	5	-	5
Bulgaria	5	-	5
Croatia	5	-	5
Cyprus	5	-	5
Czech Republic	4	-	4
Denmark	5	-	5
Spain	5	-	5
Finland	5	-	5
France	5	-	5
Great Britain	5	-	5
Germany	5	-	5
Greece	5	-	5
Hungary	5	-	5
Ireland	4	-	4
Iceland	1	-	1
Italy	5	-	5
Lithuania	2	-	2
Monaco	1	-	1
Netherlands	5	-	5
Norway	5	-	5
Poland	2	-	2
Portugal	2	-	2
Romania	5	-	5
Slovenia	5	-	5
Serbia	5	-	5
Switzerland	5	-	5
Slovakia	5	-	5
Turkey	5	-	5
<b>Total: 31</b>	<b>129</b>	<b>-</b>	<b>129</b>

ENTRY LIST BY NOC  
MEN'S SENIORS  
As of THU 22 APR 2010

NOC	Name	Bib	Date of Birth
<b>ARM</b>	<b>Armenia</b>		
	MERDINYAN Harutyum	11	16 AUG 1984
	VAHAGN Davtyan	12	19 AUG 1988
<b>AUT</b>	<b>Austria</b>		
	BALDAUF Marco	16	12 NOV 1979
	EGERMANN Julian	17	5 AUG 1991
	KRANZLMUELLER Lukas	18	3 AUG 1989
	LEIMLEHNER Fabian	19	17 SEP 1987
	SCHWAB Matthias	20	22 JAN 1991
<b>AZE</b>	<b>Azerbaijan</b>		
SHIKHALIYEV Shakir	21	19 NOV 1990	
<b>BEL</b>	<b>Belgium</b>		
	GENTGES Gilles	26	14 FEB 1990
	SCHROE Kristof	27	17 MAY 1990
	TOEBACK Jonas	28	28 FEB 1990
	TRUYENS Donna Donny	29	31 MAR 1989
	VAN DAMME Koen	30	29 APR 1987
<b>BUL</b>	<b>Bulgaria</b>		
	BATINKOV Aleksandar	37	4 DEC 1985
	IOVTCHEV Iordan	36	24 FEB 1973
	MARKOV Aleksandar	38	18 AUG 1985
	PENEV Eddie	40	16 AUG 1990
	YANEV Filip	39	10 MAR 1982
<b>CRO</b>	<b>Croatia</b>		
	BARON Matija	45	8 SEP 1991
	MARKOVIC Tomislav	42	31 JAN 1986
	MOZNIK Marijo	44	18 JAN 1987
	SELIGMAN Robert	43	1 MAY 1986
	UDE Filip	41	3 JUN 1986
<b>CYP</b>	<b>Cyprus</b>		
GEORGALLAS Irodotos	46	14 DEC 1977	
<b>CZE</b>	<b>Czech Republic</b>		
	BOLTAR Michal	52	12 APR 1984
	BRABLIK Richard	55	2 APR 1991
	KONECNY Martin	51	6 AUG 1984
	KREJCI Milan	54	13 DEC 1973
	SMEJKAL Petr	53	19 FEB 1979
<b>DEN</b>	<b>Denmark</b>		
	HANSEN Mathias Lee	60	10 FEB 1987
	MORTENSEN Stefan	59	27 APR 1987
	PURGE Florin	57	30 MAR 1972
	VAMMEN Helge	56	21 JUL 1986
	WINDFELD - HELLSTEN Alexander	58	2 FEB 1989

ENTRY LIST BY NOC  
MEN'S SENIORS  
As of THU 22 APR 2010

NOC	Name	Bib	Date of Birth
<b>ESP</b>	<b>Spain</b>		
	BOTELLA PEREZ Isaac	62	12 JUN 1984
	CARBALLO Manuel	65	23 NOV 1982
	GOMEZ FUERTES Javier	64	5 DEC 1986
	MARTINEZ Rafael	61	10 DEC 1983
	MUNOZ Sergio	63	30 AUG 1989
<b>FIN</b>	<b>Finland</b>		
	KOSKINEN Jouko	68	29 JAN 1989
	KUUSELA Ilkka	67	20 DEC 1978
	LEINONEN Markku	70	24 APR 1989
	MAEAETTAE Kalle	69	13 DEC 1987
	TUUHA Tomi	66	28 NOV 1989
<b>FRA</b>	<b>France</b>		
	AIT SAID Samir	73	1 NOV 1989
	CUCHERAT Yann	75	2 OCT 1979
	RAYEPIN MOUTOUSSAMY Yann	74	1 MAR 1987
	SABOT Hamilton	71	31 MAY 1987
	TOMMASONE Cyril	72	4 JUL 1987
<b>GBR</b>	<b>Great Britain</b>		
	HUNTER Samuel	79	14 SEP 1988
	KEATINGS Daniel	77	4 JAN 1990
	PURVIS Daniel	78	13 NOV 1990
	SMITH Louis	76	22 APR 1989
	THOMAS Kristian	80	14 FEB 1989
<b>GER</b>	<b>Germany</b>		
	BOY Philipp	86	23 JUL 1987
	FAHRIG Matthias	87	15 DEC 1985
	HAMBUECHEN Fabian	88	25 OCT 1987
	NGUYEN Marcel	89	8 SEP 1987
	SPIRIDONOV Evgenij	90	2 APR 1982
<b>GRE</b>	<b>Greece</b>		
	KOSMIDIS Eleftherios	94	6 MAY 1991
	LYMPANOVNOS Christos	91	15 JAN 1984
	MARAS Vlasios	93	31 MAR 1983
	MARKOUSIS Dimitrios	92	14 JUN 1987
	TSOLAKIDIS Vasileios	95	9 SEP 1979
<b>HUN</b>	<b>Hungary</b>		
	BERKI Krisztian	96	18 MAR 1985
	CZINGLI Laszlo	98	31 JUL 1985
	HIDVEGI Vid	100	23 AUG 1986
	MARJAN Peter	99	9 JUL 1983
	RACZ Attila	97	9 DEC 1987

ENTRY LIST BY NOC  
MEN'S SENIORS  
As of THU 22 APR 2010

NOC	Name	Bib	Date of Birth
<b>IRL</b>	<b>Ireland</b>		
	CARSON Luke	101	23 OCT 1989
	O'DONNELL Anthony	104	9 JAN 1991
	RELLIS Geoff	103	7 JUN 1990
	SEBASTIAN Rohan	102	14 MAR 1991
<b>ISL</b>	<b>Iceland</b>		
	GUNNARSSON Olafur Gardar	107	1 JUL 1990
	JOCHUMSSON Ingvar	106	18 AUG 1989
	KRISTMANNSSON Robert	109	21 JUL 1987
	KRISTMANNSSON Viktor	108	1 JUL 1984
<b>ITA</b>	<b>Italy</b>		
	BUSNARI Alberto	119	4 OCT 1978
	MORANDI Matteo	117	8 OCT 1981
	OTTAVI Paolo	118	7 JAN 1986
	POZZO Enrico	116	12 FEB 1981
	PRINCIPI Paolo	120	14 NOV 1989
<b>LAT</b>	<b>Latvia</b>		
	SAPRONENKO Jevgenijs	121	11 NOV 1978
	TREILOVS Dmitrijs	122	13 MAY 1987
<b>LTU</b>	<b>Lithuania</b>		
	GUSCINAS Rokas	126	6 JAN 1991
	IZMODENOV Jevgenij	127	11 APR 1988
<b>LUX</b>	<b>Luxembourg</b>		
	PALGEN Sascha	131	15 AUG 1984
<b>NED</b>	<b>Netherlands</b>		
	DEURLOO Bart	139	23 FEB 1991
	VAN ASSCHE Anthony	138	15 MAR 1989
	VAN MINDE Carlo	140	6 JAN 1988
	WAMMES Jeffrey	137	24 APR 1987
	ZONDERLAND Epke	136	16 APR 1986
<b>NOR</b>	<b>Norway</b>		
	CONRADI Marcus	145	21 FEB 1991
	FJELD Lars Jorgen	143	13 MAY 1989
	HANCHE-OLSEN Joachim	142	28 JAN 1988
	JANSEN Espen Inge	141	13 DEC 1968
	KRISTENSEN Steffen	144	1 JUL 1990
<b>POL</b>	<b>Poland</b>		
	HULBOJ Kamil	146	6 NOV 1985
	KIERZKOWSKI Adam	147	24 DEC 1985
	KULESZA Roman	148	2 MAR 1983
	LIS Przemyslaw	149	4 MAY 1986
	LYSZCZARZ Marek	150	1 OCT 1986

ENTRY LIST BY NOC  
MEN'S SENIORS  
As of THU 22 APR 2010

NOC	Name	Bib	Date of Birth
<b>POR</b>	<b>Portugal</b>		
	ALMEIDA CAMPOS Manuel	151	12 JUL 1981
	ALMEIDA Simao	154	22 NOV 1986
	LOPES ROMERO Diogo	152	19 NOV 1990
	LOY DA GRACA Bernardo	155	23 MAY 1984
	PALMA SIMOES Gustavo	153	11 JUN 1990
<b>ROU</b>	<b>Romania</b>		
	BUCUR Adrian	157	26 APR 1985
	BUIDOSO Ovidiu	158	13 JUL 1987
	IANCU Cosmin Cristian	160	18 SEP 1987
	JIVAN Alin Sandu	159	2 DEC 1983
	KOCZI Flavius	156	26 AUG 1987
<b>SLO</b>	<b>Slovenia</b>		
	BERTONCELJ Saso	167	16 JUL 1984
	BRITOVSEK Ziga	169	28 JAN 1989
	KLAVORA Rok	168	16 AUG 1988
	LAMUT Andraz	170	23 MAR 1987
	PEGAN Aljaz	166	2 JUN 1974
<b>SRB</b>	<b>Serbia</b>		
	PAUNOVIC Milos	171	10 OCT 1985
<b>SUI</b>	<b>Switzerland</b>		
	BOESCHENSTEIN Nicolas	180	12 FEB 1985
	CAPELLI Claudio	176	16 NOV 1986
	FISCHER Lucas	177	30 AUG 1990
	GISI Roman	178	7 JUN 1985
	RAMSEIER Mark	179	4 JAN 1984
<b>SVK</b>	<b>Slovakia</b>		
	KAMENICKY Daniel	182	26 APR 1980
	PIASECKY Samuel	181	31 OCT 1984
<b>TUR</b>	<b>Turkey</b>		
	AKKAVAK Muhammed	187	11 AUG 1989
	OZGOREN Nihat	189	18 APR 1989
	SAMILOGLU Umit	186	29 SEP 1980
	SANLI Ozgur	188	17 MAR 1990
	TUFAN Nuri	190	1 JAN 1991

**Note:**

All corrections until the qualifications are available on the YOGOC Official Website



ENTRY LIST BY NOC  
MEN'S JUNIORS  
As of THU 22 APR 2010

NOC	Name	Bib	Date of Birth
<b>ARM</b>	<b>Armenia</b>		
	DAVTYAN Artur	201	8 AUG 1992
	VARDANYAN Vahan	202	8 MAR 1993
<b>AUT</b>	<b>Austria</b>		
	BAUER Alwin	206	6 OCT 1994
	FRICK Juergen	207	24 MAY 1994
	FUSSENEGGER Michael	208	23 JUN 1993
	KRANZLMUELLER Severin	209	12 DEC 1994
	SCHWAB Johannes	210	20 JUN 1992
<b>AZE</b>	<b>Azerbaijan</b>		
AGHADADAYEV Elvin	211	12 DEC 1994	
<b>BEL</b>	<b>Belgium</b>		
	KENIS Daan	216	28 AUG 1994
	NEUTELEERS Thomas	217	29 JAN 1993
	SIEMON Volkaert	220	22 MAY 1992
	THYS Tomas	218	6 MAR 1992
	VERBAEYS Jimmy	219	26 AUG 1993
<b>BUL</b>	<b>Bulgaria</b>		
	ALEKSANDROV Yordan	230	20 AUG 1995
	HRISTOV Emil	228	17 APR 1993
	PEEV Dragomir	229	12 FEB 1994
	TUSHEV Veliko	227	2 JUL 1995
	VALCHEV Velislav	226	27 NOV 1992
<b>CRO</b>	<b>Croatia</b>		
	BOROSA Filip	231	21 SEP 1993
	KOROSTELJEV Andrej	235	15 DEC 1995
	KOVACEVIC Anton	232	19 APR 1995
	KUSAN Leonardo	233	16 APR 1994
	PRPIC Renato	234	6 APR 1995
<b>CYP</b>	<b>Cyprus</b>		
	KRASIAS Dimitris	236	1 APR 1992
	KRASIAS Michalis	237	23 AUG 1994
	LOUCAIDES Stefanos	239	29 OCT 1994
	PAPAEVRIPIDOU Xenios	240	18 JUN 1993
	SOLEAS Christos	238	14 FEB 1994
<b>CZE</b>	<b>Czech Republic</b>		
	KARDOS David	243	1 AUG 1994
	PAZDERA Martin	244	19 JUL 1993
	PECKA Stepan	242	16 JUN 1993
	RADOVESNICKY Daniel	241	12 MAY 1994

ENTRY LIST BY NOC  
MEN'S JUNIORS  
As of THU 22 APR 2010

NOC	Name	Bib	Date of Birth
<b>DEN</b>	<b>Denmark</b>		
	FRANSEN Marcus	246	10 JAN 1994
	JOHANSEN Mathias	248	3 MAY 1994
	RIDDER Lukas	250	17 JUN 1994
	RYDBERG Kasper	249	7 AUG 1993
	WAGNER James	247	17 MAY 1993
<b>ESP</b>	<b>Spain</b>		
	ABAD Nestor	252	29 MAR 1993
	ALONSO CALVO Adria	254	9 SEP 1992
	GONZALEZ Fabian	251	8 MAY 1992
	PEREZ MARCHANT Julian	253	2 APR 1994
	TALLON FERNANDEZ Alberto	255	18 OCT 1993
<b>FIN</b>	<b>Finland</b>		
	HOLOPAINEN Kasper	257	29 SEP 1993
	LAULUMAA Petrus	259	5 FEB 1992
	NIVA Heikki	256	10 NOV 1992
	PAIVANEN Jimi	258	9 FEB 1993
	SAARENKETO Heikki	260	16 FEB 1994
<b>FRA</b>	<b>France</b>		
	MICHOLET Stephen	265	26 MAY 1994
	PHILIPPE Mathias	264	18 FEB 1993
	PROST Brandon	263	11 SEP 1993
	VANACKER Mathieu	262	24 OCT 1992
	ZONA Jim	261	12 FEB 1992
<b>GBR</b>	<b>Great Britain</b>		
	BAINES Frank	269	16 JUL 1995
	BECKFORD Reiss	267	17 FEB 1992
	MACKENZIE Cameron	270	18 NOV 1992
	OLDHAM Sam	266	17 FEB 1993
	WHITLOCK Max	268	13 JAN 1993
<b>GER</b>	<b>Germany</b>		
	HERDER Philipp	272	21 OCT 1992
	JURSCH Christopher	273	27 SEP 1992
	KEIL Christian Woldemar	271	17 JUN 1993
	RITTSCHIK Ivan	274	9 AUG 1992
	WEINERT Daniel	275	1 JAN 1994
<b>GRE</b>	<b>Greece</b>		
	CHATZIEFSTATHIOU Georgios Christos	277	2 OCT 1992
	ILIOPOULOS Nikolaos	276	21 DEC 1993
	KONSTANTINIDIS Christoforos	278	8 NOV 1993
	KONSTANTINIDIS Konstantinos	279	14 FEB 1992
	KOULIS Marios Dimitrios	280	7 AUG 1993

ENTRY LIST BY NOC  
MEN'S JUNIORS  
As of THU 22 APR 2010

NOC	Name	Bib	Date of Birth
<b>HUN</b>	<b>Hungary</b>		
	BABOS Adam	285	4 AUG 1992
	MAKRA Laszlo	281	18 DEC 1994
	SELMECZI Bank	284	3 MAR 1994
	TOTH Levente	283	25 MAR 1993
	VAGNER Levente	282	18 MAY 1994
<b>IRL</b>	<b>Ireland</b>		
	DALTON Adam	288	24 OCT 1995
	FOX Daniel	287	29 FEB 1996
	O'CONNOR Christopher	286	12 DEC 1993
	O'CONNOR Matthew	289	30 AUG 1994
<b>ISL</b>	<b>Iceland</b>		
	GUNNARSSON Jon	291	2 JUL 1992
<b>ITA</b>	<b>Italy</b>		
	DE VECCHIS Tommaso	302	18 JAN 1992
	EDALLI Ludovico	301	18 DEC 1993
	LODADIO Marco	304	24 MAR 1992
	POLINI Giancarlo	303	31 MAY 1992
	VINCENZI Aramis	305	16 MAY 1992
<b>LTU</b>	<b>Lithuania</b>		
	KUZMICKAS Tomas	307	14 FEB 1996
	TVOROGAL Robert	306	5 OCT 1994
<b>MON</b>	<b>Monaco</b>		
	CROVETTO Kevin	311	10 JUN 1992
<b>NED</b>	<b>Netherlands</b>		
	BLETTERMAN Michel	316	14 FEB 1992
	KOSZTKA Karl	318	13 MAR 1994
	LOVDAHL Conor	320	23 NOV 1993
	SMINK Glenn	317	10 JUN 1992
	ZUIDEMA Justen	319	7 FEB 1996
<b>NOR</b>	<b>Norway</b>		
	ANDERSEN Kristoffer Alvern	323	16 JUN 1993
	ANDREASSEN Haakon	322	23 NOV 1992
	PLANKE Lars Joyce	325	11 NOV 1993
	SKJERAHAUG Stian	321	8 MAR 1992
	ULVEN Peder	324	30 MAR 1993
<b>POL</b>	<b>Poland</b>		
	BORKOWSKI Lukasz	326	26 SEP 1993
	CECOT Sebastian	327	13 AUG 1992
<b>POR</b>	<b>Portugal</b>		
	FRAGOSO Francisco	331	2 NOV 1992
	MARTINS Ricardo	332	16 MAY 1992

ENTRY LIST BY NOC  
MEN'S JUNIORS  
As of THU 22 APR 2010

NOC	Name	Bib	Date of Birth
<b>ROU</b>	<b>Romania</b>		
	GROZA Andrei Ioan	338	24 APR 1994
	KOTRONG Adelin Ladislau	340	2 DEC 1992
	MUNTEAN Andrei Vasile	336	30 JAN 1993
	NISTOR Ioan Laurentiu	339	12 JAN 1992
	RADEANU Daniel Petrica Vasile	337	29 JUN 1994
<b>SLO</b>	<b>Slovenia</b>		
	ALHADI Omar	349	9 DEC 1993
	MAURIC Primoz	348	7 JUN 1992
	PECAN Matic	346	20 JAN 1994
	RAUTER Tine	350	18 NOV 1994
	ZUNKO Zan	347	1 FEB 1993
<b>SRB</b>	<b>Serbia</b>		
	DEJANOVIC Bojan	355	29 NOV 1994
	DORDEVIC Dusan	353	25 NOV 1995
	ILIC Gavriilo	352	13 OCT 1995
	MAROVIC Bozidar	351	15 JAN 1994
	MRDENOVIC Nikola	354	8 JUL 1996
<b>SUI</b>	<b>Switzerland</b>		
	BRAEGGER Pablo	360	27 NOV 1992
	HEGI Oliver	359	20 FEB 1993
	MEIER Michael	358	12 MAR 1992
	RIZZO Marco	356	1 AUG 1992
	YUSOF Eddy	357	2 OCT 1994
<b>SVK</b>	<b>Slovakia</b>		
	ARGALAS Martin	362	27 FEB 1992
	KISS Michal	364	26 OCT 1994
	MARCAK Eduard	365	13 JAN 1994
	MICHNAK Slavomir	361	15 OCT 1992
	VARGOVSKY Ivan	363	9 NOV 1994
<b>TUR</b>	<b>Turkey</b>		
	AKDOGAN Semih	370	18 AUG 1992
	ARABACIOGLU Emre	367	11 JUN 1994
	ARICAN Ferhat	366	28 JUL 1993
	COLAK Ibrahim	369	7 JAN 1995
	ONDER Ahmet	368	12 JUL 1996

**Note:**

All corrections until the qualifications are available on the YOGOC Official Website

ENTRY LIST BY BIB NUMBER  
MEN'S SENIORS  
As of THU 22 APR 2010

Bib	Name	NOC Code	Date of Birth
11	MERDINYAN Harutyum	ARM	16 AUG 1984
12	VAHAGN Davtyan	ARM	19 AUG 1988
16	BALDAUF Marco	AUT	12 NOV 1979
17	EGERMANN Julian	AUT	5 AUG 1991
18	KRANZLMUELLER Lukas	AUT	3 AUG 1989
19	LEIMLEHNER Fabian	AUT	17 SEP 1987
20	SCHWAB Matthias	AUT	22 JAN 1991
21	SHIKHALIYEV Shakir	AZE	19 NOV 1990
26	GENTGES Gilles	BEL	14 FEB 1990
27	SCHROE Kristof	BEL	17 MAY 1990
28	TOEBACK Jonas	BEL	28 FEB 1990
29	TRUYENS Donna Donny	BEL	31 MAR 1989
30	VAN DAMME Koen	BEL	29 APR 1987
36	IOVTCHEV Iordan	BUL	24 FEB 1973
37	BATINKOV Aleksandar	BUL	4 DEC 1985
38	MARKOV Aleksandar	BUL	18 AUG 1985
39	YANEV Filip	BUL	10 MAR 1982
40	PENEV Eddie	BUL	16 AUG 1990
41	UDE Filip	CRO	3 JUN 1986
42	MARKOVIC Tomislav	CRO	31 JAN 1986
43	SELIGMAN Robert	CRO	1 MAY 1986
44	MOZNIK Marijo	CRO	18 JAN 1987
45	BARON Matija	CRO	8 SEP 1991
46	GEORGALLAS Irodotos	CYP	14 DEC 1977
51	KONECNY Martin	CZE	6 AUG 1984
52	BOLTNAR Michal	CZE	12 APR 1984
53	SMEJKAL Petr	CZE	19 FEB 1979
54	KREJCI Milan	CZE	13 DEC 1973
55	BRABLIK Richard	CZE	2 APR 1991
56	VAMMEN Helge	DEN	21 JUL 1986
57	PURGE Florin	DEN	30 MAR 1972
58	WINDFELD - HELLSTEN Alexander	DEN	2 FEB 1989
59	MORTENSEN Stefan	DEN	27 APR 1987
60	HANSEN Mathias Lee	DEN	10 FEB 1987
61	MARTINEZ Rafael	ESP	10 DEC 1983
62	BOTELLA PEREZ Isaac	ESP	12 JUN 1984
63	MUNOZ Sergio	ESP	30 AUG 1989
64	GOMEZ FUERTES Javier	ESP	5 DEC 1986
65	CARBALLO Manuel	ESP	23 NOV 1982
66	TUUHA Tomi	FIN	28 NOV 1989
67	KUUSELA Ilkka	FIN	20 DEC 1978
68	KOSKINEN Jouko	FIN	29 JAN 1989
69	MAEAETTAE Kalle	FIN	13 DEC 1987
70	LEINONEN Markku	FIN	24 APR 1989
71	SABOT Hamilton	FRA	31 MAY 1987

ENTRY LIST BY BIB NUMBER  
MEN'S SENIORS  
As of THU 22 APR 2010

Bib	Name	NOC Code	Date of Birth
72	TOMMASONE Cyril	FRA	4 JUL 1987
73	AIT SAID Samir	FRA	1 NOV 1989
74	RAYEPIN MOUTOUSSAMY Yann	FRA	1 MAR 1987
75	CUCHERAT Yann	FRA	2 OCT 1979
76	SMITH Louis	GBR	22 APR 1989
77	KEATINGS Daniel	GBR	4 JAN 1990
78	PURVIS Daniel	GBR	13 NOV 1990
79	HUNTER Samuel	GBR	14 SEP 1988
80	THOMAS Kristian	GBR	14 FEB 1989
86	BOY Philipp	GER	23 JUL 1987
87	FAHRIG Matthias	GER	15 DEC 1985
88	HAMBUECHEN Fabian	GER	25 OCT 1987
89	NGUYEN Marcel	GER	8 SEP 1987
90	SPIRIDONOV Evgenij	GER	2 APR 1982
91	LYMPANOVNOS Christos	GRE	15 JAN 1984
92	MARKOUSIS Dimitrios	GRE	14 JUN 1987
93	MARAS Vlasios	GRE	31 MAR 1983
94	KOSMIDIS Eleftherios	GRE	6 MAY 1991
95	TSOLAKIDIS Vasileios	GRE	9 SEP 1979
96	BERKI Krisztian	HUN	18 MAR 1985
97	RACZ Attila	HUN	9 DEC 1987
98	CZINGLI Laszlo	HUN	31 JUL 1985
99	MARJAN Peter	HUN	9 JUL 1983
100	HIDVEGI Vid	HUN	23 AUG 1986
101	CARSON Luke	IRL	23 OCT 1989
102	SEBASTIAN Rohan	IRL	14 MAR 1991
103	RELLIS Geoff	IRL	7 JUN 1990
104	O'DONNELL Anthony	IRL	9 JAN 1991
106	JOCHUMSSON Ingvar	ISL	18 AUG 1989
107	GUNNARSSON Olafur Gardar	ISL	1 JUL 1990
108	KRISTMANNSSON Viktor	ISL	1 JUL 1984
109	KRISTMANNSSON Robert	ISL	21 JUL 1987
116	POZZO Enrico	ITA	12 FEB 1981
117	MORANDI Matteo	ITA	8 OCT 1981
118	OTTAVI Paolo	ITA	7 JAN 1986
119	BUSNARI Alberto	ITA	4 OCT 1978
120	PRINCIPI Paolo	ITA	14 NOV 1989
121	SAPRONENKO Jevgenijs	LAT	11 NOV 1978
122	TREFILOVS Dmitrijs	LAT	13 MAY 1987
126	GUSCINAS Rokas	LTU	6 JAN 1991
127	IZMODENOV Jevgenij	LTU	11 APR 1988
131	PALGEN Sascha	LUX	15 AUG 1984
136	ZONDERLAND Epke	NED	16 APR 1986
137	WAMMES Jeffrey	NED	24 APR 1987
138	VAN ASSCHE Anthony	NED	15 MAR 1989

ENTRY LIST BY BIB NUMBER  
MEN'S SENIORS  
As of THU 22 APR 2010

Bib	Name	NOC Code	Date of Birth
139	DEURLOO Bart	NED	23 FEB 1991
140	VAN MINDE Carlo	NED	6 JAN 1988
141	JANSEN Espen Inge	NOR	13 DEC 1968
142	HANCHE-OLSEN Joachim	NOR	28 JAN 1988
143	FJELD Lars Jorgen	NOR	13 MAY 1989
144	KRISTENSEN Steffen	NOR	1 JUL 1990
145	CONRADI Marcus	NOR	21 FEB 1991
146	HULBOJ Kamil	POL	6 NOV 1985
147	KIERZKOWSKI Adam	POL	24 DEC 1985
148	KULESZA Roman	POL	2 MAR 1983
149	LIS Przemyslaw	POL	4 MAY 1986
150	LYSZCZARZ Marek	POL	1 OCT 1986
151	ALMEIDA CAMPOS Manuel	POR	12 JUL 1981
152	LOPES ROMERO Diogo	POR	19 NOV 1990
153	PALMA SIMOES Gustavo	POR	11 JUN 1990
154	ALMEIDA Simao	POR	22 NOV 1986
155	LOY DA GRACA Bernardo	POR	23 MAY 1984
156	KOCZI Flavius	ROU	26 AUG 1987
157	BUCUR Adrian	ROU	26 APR 1985
158	BUIDOSO Ovidiu	ROU	13 JUL 1987
159	JIVAN Alin Sandu	ROU	2 DEC 1983
160	IANCU Cosmin Cristian	ROU	18 SEP 1987
166	PEGAN Aljaz	SLO	2 JUN 1974
167	BERTONCELJ Saso	SLO	16 JUL 1984
168	KLAVORA Rok	SLO	16 AUG 1988
169	BRITOVSEK Ziga	SLO	28 JAN 1989
170	LAMUT Andraz	SLO	23 MAR 1987
171	PAUNOVIC Milos	SRB	10 OCT 1985
176	CAPELLI Claudio	SUI	16 NOV 1986
177	FISCHER Lucas	SUI	30 AUG 1990
178	GISI Roman	SUI	7 JUN 1985
179	RAMSEIER Mark	SUI	4 JAN 1984
180	BOESCHENSTEIN Nicolas	SUI	12 FEB 1985
181	PIASECKY Samuel	SVK	31 OCT 1984
182	KAMENICKY Daniel	SVK	26 APR 1980
186	SAMILOGLU Umit	TUR	29 SEP 1980
187	AKKAVAK Muhammed	TUR	11 AUG 1989
188	SANLI Ozgur	TUR	17 MAR 1990
189	OZGOREN Nihat	TUR	18 APR 1989
190	TUFAN Nuri	TUR	1 JAN 1991

ENTRY LIST BY BIB NUMBER

MEN'S JUNIORS

As of THU 22 APR 2010

Bib	Name	NOC Code	Date of Birth
201	DAVTYAN Artur	ARM	8 AUG 1992
202	VARDANYAN Vahan	ARM	8 MAR 1993
206	BAUER Alwin	AUT	6 OCT 1994
207	FRICK Juergen	AUT	24 MAY 1994
208	FUSSENEGGER Michael	AUT	23 JUN 1993
209	KRANZLMUELLER Severin	AUT	12 DEC 1994
210	SCHWAB Johannes	AUT	20 JUN 1992
211	AGHADADAYEV Elvin	AZE	12 DEC 1994
216	KENIS Daan	BEL	28 AUG 1994
217	NEUTELEERS Thomas	BEL	29 JAN 1993
218	THYS Tomas	BEL	6 MAR 1992
219	VERBAEYS Jimmy	BEL	26 AUG 1993
220	SIEMON Volkaert	BEL	22 MAY 1992
226	VALCHEV Velislav	BUL	27 NOV 1992
227	TUSHEV Veliko	BUL	2 JUL 1995
228	HRISTOV Emil	BUL	17 APR 1993
229	PEEV Dragomir	BUL	12 FEB 1994
230	ALEKSANDROV Yordan	BUL	20 AUG 1995
231	BOROSA Filip	CRO	21 SEP 1993
232	KOVACEVIC Anton	CRO	19 APR 1995
233	KUSAN Leonardo	CRO	16 APR 1994
234	PRPIC Renato	CRO	6 APR 1995
235	KOROSTELJEV Andrej	CRO	15 DEC 1995
236	KRASIAS Dimitris	CYP	1 APR 1992
237	KRASIAS Michalis	CYP	23 AUG 1994
238	SOLEAS Christos	CYP	14 FEB 1994
239	LOUCAIDES Stefanos	CYP	29 OCT 1994
240	PAPAEVRIPIDOU Xenios	CYP	18 JUN 1993
241	RADOVESNICKY Daniel	CZE	12 MAY 1994
242	PECKA Stepan	CZE	16 JUN 1993
243	KARDOS David	CZE	1 AUG 1994
244	PAZDERA Martin	CZE	19 JUL 1993
246	FRANDSEN Marcus	DEN	10 JAN 1994
247	WAGNER James	DEN	17 MAY 1993
248	JOHANSEN Mathias	DEN	3 MAY 1994
249	RYDBERG Kasper	DEN	7 AUG 1993
250	RIDDER Lukas	DEN	17 JUN 1994
251	GONZALEZ Fabian	ESP	8 MAY 1992
252	ABAD Nestor	ESP	29 MAR 1993
253	PEREZ MARCHANT Julian	ESP	2 APR 1994
254	ALONSO CALVO Adria	ESP	9 SEP 1992
255	TALLON FERNANDEZ Alberto	ESP	18 OCT 1993
256	NIVA Heikki	FIN	10 NOV 1992
257	HOLOPAINEN Kasper	FIN	29 SEP 1993
258	PAIVANEN Jimi	FIN	9 FEB 1993



ENTRY LIST BY BIB NUMBER  
MEN'S JUNIORS  
As of THU 22 APR 2010

Bib	Name	NOC Code	Date of Birth
259	LAULUMAA Petrus	FIN	5 FEB 1992
260	SAARENKETO Heikki	FIN	16 FEB 1994
261	ZONA Jim	FRA	12 FEB 1992
262	VANACKER Mathieu	FRA	24 OCT 1992
263	PROST Brandon	FRA	11 SEP 1993
264	PHILIPPE Mathias	FRA	18 FEB 1993
265	MICHOLET Stephen	FRA	26 MAY 1994
266	OLDHAM Sam	GBR	17 FEB 1993
267	BECKFORD Reiss	GBR	17 FEB 1992
268	WHITLOCK Max	GBR	13 JAN 1993
269	BAINES Frank	GBR	16 JUL 1995
270	MACKENZIE Cameron	GBR	18 NOV 1992
271	KEIL Christian Woldemar	GER	17 JUN 1993
272	HERDER Philipp	GER	21 OCT 1992
273	JURSCH Christopher	GER	27 SEP 1992
274	RITTSCHIK Ivan	GER	9 AUG 1992
275	WEINERT Daniel	GER	1 JAN 1994
276	ILIOPOULOS Nikolaos	GRE	21 DEC 1993
277	CHATZIEFSTATHIOU Georgios Christos	GRE	2 OCT 1992
278	KONSTANTINIDIS Christoforos	GRE	8 NOV 1993
279	KONSTANTINIDIS Konstantinos	GRE	14 FEB 1992
280	KOULIS Marios Dimitrios	GRE	7 AUG 1993
281	MAKRA Laszlo	HUN	18 DEC 1994
282	VAGNER Levente	HUN	18 MAY 1994
283	TOTH Levente	HUN	25 MAR 1993
284	SELMECZI Bank	HUN	3 MAR 1994
285	BABOS Adam	HUN	4 AUG 1992
286	O'CONNOR Christopher	IRL	12 DEC 1993
287	FOX Daniel	IRL	29 FEB 1996
288	DALTON Adam	IRL	24 OCT 1995
289	O'CONNOR Matthew	IRL	30 AUG 1994
291	GUNNARSSON Jon	ISL	2 JUL 1992
301	EDALLI Ludovico	ITA	18 DEC 1993
302	DE VECCHIS Tommaso	ITA	18 JAN 1992
303	POLINI Giancarlo	ITA	31 MAY 1992
304	LODADIO Marco	ITA	24 MAR 1992
305	VINCENZI Aramis	ITA	16 MAY 1992
306	TVOROGAL Robert	LTU	5 OCT 1994
307	KUZMICKAS Tomas	LTU	14 FEB 1996
311	CROVETTO Kevin	MON	10 JUN 1992
316	BLETTERMAN Michel	NED	14 FEB 1992
317	SMINK Glenn	NED	10 JUN 1992
318	KOSZTKA Karl	NED	13 MAR 1994
319	ZUIDEMA Justen	NED	7 FEB 1996
320	LOVDAHL Conor	NED	23 NOV 1993

ENTRY LIST BY BIB NUMBER  
MEN'S JUNIORS  
As of THU 22 APR 2010

Bib	Name	NOC Code	Date of Birth
321	SKJERAHAUG Stian	NOR	8 MAR 1992
322	ANDREASSEN Haakon	NOR	23 NOV 1992
323	ANDERSEN Kristoffer Alvern	NOR	16 JUN 1993
324	ULVEN Peder	NOR	30 MAR 1993
325	PLANKE Lars Joyce	NOR	11 NOV 1993
326	BORKOWSKI Lukasz	POL	26 SEP 1993
327	CECOT Sebastian	POL	13 AUG 1992
331	FRAGOSO Francisco	POR	2 NOV 1992
332	MARTINS Ricardo	POR	16 MAY 1992
336	MUNTEAN Andrei Vasile	ROU	30 JAN 1993
337	RADEANU Daniel Petrica Vasile	ROU	29 JUN 1994
338	GROZA Andrei Ioan	ROU	24 APR 1994
339	NISTOR Ioan Laurentiu	ROU	12 JAN 1992
340	KOTRONG Adelin Ladislau	ROU	2 DEC 1992
346	PECAN Matic	SLO	20 JAN 1994
347	ZUNKO Zan	SLO	1 FEB 1993
348	MAURIC Primoz	SLO	7 JUN 1992
349	ALHADI Omar	SLO	9 DEC 1993
350	RAUTER Tine	SLO	18 NOV 1994
351	MAROVIC Bozidar	SRB	15 JAN 1994
352	ILIC Gavril	SRB	13 OCT 1995
353	DORDEVIC Dusan	SRB	25 NOV 1995
354	MRDENOVIĆ Nikola	SRB	8 JUL 1996
355	DEJANOVIĆ Bojan	SRB	29 NOV 1994
356	RIZZO Marco	SUI	1 AUG 1992
357	YUSOF Eddy	SUI	2 OCT 1994
358	MEIER Michael	SUI	12 MAR 1992
359	HEGI Oliver	SUI	20 FEB 1993
360	BRAEGGER Pablo	SUI	27 NOV 1992
361	MICHNAK Slavomir	SVK	15 OCT 1992
362	ARGALAS Martin	SVK	27 FEB 1992
363	VARGOVSKY Ivan	SVK	9 NOV 1994
364	KISS Michal	SVK	26 OCT 1994
365	MARCAK Eduard	SVK	13 JAN 1994
366	ARICAN Ferhat	TUR	28 JUL 1993
367	ARABACIOGLU Emre	TUR	11 JUN 1994
368	ONDER Ahmet	TUR	12 JUL 1996
369	COLAK Ibrahim	TUR	7 JAN 1995
370	AKDOGAN Semih	TUR	18 AUG 1992

START LIST

REVISED

JUNIORS TEAM COMPETITION AND QUALIFICATIONS FOR CII & CIII  
SUBDIVISION 1 OF 5 - ROTATION 1 OF 6

THU 22 APR 2010 - 10:00



Bib	Name	NOC Code
260	SAARENKETO Heikki	FIN
258	PAIVANEN Jimi	FIN
259	LAULUMAA Petrus	FIN
257	HOLOPAINEN Kasper	FIN
256	NIVA Heikki	FIN



Bib	Name	NOC Code
255	TALLON FERNANDEZ A.	ESP
252	ABAD Nestor	ESP
254	ALONSO CALVO Adria	ESP
251	GONZALEZ Fabian	ESP



Bib	Name	NOC Code
-----	------	----------



Bib	Name	NOC Code
368	ONDER Ahmet	TUR
367	ARABACIOGLU Emre	TUR
369	COLAK Ibrahim	TUR
370	AKDOGAN Semih	TUR
366	ARICAN Ferhat	TUR *



Bib	Name	NOC Code
338	GROZA Andrei Ioan	ROU
337	RADEANU D.	ROU
339	NISTOR I.	ROU
336	MUNTEAN A.	ROU
340	KOTRONG A.	ROU



Bib	Name	NOC Code
305	VINCENZI Aramis	ITA
303	POLINI Giancarlo	ITA
301	EDALLI Ludovico	ITA
302	DE VECCHIS Tommaso	ITA

Due to volcanic eruption the start list is not definitive for the following nations  
BUL, POR  
The following nations don't participate with juniors: BLR, ISR, RUS, UKR

Note:

Gymnasts marked by an asterisk (\*\*\*) will perform two vaults

Legend:



START LIST

REVISED

JUNIORS TEAM COMPETITION AND QUALIFICATIONS FOR CII & CIII  
SUBDIVISION 1 OF 5 - ROTATION 2 OF 6

THU 22 APR 2010 - 10:17



Bib	Name	NOC Code
305	VINCENZI Aramis	ITA
304	LODADIO Marco	ITA
302	DE VECCHIS Tommaso	ITA
301	EDALLI Ludovico	ITA



Bib	Name	NOC Code
257	HOLOPAINEN Kasper	FIN
259	LAULUMAA Petrus	FIN
258	PAIVANEN Jimi	FIN
256	NIVA Heikki	FIN



Bib	Name	NOC Code
254	ALONSO CALVO Adria	ESP
253	PEREZ MARCHANT J.	ESP
251	GONZALEZ Fabian	ESP
255	TALLON FERNANDEZ A.	ESP
252	ABAD Nestor	ESP



Bib	Name	NOC Code
-----	------	----------



Bib	Name	NOC Code
367	ARABACIOGLU Emre	TUR
370	AKDOGAN Semih	TUR
369	COLAK Ibrahim	TUR
366	ARICAN Ferhat	TUR
368	ONDER Ahmet	TUR









Bib	Name	NOC Code
338	GROZA Andrei Ioan	ROU
336	MUNTEAN A.	ROU
337	RADEANU D.	ROU
339	NISTOR I.	ROU
340	KOTRONG A.	ROU

Due to volcanic eruption the start list is not definitive for the following nations  
BUL, POR  
The following nations don't participate with juniors: BLR, ISR, RUS, UKR

**Note:**  
Gymnasts marked by an asterisk (\*\*\*) will perform two vaults

**Legend:**

 Floor	 Pommel Horse	 Rings	 Vault	 Parallel Bars	 Horizontal Bar
--	--	---	---	---	--

START LIST

REVISED

JUNIORS TEAM COMPETITION AND QUALIFICATIONS FOR CII & CIII  
SUBDIVISION 1 OF 5 - ROTATION 3 OF 6

THU 22 APR 2010 - 10:34



Bib	Name	NOC Code
338	GROZA Andrei Ioan	ROU
340	KOTRONG A.	ROU
336	MUNTEAN A.	ROU
337	RADEANU D.	ROU
339	NISTOR I.	ROU



Bib	Name	NOC Code
304	LODADIO Marco	ITA
305	VINCENZI Aramis	ITA
301	EDALLI Ludovico	ITA
302	DE VECCHIS Tommaso	ITA



Bib	Name	NOC Code
259	LAULUMAA Petrus	FIN
258	PAIVANEN Jimi	FIN
257	HOLOPAINEN Kasper	FIN
256	NIVA Heikki	FIN



Bib	Name	NOC Code
254	ALONSO CALVO Adria	ESP
253	PEREZ MARCHANT J.	ESP
251	GONZALEZ Fabian	ESP *
252	ABAD Nestor	ESP *



Bib	Name	NOC Code
-----	------	----------




Bib	Name	NOC Code
367	ARABACIOGLU Emre	TUR
370	AKDOGAN Semih	TUR
368	ONDER Ahmet	TUR
369	COLAK Ibrahim	TUR
366	ARICAN Ferhat	TUR

Due to volcanic eruption the start list is not definitive for the following nations  
BUL, POR  
The following nations don't participate with juniors: BLR, ISR, RUS, UKR

Note:

Gymnasts marked by an asterisk (\*\*\*) will perform two vaults

Legend:



START LIST

REVISED

JUNIORS TEAM COMPETITION AND QUALIFICATIONS FOR CII & CIII  
SUBDIVISION 1 OF 5 - ROTATION 4 OF 6

THU 22 APR 2010 - 10:51



Bib	Name	NOC Code
367	ARABACIOGLU Emre	TUR
370	AKDOGAN Semih	TUR
368	ONDER Ahmet	TUR
366	ARICAN Ferhat	TUR
369	COLAK Ibrahim	TUR



Bib	Name	NOC Code
340	KOTRONG A.	ROU
336	MUNTEAN A.	ROU
337	RADEANU D.	ROU
339	NISTOR I.	ROU
338	GROZA Andrei Ioan	ROU



Bib	Name	NOC Code
303	POLINI Giancarlo	ITA
302	DE VECCHIS Tommaso	ITA
304	LODADIO Marco	ITA
301	EDALLI Ludovico	ITA



Bib	Name	NOC Code
258	PAIVANEN Jimi	FIN *
257	HOLOPAINEN Kasper	FIN *
256	NIVA Heikki	FIN
260	SAARENKETO Heikki	FIN *
259	LAULUMAA Petrus	FIN *



Bib	Name	NOC Code
253	PEREZ MARCHANT J.	ESP
255	TALLON FERNANDEZ A.	ESP
254	ALONSO CALVO Adria	ESP
251	GONZALEZ Fabian	ESP
252	ABAD Nestor	ESP



Bib	Name	NOC Code
-----	------	----------

Due to volcanic eruption the start list is not definitive for the following nations  
BUL, POR  
The following nations don't participate with juniors: BLR, ISR, RUS, UKR

Note:

Gymnasts marked by an asterisk (\*\*\*) will perform two vaults

Legend:



START LIST

REVISED

JUNIORS TEAM COMPETITION AND QUALIFICATIONS FOR CII & CIII  
SUBDIVISION 1 OF 5 - ROTATION 5 OF 6

THU 22 APR 2010 - 11:08



Bib	Name	NOC Code
-----	------	----------



Bib	Name	NOC Code
367	ARABACIOGLU Emre	TUR
370	AKDOGAN Semih	TUR
368	ONDER Ahmet	TUR
369	COLAK Ibrahim	TUR
366	ARICAN Ferhat	TUR



Bib	Name	NOC Code
337	RADEANU D.	ROU
339	NISTOR I.	ROU
338	GROZA Andrei Ioan	ROU
336	MUNTEAN A.	ROU
340	KOTRONG A.	ROU



Bib	Name	NOC Code
305	VINCENZI Aramis	ITA
302	DE VECCHIS Tommaso	ITA
301	EDALLI Ludovico	ITA
304	LODADIO Marco	ITA *



Bib	Name	NOC Code
259	LAULUMAA Petrus	FIN
257	HOLOPAINEN Kasper	FIN
258	PAIVANEN Jimi	FIN
256	NIVA Heikki	FIN



Bib	Name	NOC Code
253	PEREZ MARCHANT J.	ESP
255	TALLON FERNANDEZ A.	ESP
254	ALONSO CALVO Adria	ESP
252	ABAD Nestor	ESP
251	GONZALEZ Fabian	ESP

Due to volcanic eruption the start list is not definitive for the following nations  
BUL, POR  
The following nations don't participate with juniors: BLR, ISR, RUS, UKR

Note:

Gymnasts marked by an asterisk (\*\*\*) will perform two vaults

Legend:



START LIST

REVISED

JUNIORS TEAM COMPETITION AND QUALIFICATIONS FOR CII & CIII  
SUBDIVISION 1 OF 5 - ROTATION 6 OF 6

THU 22 APR 2010 - 11:25



Bib	Name	NOC Code
254	ALONSO CALVO Adria	ESP
253	PEREZ MARCHANT J.	ESP
252	ABAD Nestor	ESP
251	GONZALEZ Fabian	ESP



Bib	Name	NOC Code
-----	------	----------



Bib	Name	NOC Code
367	ARABACIOGLU Emre	TUR
370	AKDOGAN Semih	TUR
368	ONDER Ahmet	TUR
369	COLAK Ibrahim	TUR
366	ARICAN Ferhat	TUR



Bib	Name	NOC Code
338	GROZA Andrei Ioan	ROU
340	KOTRONG A.	ROU
336	MUNTEAN A.	ROU
337	RADEANU D.	ROU *
339	NISTOR I.	ROU



Bib	Name	NOC Code
305	VINCENZI Aramis	ITA
303	POLINI Giancarlo	ITA
302	DE VECCHIS Tommaso	ITA
301	EDALLI Ludovico	ITA




Bib	Name	NOC Code
258	PAIVANEN Jimi	FIN
260	SAARENKETO Heikki	FIN
257	HOLOPAINEN Kasper	FIN
256	NIVA Heikki	FIN

Due to volcanic eruption the start list is not definitive for the following nations  
BUL, POR  
The following nations don't participate with juniors: BLR, ISR, RUS, UKR

Note:

Gymnasts marked by an asterisk (\*\*\*) will perform two vaults

Legend:





START LIST

REVISED

JUNIORS TEAM COMPETITION AND QUALIFICATIONS FOR CII & CIII  
SUBDIVISION 2 OF 5 - ROTATION 1 OF 6

THU 22 APR 2010 - 12:00



Bib	Name	NOC Code
283	TOTH Levente	HUN
281	MAKRA Laszlo	HUN
284	SELMECZI Bank	HUN
285	BABOS Adam	HUN
282	VAGNER Levente	HUN



Bib	Name	NOC Code
-----	------	----------



Bib	Name	NOC Code
324	ULVEN Peder	NOR
323	ANDERSEN K.	NOR
325	PLANKE Lars Joyce	NOR
322	ANDREASSEN Haakon	NOR
321	SKJERAHAUG Stian	NOR



Bib	Name	NOC Code
269	BAINES Frank	GBR
270	MACKENZIE Cameron	GBR
266	OLDHAM Sam	GBR
267	BECKFORD Reiss	GBR *
268	WHITLOCK Max	GBR *



Bib	Name	NOC Code
275	WEINERT Daniel	GER
271	KEIL C.	GER
272	HERDER Philipp	GER
274	RITTSCHIK Ivan	GER
273	JURSCH Christopher	GER









Bib	Name	NOC Code
248	JOHANSEN Mathias	DEN
249	RYDBERG Kasper	DEN
250	RIDDER Lukas	DEN
246	FRANSEN Marcus	DEN

Due to volcanic eruption the start list is not definitive for the following nations  
BUL, POR  
The following nations don't participate with juniors: BLR, ISR, RUS, UKR

**Note:**  
Gymnasts marked by an asterisk (\*\*\*) will perform two vaults

**Legend:**

 Floor	 Pommel Horse	 Rings	 Vault	 Parallel Bars	 Horizontal Bar
--	--	---	---	---	--

START LIST

REVISED

JUNIORS TEAM COMPETITION AND QUALIFICATIONS FOR CII & CIII  
SUBDIVISION 2 OF 5 - ROTATION 2 OF 6

THU 22 APR 2010 - 12:17



Bib	Name	NOC Code
246	FRANDBSEN Marcus	DEN
250	RIDDER Lukas	DEN
248	JOHANSEN Mathias	DEN
249	RYDBERG Kasper	DEN



Bib	Name	NOC Code
283	TOTH Levente	HUN
281	MAKRA Laszlo	HUN
284	SELMECZI Bank	HUN
282	VAGNER Levente	HUN
285	BABOS Adam	HUN



Bib	Name	NOC Code
-----	------	----------



Bib	Name	NOC Code
325	PLANKE Lars Joyce	NOR
324	ULVEN Peder	NOR
323	ANDERSEN K.	NOR
322	ANDREASSEN Haakon	NOR *
321	SKJERAHAUG Stian	NOR



Bib	Name	NOC Code
270	MACKENZIE Cameron	GBR
269	BAINES Frank	GBR
267	BECKFORD Reiss	GBR
268	WHITLOCK Max	GBR
266	OLDHAM Sam	GBR



Bib	Name	NOC Code
271	KEIL C.	GER
275	WEINERT Daniel	GER
272	HERDER Philipp	GER
274	RITTSCHIK Ivan	GER
273	JURSCH Christopher	GER

Due to volcanic eruption the start list is not definitive for the following nations  
BUL, POR  
The following nations don't participate with juniors: BLR, ISR, RUS, UKR

Note:

Gymnasts marked by an asterisk (\*\*\*) will perform two vaults

Legend:



START LIST

REVISED

JUNIORS TEAM COMPETITION AND QUALIFICATIONS FOR CII & CIII  
SUBDIVISION 2 OF 5 - ROTATION 3 OF 6

THU 22 APR 2010 - 12:34



Bib	Name	NOC Code
271	KEIL C.	GER
275	WEINERT Daniel	GER
273	JURSCH Christopher	GER
274	RITTSCHIK Ivan	GER
272	HERDER Philipp	GER



Bib	Name	NOC Code
246	FRANSEN Marcus	DEN
250	RIDDER Lukas	DEN
248	JOHANSEN Mathias	DEN
249	RYDBERG Kasper	DEN



Bib	Name	NOC Code
283	TOTH Levente	HUN
281	MAKRA Laszlo	HUN
284	SELMECZI Bank	HUN
285	BABOS Adam	HUN
282	VAGNER Levente	HUN



Bib	Name	NOC Code
-----	------	----------



Bib	Name	NOC Code
324	ULVEN Peder	NOR
323	ANDERSEN K.	NOR
325	PLANKE Lars Joyce	NOR
322	ANDREASSEN Haakon	NOR
321	SKJERAHAUG Stian	NOR



Bib	Name	NOC Code
270	MACKENZIE Cameron	GBR
269	BAINES Frank	GBR
266	OLDHAM Sam	GBR
267	BECKFORD Reiss	GBR
268	WHITLOCK Max	GBR

Due to volcanic eruption the start list is not definitive for the following nations  
BUL, POR  
The following nations don't participate with juniors: BLR, ISR, RUS, UKR

Note:

Gymnasts marked by an asterisk (\*\*\*) will perform two vaults

Legend:



START LIST

REVISED

JUNIORS TEAM COMPETITION AND QUALIFICATIONS FOR CII & CIII  
SUBDIVISION 2 OF 5 - ROTATION 4 OF 6

THU 22 APR 2010 - 12:51



Bib	Name	NOC Code
270	MACKENZIE Cameron	GBR
269	BAINES Frank	GBR
268	WHITLOCK Max	GBR
267	BECKFORD Reiss	GBR
266	OLDHAM Sam	GBR



Bib	Name	NOC Code
275	WEINERT Daniel	GER
271	KEIL C.	GER
273	JURSCH Christopher	GER
272	HERDER Philipp	GER
274	RITTSCHIK Ivan	GER



Bib	Name	NOC Code
250	RIDDER Lukas	DEN
247	WAGNER James	DEN
246	FRANSEN Marcus	DEN
248	JOHANSEN Mathias	DEN
249	RYDBERG Kasper	DEN



Bib	Name	NOC Code
284	SELMECZI Bank	HUN
283	TOTH Levente	HUN
281	MAKRA Laszlo	HUN
285	BABOS Adam	HUN
282	VAGNER Levente	HUN



Bib	Name	NOC Code
-----	------	----------



Bib	Name	NOC Code
324	ULVEN Peder	NOR
323	ANDERSEN K.	NOR
325	PLANKE Lars Joyce	NOR
322	ANDREASSEN Haakon	NOR
321	SKJERAHAUG Stian	NOR

Due to volcanic eruption the start list is not definitive for the following nations  
BUL, POR  
The following nations don't participate with juniors: BLR, ISR, RUS, UKR

Note:

Gymnasts marked by an asterisk (\*\*\*) will perform two vaults

Legend:



START LIST

REVISED

JUNIORS TEAM COMPETITION AND QUALIFICATIONS FOR CII & CIII  
SUBDIVISION 2 OF 5 - ROTATION 5 OF 6

THU 22 APR 2010 - 13:08



Bib	Name	NOC Code
324	ULVEN Peder	NOR
325	PLANKE Lars Joyce	NOR
323	ANDERSEN K.	NOR
322	ANDREASSEN Haakon	NOR
321	SKJERAHAUG Stian	NOR



Bib	Name	NOC Code
267	BECKFORD Reiss	GBR
269	BAINES Frank	GBR
266	OLDHAM Sam	GBR
268	WHITLOCK Max	GBR
270	MACKENZIE Cameron	GBR



Bib	Name	NOC Code
271	KEIL C.	GER
275	WEINERT Daniel	GER
274	RITTSCHIK Ivan	GER
272	HERDER Philipp	GER
273	JURSCH Christopher	GER



Bib	Name	NOC Code
250	RIDDER Lukas	DEN
246	FRANSEN Marcus	DEN
249	RYDBERG Kasper	DEN
248	JOHANSEN Mathias	DEN
247	WAGNER James	DEN *



Bib	Name	NOC Code
284	SELMECZI Bank	HUN
281	MAKRA Laszlo	HUN
283	TOTH Levente	HUN
282	VAGNER Levente	HUN
285	BABOS Adam	HUN



Bib	Name	NOC Code
-----	------	----------

Due to volcanic eruption the start list is not definitive for the following nations  
BUL, POR  
The following nations don't participate with juniors: BLR, ISR, RUS, UKR

Note:

Gymnasts marked by an asterisk (\*\*\*) will perform two vaults

Legend:



START LIST

REVISED

JUNIORS TEAM COMPETITION AND QUALIFICATIONS FOR CII & CIII  
SUBDIVISION 2 OF 5 - ROTATION 6 OF 6

THU 22 APR 2010 - 13:25



Bib	Name	NOC Code
-----	------	----------



Bib	Name	NOC Code
324	ULVEN Peder	NOR
323	ANDERSEN K.	NOR
325	PLANKE Lars Joyce	NOR
322	ANDREASSEN Haakon	NOR
321	SKJERAHAUG Stian	NOR



Bib	Name	NOC Code
270	MACKENZIE Cameron	GBR
268	WHITLOCK Max	GBR
266	OLDHAM Sam	GBR
267	BECKFORD Reiss	GBR
269	BAINES Frank	GBR



Bib	Name	NOC Code
275	WEINERT Daniel	GER
272	HERDER Philipp	GER
274	RITTSCHIK Ivan	GER
273	JURSCH Christopher	GER
271	KEIL C.	GER



Bib	Name	NOC Code
246	FRANSEN Marcus	DEN
248	JOHANSEN Mathias	DEN
247	WAGNER James	DEN
249	RYDBERG Kasper	DEN
250	RIDDER Lukas	DEN



Bib	Name	NOC Code
284	SELMECZI Bank	HUN
281	MAKRA Laszlo	HUN
283	TOTH Levente	HUN
285	BABOS Adam	HUN
282	VAGNER Levente	HUN

Due to volcanic eruption the start list is not definitive for the following nations  
BUL, POR  
The following nations don't participate with juniors: BLR, ISR, RUS, UKR

Note:

Gymnasts marked by an asterisk (\*\*\*) will perform two vaults

Legend:



START LIST

REVISED

JUNIORS TEAM COMPETITION AND QUALIFICATIONS FOR CII & CIII  
SUBDIVISION 3 OF 5 - ROTATION 1 OF 6

THU 22 APR 2010 - 14:45



Bib	Name	NOC Code
287	FOX Daniel	IRL
286	O'CONNOR Christopher	IRL
288	DALTON Adam	IRL



Bib	Name	NOC Code
201	DAVTYAN Artur	ARM
202	VARDANYAN Vahan	ARM
331	FRAGOSO Francisco	POR
332	MARTINS Ricardo	POR
306	TVOROGAL Robert	LTU
307	KUZMICKAS Tomas	LTU



Bib	Name	NOC Code
326	BORKOWSKI Lukasz	POL



Bib	Name	NOC Code
216	KENIS Daan	BEL
217	NEUTELEERS Thomas	BEL
219	VERBAEYS Jimmy	BEL
218	THYS Tomas	BEL *
220	SIEMON Volkaert	BEL *
311	CROVETTO Kevin	MON



Bib	Name	NOC Code
364	KISS Michal	SVK
363	VARGOVSKY Ivan	SVK
362	ARGALAS Martin	SVK
361	MICHNAK Slavomir	SVK
291	GUNNARSSON Jon	ISL



Bib	Name	NOC Code
211	AGHADADAYEV Elvin	AZE
264	PHILIPPE Mathias	FRA
263	PROST Brandon	FRA
262	VANACKER Mathieu	FRA
261	ZONA Jim	FRA

Due to volcanic eruption the start list is not definitive for the following nations  
BUL, POR  
The following nations don't participate with juniors: BLR, ISR, RUS, UKR

Note:

Gymnasts marked by an asterisk (\*\*\*) will perform two vaults

Legend:



START LIST

REVISED

JUNIORS TEAM COMPETITION AND QUALIFICATIONS FOR CII & CIII  
SUBDIVISION 3 OF 5 - ROTATION 2 OF 6

THU 22 APR 2010 - 15:06



Bib	Name	NOC Code
211	AGHADADAYEV Elvin	AZE
265	MICHOLET Stephen	FRA
263	PROST Brandon	FRA
264	PHILIPPE Mathias	FRA
262	VANACKER Mathieu	FRA
261	ZONA Jim	FRA



Bib	Name	NOC Code
287	FOX Daniel	IRL
286	O'CONNOR Christopher	IRL
289	O'CONNOR Matthew	IRL



Bib	Name	NOC Code
201	DAVTYAN Artur	ARM
202	VARDANYAN Vahan	ARM
331	FRAGOSO Francisco	POR
332	MARTINS Ricardo	POR
306	TVOROGAL Robert	LTU
307	KUZMICKAS Tomas	LTU



Bib	Name	NOC Code
326	BORKOWSKI Lukasz	POL
327	CECOT Sebastian	POL *



Bib	Name	NOC Code
216	KENIS Daan	BEL
217	NEUTELEERS Thomas	BEL
219	VERBAEYS Jimmy	BEL
218	THYS Tomas	BEL
220	SIEMON Volkaert	BEL
311	CROVETTO Kevin	MON









Bib	Name	NOC Code
364	KISS Michal	SVK
361	MICHNAK Slavomir	SVK
362	ARGALAS Martin	SVK
363	VARGOVSKY Ivan	SVK
291	GUNNARSSON Jon	ISL

Due to volcanic eruption the start list is not definitive for the following nations  
BUL, POR  
The following nations don't participate with juniors: BLR, ISR, RUS, UKR

**Note:**  
Gymnasts marked by an asterisk (\*\*\*) will perform two vaults

**Legend:**

 Floor	 Pommel Horse	 Rings	 Vault	 Parallel Bars	 Horizontal Bar
--	--	---	---	---	--



START LIST

REVISED

JUNIORS TEAM COMPETITION AND QUALIFICATIONS FOR CII & CIII  
SUBDIVISION 3 OF 5 - ROTATION 3 OF 6

THU 22 APR 2010 - 15:27



Bib	Name	NOC Code
365	MARCAK Eduard	SVK
363	VARGOVSKY Ivan	SVK
364	KISS Michal	SVK
361	MICHNAK Slavomir	SVK
362	ARGALAS Martin	SVK
291	GUNNARSSON Jon	ISL



Bib	Name	NOC Code
211	AGHADADAYEV Elvin	AZE
264	PHILIPPE Mathias	FRA
265	MICHOLET Stephen	FRA
262	VANACKER Mathieu	FRA
261	ZONA Jim	FRA
263	PROST Brandon	FRA



Bib	Name	NOC Code
287	FOX Daniel	IRL
286	O'CONNOR Christopher	IRL
289	O'CONNOR Matthew	IRL



Bib	Name	NOC Code
201	DAVTYAN Artur	ARM
202	VARDANYAN Vahan	ARM *
331	FRAGOSO Francisco	POR
332	MARTINS Ricardo	POR
306	TVOROGAL Robert	LTU
307	KUZMICKAS Tomas	LTU



Bib	Name	NOC Code
326	BORKOWSKI Lukasz	POL




Bib	Name	NOC Code
216	KENIS Daan	BEL
217	NEUTELEERS Thomas	BEL
219	VERBAEYS Jimmy	BEL
218	THYS Tomas	BEL
311	CROVETTO Kevin	MON

Due to volcanic eruption the start list is not definitive for the following nations  
BUL, POR  
The following nations don't participate with juniors: BLR, ISR, RUS, UKR

Note:

Gymnasts marked by an asterisk (\*\*\*) will perform two vaults

Legend:



START LIST

REVISED

JUNIORS TEAM COMPETITION AND QUALIFICATIONS FOR CII & CIII  
SUBDIVISION 3 OF 5 - ROTATION 4 OF 6

THU 22 APR 2010 - 15:48



Bib	Name	NOC Code
216	KENIS Daan	BEL
217	NEUTELEERS Thomas	BEL
219	VERBAEYS Jimmy	BEL
218	THYS Tomas	BEL
220	SIEMON Volkaert	BEL
311	CROVETTO Kevin	MON



Bib	Name	NOC Code
363	VARGOVSKY Ivan	SVK
364	KISS Michal	SVK
361	MICHNAK Slavomir	SVK
362	ARGALAS Martin	SVK
291	GUNNARSSON Jon	ISL



Bib	Name	NOC Code
211	AGHADADAYEV Elvin	AZE
264	PHILIPPE Mathias	FRA
263	PROST Brandon	FRA
262	VANACKER Mathieu	FRA
261	ZONA Jim	FRA
265	MICHOLET Stephen	FRA



Bib	Name	NOC Code
287	FOX Daniel	IRL
286	O'CONNOR Christopher	IRL
288	DALTON Adam	IRL *



Bib	Name	NOC Code
201	DAVTYAN Artur	ARM
202	VARDANYAN Vahan	ARM
331	FRAGOSO Francisco	POR
332	MARTINS Ricardo	POR
306	TVOROGAL Robert	LTU
307	KUZMICKAS Tomas	LTU



Bib	Name	NOC Code
326	BORKOWSKI Lukasz	POL

Due to volcanic eruption the start list is not definitive for the following nations  
BUL, POR  
The following nations don't participate with juniors: BLR, ISR, RUS, UKR

Note:

Gymnasts marked by an asterisk (\*\*\*) will perform two vaults

Legend:



START LIST

REVISED

JUNIORS TEAM COMPETITION AND QUALIFICATIONS FOR CII & CIII  
SUBDIVISION 3 OF 5 - ROTATION 5 OF 6

THU 22 APR 2010 - 16:09



Bib	Name	NOC Code
326	BORKOWSKI Lukasz	POL



Bib	Name	NOC Code
216	KENIS Daan	BEL
217	NEUTELEERS Thomas	BEL
219	VERBAEYS Jimmy	BEL
218	THYS Tomas	BEL
220	SIEMON Volkaert	BEL
311	CROVETTO Kevin	MON



Bib	Name	NOC Code
364	KISS Michal	SVK
361	MICHNAK Slavomir	SVK
362	ARGALAS Martin	SVK
363	VARGOVSKY Ivan	SVK
291	GUNNARSSON Jon	ISL



Bib	Name	NOC Code
211	AGHADADAYEV Elvin	AZE
264	PHILIPPE Mathias	FRA
265	MICHOLET Stephen	FRA
263	PROST Brandon	FRA
261	ZONA Jim	FRA
262	VANACKER Mathieu	FRA *



Bib	Name	NOC Code
287	FOX Daniel	IRL
286	O'CONNOR Christopher	IRL
289	O'CONNOR Matthew	IRL



Bib	Name	NOC Code
201	DAVTYAN Artur	ARM
202	VARDANYAN Vahan	ARM
331	FRAGOSO Francisco	POR
332	MARTINS Ricardo	POR
306	TVOROGAL Robert	LTU
307	KUZMICKAS Tomas	LTU

Due to volcanic eruption the start list is not definitive for the following nations  
BUL, POR  
The following nations don't participate with juniors: BLR, ISR, RUS, UKR

Note:

Gymnasts marked by an asterisk (\*\*\*) will perform two vaults

Legend:



START LIST

REVISED

JUNIORS TEAM COMPETITION AND QUALIFICATIONS FOR CII & CIII  
SUBDIVISION 3 OF 5 - ROTATION 6 OF 6

THU 22 APR 2010 - 16:30



Bib	Name	NOC Code
201	DAVTYAN Artur	ARM
202	VARDANYAN Vahan	ARM
331	FRAGOSO Francisco	POR
332	MARTINS Ricardo	POR
306	TVOROGAL Robert	LTU
307	KUZMICKAS Tomas	LTU



Bib	Name	NOC Code
326	BORKOWSKI Lukasz	POL



Bib	Name	NOC Code
216	KENIS Daan	BEL
217	NEUTELEERS Thomas	BEL
219	VERBAEYS Jimmy	BEL
218	THYS Tomas	BEL
311	CROVETTO Kevin	MON



Bib	Name	NOC Code
365	MARCAK Eduard	SVK *
361	MICHNAK Slavomir	SVK
362	ARGALAS Martin	SVK *
363	VARGOVSKY Ivan	SVK *
364	KISS Michal	SVK
291	GUNNARSSON Jon	ISL



Bib	Name	NOC Code
211	AGHADADAYEV Elvin	AZE
265	MICHOLET Stephen	FRA
264	PHILIPPE Mathias	FRA
263	PROST Brandon	FRA
262	VANACKER Mathieu	FRA
261	ZONA Jim	FRA



Bib	Name	NOC Code
287	FOX Daniel	IRL
286	O'CONNOR Christopher	IRL
289	O'CONNOR Matthew	IRL

Due to volcanic eruption the start list is not definitive for the following nations  
BUL, POR  
The following nations don't participate with juniors: BLR, ISR, RUS, UKR

Note:

Gymnasts marked by an asterisk (\*\*) will perform two vaults

Legend:



START LIST

REVISED

JUNIORS TEAM COMPETITION AND QUALIFICATIONS FOR CII & CIII  
SUBDIVISION 4 OF 5 - ROTATION 1 OF 6

THU 22 APR 2010 - 17:15



Bib	Name	NOC Code
206	BAUER Alwin	AUT
210	SCHWAB Johannes	AUT
208	FUSSENEGGER Michael	AUT
207	FRICK Juergen	AUT
209	KRANZLMUELLER S.	AUT



Bib	Name	NOC Code
320	LOVDAHL Conor	NED
318	KOSZTKA Karl	NED
317	SMINK Glenn	NED
319	ZUIDEMA Justen	NED
316	BLETTERMAN Michel	NED



Bib	Name	NOC Code
357	YUSOF Eddy	SUI
360	BRAEGGER Pablo	SUI
359	HEGI Oliver	SUI
356	RIZZO Marco	SUI
358	MEIER Michael	SUI



Bib	Name	NOC Code
226	VALCHEV Velislav	BUL
227	TUSHEV Veliko	BUL
228	HRISTOV Emil	BUL
229	PEEV Dragomir	BUL
230	ALEKSANDROV Yordan	BUL



Bib	Name	NOC Code
233	KUSAN Leonardo	CRO
232	KOVACEVIC Anton	CRO
231	BOROSA Filip	CRO



Bib	Name	NOC Code
244	PAZDERA Martin	CZE
243	KARDOS David	CZE
241	RADOVESNICKY Daniel	CZE
242	PECKA Stepan	CZE

Due to volcanic eruption the start list is not definitive for the following nations  
BUL, POR  
The following nations don't participate with juniors: BLR, ISR, RUS, UKR

Note:

Gymnasts marked by an asterisk (\*\*\*) will perform two vaults

Legend:



START LIST

REVISED

JUNIORS TEAM COMPETITION AND QUALIFICATIONS FOR CII & CIII  
SUBDIVISION 4 OF 5 - ROTATION 2 OF 6

THU 22 APR 2010 - 17:32



Bib	Name	NOC Code
244	PAZDERA Martin	CZE
242	PECKA Stepan	CZE
243	KARDOS David	CZE
241	RADOVESNICKY Daniel	CZE



Bib	Name	NOC Code
210	SCHWAB Johannes	AUT
206	BAUER Alwin	AUT
209	KRANZLMUELLER S.	AUT
208	FUSSENEGGER Michael	AUT
207	FRICK Juergen	AUT



Bib	Name	NOC Code
319	ZUIDEMA Justen	NED
317	SMINK Glenn	NED
320	LOVDAHL Conor	NED
318	KOSZTKA Karl	NED
316	BLETTERMAN Michel	NED



Bib	Name	NOC Code
357	YUSOF Eddy	SUI
359	HEGI Oliver	SUI *
360	BRAEGGER Pablo	SUI *
358	MEIER Michael	SUI *
356	RIZZO Marco	SUI *



Bib	Name	NOC Code
227	TUSHEV Veliko	BUL
228	HRISTOV Emil	BUL
229	PEEV Dragomir	BUL
230	ALEKSANDROV Yordan	BUL
226	VALCHEV Velislav	BUL



Bib	Name	NOC Code
233	KUSAN Leonardo	CRO
232	KOVACEVIC Anton	CRO
231	BOROSA Filip	CRO

Due to volcanic eruption the start list is not definitive for the following nations  
BUL, POR  
The following nations don't participate with juniors: BLR, ISR, RUS, UKR

Note:

Gymnasts marked by an asterisk (\*\*\*) will perform two vaults

Legend:



START LIST

REVISED

JUNIORS TEAM COMPETITION AND QUALIFICATIONS FOR CII & CIII  
SUBDIVISION 4 OF 5 - ROTATION 3 OF 6

THU 22 APR 2010 - 17:49



Bib	Name	NOC Code
232	KOVACEVIC Anton	CRO
231	BOROSA Filip	CRO
235	KOROSTELJEV Andrej	CRO



Bib	Name	NOC Code
242	PECKA Stepan	CZE
243	KARDOS David	CZE
244	PAZDERA Martin	CZE
241	RADOVESNICKY Daniel	CZE



Bib	Name	NOC Code
209	KRANZLMUELLER S.	AUT
210	SCHWAB Johannes	AUT
207	FRICK Juergen	AUT
208	FUSSENEGGER Michael	AUT
206	BAUER Alwin	AUT



Bib	Name	NOC Code
319	ZUIDEMA Justen	NED
318	KOSZTKA Karl	NED
320	LOVDAHL Conor	NED
316	BLETTERMAN Michel	NED
317	SMINK Glenn	NED *



Bib	Name	NOC Code
357	YUSOF Eddy	SUI
356	RIZZO Marco	SUI
360	BRAEGGER Pablo	SUI
358	MEIER Michael	SUI
359	HEGI Oliver	SUI



Bib	Name	NOC Code
228	HRISTOV Emil	BUL
229	PEEV Dragomir	BUL
230	ALEKSANDROV Yordan	BUL
226	VALCHEV Velislav	BUL
227	TUSHEV Veliko	BUL

Due to volcanic eruption the start list is not definitive for the following nations  
BUL, POR  
The following nations don't participate with juniors: BLR, ISR, RUS, UKR

Note:

Gymnasts marked by an asterisk (\*\*\*) will perform two vaults

Legend:



START LIST

REVISED

JUNIORS TEAM COMPETITION AND QUALIFICATIONS FOR CII & CIII  
SUBDIVISION 4 OF 5 - ROTATION 4 OF 6

THU 22 APR 2010 - 18:06



Bib	Name	NOC Code
229	PEEV Dragomir	BUL
230	ALEKSANDROV Yordan	BUL
226	VALCHEV Velislav	BUL
227	TUSHEV Veliko	BUL
228	HRISTOV Emil	BUL



Bib	Name	NOC Code
232	KOVACEVIC Anton	CRO
231	BOROSA Filip	CRO
233	KUSAN Leonardo	CRO
234	PRPIC Renato	CRO



Bib	Name	NOC Code
244	PAZDERA Martin	CZE
243	KARDOS David	CZE
241	RADOVESNICKY Daniel	CZE
242	PECKA Stepan	CZE



Bib	Name	NOC Code
209	KRANZLMUELLER S.	AUT
206	BAUER Alwin	AUT
210	SCHWAB Johannes	AUT
207	FRICK Juergen	AUT
208	FUSSENEGGER Michael	AUT



Bib	Name	NOC Code
320	LOVDAHL Conor	NED
319	ZUIDEMA Justen	NED
318	KOSZTKA Karl	NED
317	SMINK Glenn	NED
316	BLETTERMAN Michel	NED




Bib	Name	NOC Code
356	RIZZO Marco	SUI
357	YUSOF Eddy	SUI
358	MEIER Michael	SUI
359	HEGI Oliver	SUI
360	BRAEGGER Pablo	SUI

Due to volcanic eruption the start list is not definitive for the following nations  
BUL, POR  
The following nations don't participate with juniors: BLR, ISR, RUS, UKR

Note:

Gymnasts marked by an asterisk (\*\*\*) will perform two vaults

Legend:





START LIST

REVISED

JUNIORS TEAM COMPETITION AND QUALIFICATIONS FOR CII & CIII  
SUBDIVISION 4 OF 5 - ROTATION 5 OF 6

THU 22 APR 2010 - 18:23



Bib	Name	NOC Code
357	YUSOF Eddy	SUI
358	MEIER Michael	SUI
359	HEGI Oliver	SUI
360	BRAEGGER Pablo	SUI
356	RIZZO Marco	SUI



Bib	Name	NOC Code
230	ALEKSANDROV Yordan	BUL
226	VALCHEV Velislav	BUL
227	TUSHEV Veliko	BUL
228	HRISTOV Emil	BUL
229	PEEV Dragomir	BUL



Bib	Name	NOC Code
233	KUSAN Leonardo	CRO
232	KOVACEVIC Anton	CRO
231	BOROSA Filip	CRO



Bib	Name	NOC Code
244	PAZDERA Martin	CZE
241	RADOVESNICKY Daniel	CZE
242	PECKA Stepan	CZE
243	KARDOS David	CZE



Bib	Name	NOC Code
210	SCHWAB Johannes	AUT
208	FUSSENEGGER Michael	AUT
206	BAUER Alwin	AUT
209	KRANZLMUELLER S.	AUT
207	FRICK Juergen	AUT




Bib	Name	NOC Code
319	ZUIDEMA Justen	NED
320	LOVDAHL Conor	NED
317	SMINK Glenn	NED
318	KOSZTKA Karl	NED
316	BLETTERMAN Michel	NED

Due to volcanic eruption the start list is not definitive for the following nations  
BUL, POR  
The following nations don't participate with juniors: BLR, ISR, RUS, UKR

Note:

Gymnasts marked by an asterisk (\*\*\*) will perform two vaults

Legend:



START LIST

REVISED

JUNIORS TEAM COMPETITION AND QUALIFICATIONS FOR CII & CIII  
SUBDIVISION 4 OF 5 - ROTATION 6 OF 6

THU 22 APR 2010 - 18:40



Bib	Name	NOC Code
319	ZUIDEMA Justen	NED
320	LOVDAHL Conor	NED
318	KOSZTKA Karl	NED
316	BLETTERMAN Michel	NED
317	SMINK Glenn	NED



Bib	Name	NOC Code
360	BRAEGGER Pablo	SUI
358	MEIER Michael	SUI
357	YUSOF Eddy	SUI
356	RIZZO Marco	SUI
359	HEGI Oliver	SUI



Bib	Name	NOC Code
226	VALCHEV Velislav	BUL
227	TUSHEV Veliko	BUL
228	HRISTOV Emil	BUL
229	PEEV Dragomir	BUL
230	ALEKSANDROV Yordan	BUL



Bib	Name	NOC Code
232	KOVACEVIC Anton	CRO
235	KOROSTELJEV Andrej	CRO
231	BOROSA Filip	CRO



Bib	Name	NOC Code
244	PAZDERA Martin	CZE
243	KARDOS David	CZE
242	PECKA Stepan	CZE
241	RADOVESNICKY Daniel	CZE



Bib	Name	NOC Code
206	BAUER Alwin	AUT
209	KRANZLMUELLER S.	AUT
208	FUSSENEGGER Michael	AUT
210	SCHWAB Johannes	AUT
207	FRICK Juergen	AUT

Due to volcanic eruption the start list is not definitive for the following nations  
BUL, POR  
The following nations don't participate with juniors: BLR, ISR, RUS, UKR

Note:

Gymnasts marked by an asterisk (\*\*\*) will perform two vaults

Legend:



START LIST

REVISED

JUNIORS TEAM COMPETITION AND QUALIFICATIONS FOR CII & CIII  
SUBDIVISION 5 OF 5 - ROTATION 1 OF 6

THU 22 APR 2010 - 20:00



Bib	Name	NOC Code
-----	------	----------



Bib	Name	NOC Code
-----	------	----------

346	PECAN Matic	SLO
348	MAURIC Primoz	SLO
350	RAUTER Tine	SLO
347	ZUNKO Zan	SLO
349	ALHADI Omar	SLO



Bib	Name	NOC Code
-----	------	----------



Bib	Name	NOC Code
-----	------	----------

351	MAROVIC Bozidar	SRB
355	DEJANOVIC Bojan	SRB
354	MRDENOVIC Nikola	SRB
352	ILIC Gavriilo	SRB
353	DORDEVIC Dusan	SRB



Bib	Name	NOC Code
-----	------	----------



Bib	Name	NOC Code
-----	------	----------

238	SOLEAS Christos	CYP
237	KRASIAS Michalis	CYP
240	PAPAEVRIPIDOU Xenios	CYP
236	KRASIAS Dimitris	CYP

278	KONSTANTINIDIS C.	GRE
277	CHATZIEFSTATHIOU G.	GRE
276	ILIOPOULOS Nikolaos	GRE
280	KOULIS M.	GRE
279	KONSTANTINIDIS K.	GRE

Due to volcanic eruption the start list is not definitive for the following nations  
BUL, POR  
The following nations don't participate with juniors: BLR, ISR, RUS, UKR

Note:

Gymnasts marked by an asterisk (\*\*\*) will perform two vaults

Legend:



START LIST

REVISED

JUNIORS TEAM COMPETITION AND QUALIFICATIONS FOR CII & CIII  
SUBDIVISION 5 OF 5 - ROTATION 2 OF 6

THU 22 APR 2010 - 20:17



Bib	Name	NOC Code
279	KONSTANTINIDIS K.	GRE
280	KOULIS M.	GRE
277	CHATZIEFSTATHIOU G.	GRE
278	KONSTANTINIDIS C.	GRE
276	ILIOPOULOS Nikolaos	GRE



Bib	Name	NOC Code
-----	------	----------



Bib	Name	NOC Code
346	PECAN Matic	SLO
349	ALHADI Omar	SLO
347	ZUNKO Zan	SLO
348	MAURIC Primoz	SLO
350	RAUTER Tine	SLO



Bib	Name	NOC Code
-----	------	----------



Bib	Name	NOC Code
352	ILIC Gavriilo	SRB
355	DEJANOVIC Bojan	SRB
354	MRDENOVIC Nikola	SRB
351	MAROVIC Bozidar	SRB
353	DORDEVIC Dusan	SRB



Bib	Name	NOC Code
239	LOUCAIDES Stefanos	CYP
237	KRASIAS Michalis	CYP
240	PAPAEVRIPIDOU Xenios	CYP
236	KRASIAS Dimitris	CYP

Due to volcanic eruption the start list is not definitive for the following nations  
BUL, POR  
The following nations don't participate with juniors: BLR, ISR, RUS, UKR

Note:

Gymnasts marked by an asterisk (\*\*\*) will perform two vaults

Legend:



START LIST

REVISED

JUNIORS TEAM COMPETITION AND QUALIFICATIONS FOR CII & CIII  
SUBDIVISION 5 OF 5 - ROTATION 3 OF 6

THU 22 APR 2010 - 20:34



Bib	Name	NOC Code
238	SOLEAS Christos	CYP
239	LOUCAIDES Stefanos	CYP
237	KRASIAS Michalis	CYP
240	PAPAEVRIPIDOU Xenios	CYP



Bib	Name	NOC Code
280	KOULIS M.	GRE
276	ILIOPOULOS Nikolaos	GRE
277	CHATZIEFSTATHIOU G.	GRE
278	KONSTANTINIDIS C.	GRE
279	KONSTANTINIDIS K.	GRE



Bib	Name	NOC Code
-----	------	----------



Bib	Name	NOC Code
349	ALHADI Omar	SLO
348	MAURIC Primoz	SLO
346	PECAN Matic	SLO
350	RAUTER Tine	SLO
347	ZUNKO Zan	SLO *



Bib	Name	NOC Code
-----	------	----------



Bib	Name	NOC Code
352	ILIC Gavriilo	SRB
355	DEJANOVIC Bojan	SRB
354	MRDENOVIC Nikola	SRB
353	DORDEVIC Dusan	SRB
351	MAROVIC Bozidar	SRB

Due to volcanic eruption the start list is not definitive for the following nations  
BUL, POR  
The following nations don't participate with juniors: BLR, ISR, RUS, UKR

Note:

Gymnasts marked by an asterisk (\*\*\*) will perform two vaults

Legend:



START LIST

REVISED

JUNIORS TEAM COMPETITION AND QUALIFICATIONS FOR CII & CIII  
SUBDIVISION 5 OF 5 - ROTATION 4 OF 6

THU 22 APR 2010 - 20:51



Bib	Name	NOC Code
353	DORDEVIC Dusan	SRB
352	ILIC Gavriilo	SRB
354	MRDENOVIC Nikola	SRB
355	DEJANOVIC Bojan	SRB
351	MAROVIC Bozidar	SRB



Bib	Name	NOC Code
239	LOUCAIDES Stefanos	CYP
238	SOLEAS Christos	CYP
240	PAPAEVRIPIDOU Xenios	CYP
237	KRASIAS Michalis	CYP



Bib	Name	NOC Code
277	CHATZIEFSTATHIOU G.	GRE
278	KONSTANTINIDIS C.	GRE
276	ILIOPOULOS Nikolaos	GRE
280	KOULIS M.	GRE
279	KONSTANTINIDIS K.	GRE



Bib	Name	NOC Code
-----	------	----------



Bib	Name	NOC Code
348	MAURIC Primoz	SLO
350	RAUTER Tine	SLO
349	ALHADI Omar	SLO
346	PECAN Matic	SLO
347	ZUNKO Zan	SLO



Bib	Name	NOC Code
-----	------	----------

Due to volcanic eruption the start list is not definitive for the following nations  
BUL, POR  
The following nations don't participate with juniors: BLR, ISR, RUS, UKR

Note:

Gymnasts marked by an asterisk (\*\*\*) will perform two vaults

Legend:



START LIST

REVISED

JUNIORS TEAM COMPETITION AND QUALIFICATIONS FOR CII & CIII  
SUBDIVISION 5 OF 5 - ROTATION 5 OF 6

THU 22 APR 2010 - 21:08



Bib	Name	NOC Code
-----	------	----------



Bib	Name	NOC Code
354	MRDENOVIC Nikola	SRB
351	MAROVIC Bozidar	SRB
353	DORDEVIC Dusan	SRB
355	DEJANOVIC Bojan	SRB
352	ILIC Gavriilo	SRB



Bib	Name	NOC Code
239	LOUCAIDES Stefanos	CYP
236	KRASIAS Dimitris	CYP
240	PAPAEVRIPIDOU Xenios	CYP
237	KRASIAS Michalis	CYP



Bib	Name	NOC Code
279	KONSTANTINIDIS K.	GRE
277	CHATZIEFSTATHIOU G.	GRE
276	ILIOPOULOS Nikolaos	GRE
280	KOULIS M.	GRE
278	KONSTANTINIDIS C.	GRE *



Bib	Name	NOC Code
-----	------	----------



Bib	Name	NOC Code
349	ALHADI Omar	SLO
346	PECAN Matic	SLO
347	ZUNKO Zan	SLO
350	RAUTER Tine	SLO
348	MAURIC Primoz	SLO

Due to volcanic eruption the start list is not definitive for the following nations  
BUL, POR  
The following nations don't participate with juniors: BLR, ISR, RUS, UKR

Note:

Gymnasts marked by an asterisk (\*\*\*) will perform two vaults

Legend:



START LIST

REVISED

JUNIORS TEAM COMPETITION AND QUALIFICATIONS FOR CII & CIII  
SUBDIVISION 5 OF 5 - ROTATION 6 OF 6

THU 22 APR 2010 - 21:25



Bib	Name	NOC Code
350	RAUTER Tine	SLO
349	ALHADI Omar	SLO
348	MAURIC Primoz	SLO
347	ZUNKO Zan	SLO
346	PECAN Matic	SLO



Bib	Name	NOC Code
-----	------	----------



Bib	Name	NOC Code
354	MRDENOVIC Nikola	SRB
351	MAROVIC Bozidar	SRB
353	DORDEVIC Dusan	SRB
355	DEJANOVIC Bojan	SRB
352	ILIC Gavriilo	SRB



Bib	Name	NOC Code
238	SOLEAS Christos	CYP
239	LOUCAIDES Stefanos	CYP
237	KRASIAS Michalis	CYP
240	PAPAEVRIPIDOU Xenios	CYP



Bib	Name	NOC Code
277	CHATZIEFSTATHIOU G.	GRE
278	KONSTANTINIDIS C.	GRE
280	KOULIS M.	GRE
276	ILIOPOULOS Nikolaos	GRE
279	KONSTANTINIDIS K.	GRE




Bib	Name	NOC Code
-----	------	----------

Due to volcanic eruption the start list is not definitive for the following nations  
BUL, POR  
The following nations don't participate with juniors: BLR, ISR, RUS, UKR

Note:

Gymnasts marked by an asterisk (\*\*\*) will perform two vaults

Legend:





JUDGES ASSIGNMENT  
JUNIORS TEAM COMPETITION AND QUALIFICATIONS FOR CII & CIII

REVISED

THU 22 APR 2010 - 10:00

Superior Jury

MARZOLLA Gianfranco  
APOLZAN Mircea Dumitru  
THINGVOLD Tom  
LAZZARICH Diego  
MACCHIA Alain  
TOMBS Andrew  
BERCZI Istvan  
WISCHNIA Jacob  
ALBRECHT Holger

UEG President  
UEG Member  
UEG Member  
UEG Floor Supervisor  
UEG Pommel Horse Supervisor  
UEG Rings Supervisor  
UEG Vault Supervisor  
UEG Parallel Bars Supervisor  
UEG Horizontal Bar Supervisor



Function	Name	NOC Code
D1	STRUPLER Andreas	SUI
D2	VUKOJA Mario	CRO
E1	SOSNIN Valerij	LTU
E2	RUPCIK Lubos	SVK
E3	CATEAN Eugen Dumitru	ROU
E4	BANOUSIS Athanasios	GRE
E5	HAMZA Istvan	HUN
E6	FURNELLE Jean Marie	BEL
Timer 1	TRAVERSO Fulvio	ITA
Line 1	WOOLLS Lee	GBR
Line 2	VAN OORT Robert	NED



Function	Name	NOC Code
D1	REIMERING Vincent	NED
D2	MAY James	GBR
E1	KELEMEN Zoltan	HUN
E2	BOVET Laurent	SUI
E3	KOUSIOU Andreas	CYP
E4	FETZER Joerg	GER
E5	PETERSEN Ralf	DEN
E6	KOCIAN Vilem	CZE



Function	Name	NOC Code
D1	SOUSA Alvaro	POR
D2	POP Augustin	ROU
E1	BREWER Ross	GBR
E2	JENSEN Borre	NOR
E3	SOLAR Nenad	CRO
E4	BRANDTOFT Erik	DEN
E5	METZ Helmut	GER
E6	BLANQUINO Jean François	FRA



Function	Name	NOC Code
D1	FEDARAU Andrey	BLR
D2	KODRIC Severin	SLO
E1	WILINSKI Mariusz	POL
E2	MILUTINOVIC Robert	SRB
E3	GONCALVES PIMENTA G.	POR
E4	DIAZ LOZA Roberto Javier	ESP
E5	SURPIKAS Viktoras	LTU
E6	ANGONAS Dimitrios	CYP
Line 1	DONOGHUE Denis	IRL



Function	Name	NOC Code
D1	TOTH Josef	AUT
D2	PROVIAS Nikolaos	GRE
E1	DE KOSTER René	NED
E2	HODZIC LEDERER Enes	SLO
E3	MURRAY Colm	IRL
E4	BAGUELIN Xavier	FRA
E5	DEJANOVIC Dejan	SRB
E6	JUCKER Kurt	SUI
Timer 1	WRONSKI Mariusz	POL



Function	Name	NOC Code
D1	MITCKEVICHS Arturs	LAT
D2	SKIRKANIC Rastislav	SVK
E1	INNOCENTI Giovanni	ITA
E2	URBANEK Jiri	CZE
E3	VAN BAELEN Stefan	BEL
E4	EGERMANN Dieter	AUT
E5	ROCHA Joao	POR
E6	BIRZU Dragos	ROU

Legend:

**Dx** Panel Difficulty judges

**Ex** Panel Execution judges



Floor



Pommel Horse



Rings



Vault









Parallel Bars



Horizontal Bar







TEAM RESULTS  
JUNIORS TEAM COMPETITION AND QUALIFICATIONS FOR CII & CIII

THU 22 APR 2010 - 10:00

Rank	NOC							Total
1	GBR - Great Britain	42.675 (1)	42.100 (1)	41.850 (1)	<u>45.525</u> (3)	41.625 (1)	40.425 (2)	<b>254.200</b>
2	SUI - Switzerland	<u>41.250</u> (4)	39.200 (3)	40.250 (4)	45.675 (1)	41.450 (2)	40.700 (1)	<b>248.525</b>
3	FRA - France	<u>41.125</u> (5)	38.225 (4)	41.025 (3)	45.500 (4)	41.000 (4)	38.500 (8)	<b>245.375</b>
4	ROU - Romania	<u>42.150</u> (2)	37.575 (5)	40.025 (5)	45.350 (6)	39.975 (7)	39.425 (3)	<b>244.500</b>
5	GER - Germany	<u>40.900</u> (6)	39.500 (2)	39.225 (6)	44.375 (9)	41.050 (3)	39.300 (4)	<b>244.350</b>
6	BEL - Belgium	<u>41.900</u> (3)	37.275 (7)	39.175 (7)	45.675 (1)	39.775 (8)	38.850 (7)	<b>242.650</b>
7	ESP - Spain	<u>40.525</u> (8)	34.825 (14)	41.150 (2)	45.375 (5)	40.425 (5)	39.300 (4)	<b>241.600</b>
8	ITA - Italy	<u>40.775</u> (7)	37.500 (6)	39.150 (8)	45.225 (7)	39.425 (10)	38.975 (6)	<b>241.050</b>
9	NED - Netherlands	<u>39.625</u> (13)	36.150 (8)	38.475 (9)	44.275 (10)	39.050 (11)	37.700 (11)	<b>235.275</b>
10	HUN - Hungary	<u>40.350</u> (9)	35.875 (9)	37.275 (11)	43.075 (14)	39.725 (9)	37.950 (9)	<b>234.250</b>
11	GRE - Greece	40.100 (10)	35.300 (11)	38.425 (10)	43.400 (12)	40.225 (6)	<u>35.375</u> (16)	<b>232.825</b>
12	NOR - Norway	<u>39.800</u> (12)	35.250 (12)	36.925 (12)	44.450 (8)	38.700 (13)	35.800 (14)	<b>230.925</b>
13	CYP - Cyprus	38.650 (18)	33.000 (17)	35.225 (13)	42.875 (15)	<u>38.975</u> (12)	37.800 (10)	<b>226.525</b>
14	TUR - Turkey	37.850 (20)	34.475 (15)	35.225 (13)	<u>43.200</u> (13)	38.350 (14)	35.050 (17)	<b>224.150</b>
15	AUT - Austria	<u>39.825</u> (11)	33.675 (16)	34.250 (15)	42.075 (18)	38.200 (15)	35.900 (13)	<b>223.925</b>
16	SVK - Slovakia	<u>39.000</u> (15)	35.075 (13)	34.000 (16)	42.125 (17)	38.075 (16)	34.200 (19)	<b>222.475</b>
17	FIN - Finland	<u>38.700</u> (17)	27.450 (23)	33.825 (18)	44.275 (10)	38.000 (17)	36.150 (12)	<b>218.400</b>
18	SLO - Slovenia	38.975 (16)	<u>31.575</u> (19)	33.800 (19)	42.550 (16)	37.925 (18)	32.850 (21)	<b>217.675</b>
19	CZE - Czech Republic	<u>36.800</u> (23)	31.075 (20)	33.575 (20)	40.225 (21)	37.600 (19)	35.800 (14)	<b>215.075</b>
20	CRO - Croatia	<u>39.200</u> (14)	35.400 (10)	26.325 (23)	39.650 (22)	37.525 (20)	34.250 (18)	<b>212.350</b>
21	DEN - Denmark	<u>38.200</u> (19)	29.950 (21)	33.025 (21)	40.825 (20)	37.125 (21)	32.950 (20)	<b>212.075</b>
22	IRL - Ireland	<u>37.225</u> (22)	29.825 (22)	33.975 (17)	38.925 (23)	35.300 (23)	31.950 (22)	<b>207.200</b>
23	SRB - Serbia	37.425 (21)	32.250 (18)	29.175 (22)	<u>40.850</u> (19)	36.875 (22)	30.275 (23)	<b>206.850</b>







Note:  
Underlined

Legend:  
Q Qualified for Team Final

 Floor   
  Pommel Horse   
  Rings   
  Vault   
  Parallel Bars   
  Horizontal Bar







TEAM DETAILED RESULTS  
JUNIORS TEAM COMPETITION AND QUALIFICATIONS FOR CII & CIII

THU 22 APR 2010 - 20:00

Rank	Bib	NOC Name							Total	Ind. Ran
<b>1 GBR - Great Britain</b>										
266	OLDHAM Sam	14.450	13.700	13.700	15.100	13.525	13.725	84.200	(1)	
267	BECKFORD Reiss	14.075	13.050	14.275	14.850	13.925	13.625	83.800	(3)	
268	WHITLOCK Max	14.150	14.650	13.875	15.100	13.775	12.600	84.150	(2)	
269	BAINES Frank	13.750	13.750	13.150	14.650	13.925	12.950	82.175	(6)	
270	MACKENZIE Cameron	13.500	12.775	13.050	15.325	13.775	13.075	81.500	(10)	
<b>Total</b>			42.675 (1)	42.100 (1)	41.850 (1)	<u>45.525</u> (3)	41.625 (1)	40.425 (2)	<b>254.200</b>	
<b>2 SUI - Switzerland</b>										
356	RIZZO Marco	13.825	12.125	13.300	14.850	13.275	13.000	80.375	(16)	
357	YUSOF Eddy	13.675	12.975	13.450	14.625	13.775	12.475	80.975	(13)	
358	MEIER Michael	13.675	12.650	12.500	15.400	13.625	13.200	81.050	(12)	
359	HEGI Oliver	11.775	13.575	11.900	11.900	14.000	13.875	77.025	(33)	
360	BRAEGGER Pablo	13.750	11.325	13.500	15.425	13.675	13.625	81.300	(11)	
<b>Total</b>			<u>41.250</u> (4)	39.200 (3)	40.250 (4)	45.675 (1)	41.450 (2)	40.700 (1)	<b>248.525</b>	
<b>3 FRA - France</b>										
261	ZONA Jim	13.625	12.625	13.450	15.125	14.025	13.425	82.275	(5)	
262	VANACKER Mathieu	13.725	12.575	12.700	15.325	13.700	12.950	80.975	(14)	
263	PROST Brandon	13.500	13.025	12.450	15.050	13.275	12.125	79.425	(24)	
264	PHILIPPE Mathias	13.775	5.875	13.325	14.650	13.200	11.150	71.975	(65)	
265	MICHOLET Stephen	13.050	9.150	14.250	14.500	12.500		63.450	(100)	
<b>Total</b>			<u>41.125</u> (5)	38.225 (4)	41.025 (3)	45.500 (4)	41.000 (4)	38.500 (8)	<b>245.375</b>	
<b>4 ROU - Romania</b>										
336	MUNTEAN A.	13.950	12.900	13.900	15.425	14.175	13.400	83.750	(4)	
337	RADEANU D.	13.150	11.950	12.750	15.050	12.575	13.175	78.650	(26)	
338	GROZA Andrei Ioan	14.125		12.775	14.875	10.900	11.375	64.050	(96)	
339	NISTOR I.		12.000	13.350	0.000	13.225	11.950	50.525	(109)	
340	KOTRONG A.	14.075	12.675		14.750		12.850	54.350	(107)	
<b>Total</b>			<u>42.150</u> (2)	37.575 (5)	40.025 (5)	45.350 (6)	39.975 (7)	39.425 (3)	<b>244.500</b>	
<b>5 GER - Germany</b>										
271	KEIL C.	13.175	12.725	1.825	14.775	13.825	12.875	69.200	(81)	
272	HERDER Philipp	13.700	12.075	12.075	14.600	12.875	13.175	78.500	(27)	
273	JURSCH Christopher	13.375	13.425	13.275	15.000	13.675	13.250	82.000	(8)	
274	RITTSCHIK Ivan	13.825	12.350	13.250	0.000	12.125	11.600	63.150	(101)	
275	WEINERT Daniel	13.275	13.350	12.700	14.500	13.550	12.775	80.150	(18)	
<b>Total</b>			<u>40.900</u> (6)	39.500 (2)	39.225 (6)	44.375 (9)	41.050 (3)	39.300 (4)	<b>244.350</b>	







TEAM DETAILED RESULTS  
JUNIORS TEAM COMPETITION AND QUALIFICATIONS FOR CII & CIII

THU 22 APR 2010 - 20:00

Rank	Bib	NOC Name							Total	Ind. Ran
<b>6 BEL - Belgium</b>										
	216	KENIS Daan	13.800	12.500	12.800	14.625	13.125	12.850	79.700	(22)
	217	NEUTELEERS Thomas	13.850	11.150	13.600	15.200	13.500	12.775	80.075	(19)
	218	THYS Tomas	13.800	11.575	12.775	15.525	12.800	11.650	78.125	(29)
	219	VERBAEYS Jimmy	12.800	13.100	9.925	14.675	13.150	13.225	76.875	(35)
	220	SIEMON Volkaert	14.250	11.675		14.950	11.725		52.600	(108)
		<b>Total</b>	<u>41.900</u> (3)	37.275 (7)	39.175 (7)	45.675 (1)	39.775 (8)	38.850 (7)	<b>242.650</b>	
<b>7 ESP - Spain</b>										
	251	GONZALEZ Fabian	14.050	11.275	12.700	15.550	12.150	13.875	79.600	(23)
	252	ABAD Nestor	13.350	12.075	14.000	15.600	13.700	13.400	82.125	(7)
	253	PEREZ MARCHANT J.	13.125		13.200	14.225	11.600	11.725	63.875	(99)
	254	ALONSO CALVO Adria	13.000	11.475	10.150	13.450	13.250	10.250	71.575	(67)
	255	TALLON FERNANDEZ A.		7.175	13.950		13.475	12.025	46.625	(111)
		<b>Total</b>	<u>40.525</u> (8)	34.825 (14)	41.150 (2)	45.375 (5)	40.425 (5)	39.300 (4)	<b>241.600</b>	
<b>8 ITA - Italy</b>										
	301	EDALLI Ludovico	13.475	12.600	13.275	14.625	13.325	13.125	80.425	(15)
	302	DE VECCHIS Tommaso	13.575	12.650	12.700	14.200	13.150	12.675	78.950	(25)
	303	POLINI Giancarlo			12.500		12.825	13.175	38.500	(115)
	304	LODADIO Marco	13.300	11.925	13.175	15.950			54.350	(106)
	305	VINCENZI Aramis	13.725	12.250		14.650	12.950	11.875	65.450	(92)
		<b>Total</b>	<u>40.775</u> (7)	37.500 (6)	39.150 (8)	45.225 (7)	39.425 (10)	38.975 (6)	<b>241.050</b>	
<b>9 NED - Netherlands</b>										
	316	BLETTERMAN Michel	13.325	12.875	13.225	14.375	13.475	12.525	79.800	(20)
	317	SMINK Glenn	13.075	12.075	12.225	15.450	12.850	12.475	78.150	(28)
	318	KOSZTKA Karl	13.225	11.200	12.625	14.450	11.675	12.475	75.650	(43)
	319	ZUIDEMA Justen	12.675	10.675	12.625	13.550	12.725	11.650	73.900	(53)
	320	LOVDAHL Conor	12.750	10.700	12.100	14.375	12.350	12.700	74.975	(46)
		<b>Total</b>	<u>39.625</u> (13)	36.150 (8)	38.475 (9)	44.275 (10)	39.050 (11)	37.700 (11)	<b>235.275</b>	
<b>10 HUN - Hungary</b>										
	281	MAKRA Laszlo	13.175	10.250	11.450	12.725	12.625	12.450	72.675	(57)
	282	VAGNER Levente	13.350	12.850	13.425	14.150	13.100	12.925	79.800	(21)
	283	TOTH Levente	13.450	10.850	11.750	14.400	13.050	12.575	76.075	(40)
	284	SELMECZI Bank	12.700	10.425	12.100	13.750	12.925	10.525	72.425	(62)
	285	BABOS Adam	13.550	12.175	11.150	14.525	13.575	10.825	75.800	(42)
		<b>Total</b>	<u>40.350</u> (9)	35.875 (9)	37.275 (11)	43.075 (14)	39.725 (9)	37.950 (9)	<b>234.250</b>	







TEAM DETAILED RESULTS  
JUNIORS TEAM COMPETITION AND QUALIFICATIONS FOR CII & CIII

THU 22 APR 2010 - 20:00

Rank	Bib	NOC Name							Total	Ind. Ran
<b>11 GRE - Greece</b>										
	276	ILIOPOULOS Nikolaos	13.575	11.400	12.100	14.325	13.225	11.500	76.125	(39)
	277	CHATZIEFSTATHIOU G.	13.350	12.825	11.300	14.400	13.675	12.475	78.025	(30)
	278	KONSTANTINIDIS C.	12.825	11.075	13.050	14.675	12.575	10.650	74.850	(49)
	279	KONSTANTINIDIS K.	13.175		13.275	14.250			40.700	(112)
	280	KOULIS M.	12.650	10.050	12.025	13.700	13.325	11.400	73.150	(54)
		<b>Total</b>	40.100 (10)	35.300 (11)	38.425 (10)	43.400 (12)	40.225 (6)	35.375 (16)	<b>232.825</b>	
<b>12 NOR - Norway</b>										
	321	SKJERAHAUG Stian	13.300	12.975	12.250	14.550	12.450	12.075	77.600	(32)
	322	ANDREASSEN Haakon	13.125	11.325	12.125	15.400	13.125	11.175	76.275	(36)
	323	ANDERSEN K.	13.375	9.875	5.600	14.500	12.600	10.525	66.475	(90)
	324	ULVEN Peder	12.650	8.800	11.350	13.825	12.975	11.875	71.475	(69)
	325	PLANKE Lars Joyce	13.025	10.950	12.550	13.700	12.350	11.850	74.425	(51)
		<b>Total</b>	39.800 (12)	35.250 (12)	36.925 (12)	44.450 (8)	38.700 (13)	35.800 (14)	<b>230.925</b>	
<b>13 CYP - Cyprus</b>										
	236	KRASIAS Dimitris			13.175		13.700	13.450	40.325	(113)
	237	KRASIAS Michalis	13.175	11.750	11.600	14.325	12.325	12.050	75.225	(44)
	238	SOLEAS Christos	12.875	9.300		14.450	12.800		49.425	(110)
	239	LOUCAIDES Stefanos	12.600	10.300	10.275	12.450		11.350	56.975	(104)
	240	PAPAEVRIPIDOU Xenios	12.325	10.950	10.450	14.100	12.475	12.300	72.600	(59)
		<b>Total</b>	38.650 (18)	33.000 (17)	35.225 (13)	42.875 (15)	38.975 (12)	37.800 (10)	<b>226.525</b>	
<b>14 TUR - Turkey</b>										
	366	ARICAN Ferhat	12.850	10.750	12.400	15.425	13.750	10.625	75.800	(41)
	367	ARABACIOGLU Emre	12.400	7.625	8.900	13.450	10.925	11.700	65.000	(94)
	368	ONDER Ahmet	12.550	12.450	8.475	13.025	11.650	11.700	69.850	(78)
	369	COLAK Ibrahim	12.450	11.275	12.325	14.050	12.950	11.650	74.700	(50)
	370	AKDOGAN Semih	12.350	5.625	10.500	13.725	10.875	3.600	56.675	(105)
		<b>Total</b>	37.850 (20)	34.475 (15)	35.225 (13)	43.200 (13)	38.350 (14)	35.050 (17)	<b>224.150</b>	
<b>15 AUT - Austria</b>										
	206	BAUER Alwin	12.250	10.200	11.050	13.650	12.800	11.475	71.425	(72)
	207	FRICK Juergen	13.650	10.000	11.825	14.125	12.525	10.075	72.200	(63)
	208	FUSSENEGGER Michael	13.300	10.950	10.875	14.300	12.875	12.075	74.375	(52)
	209	KRANZLMUELLER S.	12.650	11.675	11.375	13.525	12.325	11.575	73.125	(55)
	210	SCHWAB Johannes	12.875	11.050	9.925	13.475	12.250	12.250	71.825	(66)
		<b>Total</b>	39.825 (11)	33.675 (16)	34.250 (15)	42.075 (18)	38.200 (15)	35.900 (13)	<b>223.925</b>	







TEAM DETAILED RESULTS  
JUNIORS TEAM COMPETITION AND QUALIFICATIONS FOR CII & CIII

THU 22 APR 2010 - 20:00

Rank	Bib	NOC Name							Total	Ind. Ran
<b>16 SVK - Slovakia</b>										
	361	MICHNAK Slavomir	13.300	12.225	11.425	13.725	12.850	12.650	76.175	(38)
	362	ARGALAS Martin	12.900	11.175	10.775	13.775	12.725	10.800	72.150	(64)
	363	VARGOVSKY Ivan	12.725	11.675	11.800	14.625	11.525	9.100	71.450	(70)
	364	KISS Michal	12.800	10.775	9.850	13.025	12.500	10.750	69.700	(80)
	365	MARCAK Eduard	12.700			13.550			26.250	(121)
		<b>Total</b>	<b>39.000</b> (15)	<b>35.075</b> (13)	<b>34.000</b> (16)	<b>42.125</b> (17)	<b>38.075</b> (16)	<b>34.200</b> (19)	<b>222.475</b>	
<b>17 FIN - Finland</b>										
	256	NIVA Heikki	12.825	12.075	11.175	14.675	13.050	12.450	76.250	(37)
	257	HOLOPAINEN Kasper	12.675	3.525	10.500	14.350	12.200	11.800	65.050	(93)
	258	PAIVANEN Jimi	12.350	5.325	11.550	13.775	11.850	11.900	66.750	(89)
	259	LAULUMAA Petrus	13.125	10.050	11.100	15.050	12.750		62.075	(102)
	260	SAARENKETO Heikki	12.750			14.550			27.300	(119)
		<b>Total</b>	<b>38.700</b> (17)	<b>27.450</b> (23)	<b>33.825</b> (18)	<b>44.275</b> (10)	<b>38.000</b> (17)	<b>36.150</b> (12)	<b>218.400</b>	
<b>18 SLO - Slovenia</b>										
	346	PECAN Matic	13.225	9.400	11.625	13.675	12.725	11.800	72.450	(61)
	347	ZUNKO Zan	13.025	10.425	10.775	14.450	12.775	11.375	72.825	(56)
	348	MAURIC Primoz	12.525	10.425	10.125	13.550	12.125	9.675	68.425	(85)
	349	ALHADI Omar	12.150	8.075	11.325	12.500	12.325	7.600	63.975	(97)
	350	RAUTER Tine	12.725	10.725	10.850	14.425	12.425	9.275	70.425	(76)
		<b>Total</b>	<b>38.975</b> (16)	<b>31.575</b> (19)	<b>33.800</b> (19)	<b>42.550</b> (16)	<b>37.925</b> (18)	<b>32.850</b> (21)	<b>217.675</b>	
<b>19 CZE - Czech Republic</b>										
	241	RADOVESNICKY Daniel	11.775	9.850	10.975	13.325	12.850	11.900	70.675	(74)
	242	PECKA Stepan	12.050	9.600	12.375	13.400	11.675	12.450	71.550	(68)
	243	KARDOS David	12.550	10.275	5.575	13.500	12.475	11.450	65.825	(91)
	244	PAZDERA Martin	12.200	10.950	10.225	11.225	12.275	10.800	67.675	(88)
		<b>Total</b>	<b>36.800</b> (23)	<b>31.075</b> (20)	<b>33.575</b> (20)	<b>40.225</b> (21)	<b>37.600</b> (19)	<b>35.800</b> (14)	<b>215.075</b>	
<b>20 CRO - Croatia</b>										
	231	BOROSA Filip	13.250	12.375	11.375	13.900	12.550	11.450	74.900	(47)
	232	KOVACEVIC Anton	12.775	10.725	10.300	11.625	13.125	11.975	70.525	(75)
	233	KUSAN Leonardo		11.075	4.650		11.850	10.825	38.400	(116)
	234	PRPIC Renato		11.950					11.950	(124)
	235	KOROSTELJEV Andrej	13.175			14.125			27.300	(120)
		<b>Total</b>	<b>39.200</b> (14)	<b>35.400</b> (10)	<b>26.325</b> (23)	<b>39.650</b> (22)	<b>37.525</b> (20)	<b>34.250</b> (18)	<b>212.350</b>	

TEAM DETAILED RESULTS  
JUNIORS TEAM COMPETITION AND QUALIFICATIONS FOR CII & CIII

THU 22 APR 2010 - 20:00

Rank	Bib	NOC Name							Total	Ind. Ran
<b>21 DEN - Denmark</b>										
	246	FRANSEN Marcus	12.675	9.100	10.850	13.500	12.150	10.500	68.775	(83)
	247	WAGNER James			10.625	12.500	12.225		35.350	(117)
	248	JOHANSEN Mathias	12.600	9.275	10.000	13.750	12.425	10.625	68.675	(84)
	249	RYDBERG Kasper	12.925	10.200	11.550	13.575	12.475	11.825	72.550	(60)
	250	RIDDER Lukas	12.475	10.475	10.125	13.475	12.200	9.350	68.100	(87)
		<b>Total</b>	<u>38.200</u> (19)	29.950 (21)	33.025 (21)	40.825 (20)	37.125 (21)	32.950 (20)	<b>212.075</b>	
<b>22 IRL - Ireland</b>										
	286	O'CONNOR Christopher	12.800	10.375	12.375	13.650	12.400	11.025	72.625	(58)
	287	FOX Daniel	12.250	11.000	11.800	12.150	12.025	10.700	69.925	(77)
	288	DALTON Adam	12.175			13.125			25.300	(122)
	289	O'CONNOR Matthew		8.450	9.800		10.875	10.225	39.350	(114)
		<b>Total</b>	<u>37.225</u> (22)	29.825 (22)	33.975 (17)	38.925 (23)	35.300 (23)	31.950 (22)	<b>207.200</b>	
<b>23 SRB - Serbia</b>										
	351	MAROVIC Bozidar				13.150	12.600	5.075	30.825	(118)
	352	ILIC Gavrilo	11.000	11.025	6.350	13.775	12.200	9.600	63.950	(98)
	353	DORDEVIC Dusan	12.625	11.200	10.475	13.450	11.100	9.950	68.800	(82)
	354	MRDENOVIC Nikola	12.275	4.375	9.375	13.450	10.700	9.800	59.975	(103)
	355	DEJANOVIC Bojan	12.525	10.025	9.325	13.625	12.075	10.525	68.100	(86)
		<b>Total</b>	37.425 (21)	32.250 (18)	29.175 (22)	<u>40.850</u> (19)	36.875 (22)	30.275 (23)	<b>206.850</b>	

**Note:**  
Underlined totals indicate starting apparatus.  
*Italics* indicate the low (non-counting) score.

**Legend:**  
Ind. Individual      Q Qualified for Team Final

 Floor       Pommel Horse       Rings       Vault       Parallel Bars       Horizontal Bar

**RESULTS**

**JUNIORS TEAM COMPETITION AND QUALIFICATIONS FOR CII & CIII**

THU 22 APR 2010 - 10:00







Rank	Bib	Name	NOC Code							Total
1	266	OLDHAM Sam	GBR	14.450	13.700	13.700	<u>15.100</u>	13.525	13.725	84.200 Q
2	268	WHITLOCK Max	GBR	14.150	14.650	13.875	<u>15.100</u>	13.775	12.600	84.150 Q
3	267	BECKFORD Reiss	GBR	14.075	13.050	14.275	<u>14.850</u>	13.925	13.625	83.800
4	336	MUNTEAN A.	ROU	13.950	12.900	13.900	15.425	<u>14.175</u>	13.400	83.750 Q
5	261	ZONA Jim	FRA	13.625	12.625	13.450	15.125	14.025	<u>13.425</u>	82.275 Q
6	269	BAINES Frank	GBR	13.750	13.750	13.150	<u>14.650</u>	13.925	12.950	82.175
7	252	ABAD Nestor	ESP	13.350	<u>12.075</u>	14.000	15.600	13.700	13.400	82.125 Q
8	273	JURSCH Christopher	GER	13.375	13.425	13.275	15.000	<u>13.675</u>	13.250	82.000 Q
9	201	DAVYAN Artur	ARM	13.200	<u>13.150</u>	13.975	15.550	13.250	12.550	81.675 Q
10	270	MACKENZIE Cameron	GBR	13.500	12.775	13.050	<u>15.325</u>	13.775	13.075	81.500
11	360	BRAEGGER Pablo	SUI	13.750	11.325	13.500	15.425	13.675	13.625	81.300 Q
12	358	MEIER Michael	SUI	13.675	12.650	12.500	15.400	13.625	13.200	81.050 Q
13	357	YUSOF Eddy	SUI	13.675	12.975	13.450	14.625	13.775	12.475	80.975
14	262	VANACKER Mathieu	FRA	13.725	12.575	12.700	15.325	13.700	<u>12.950</u>	80.975 Q
15	301	EDALLI Ludovico	ITA	13.475	12.600	13.275	14.625	13.325	<u>13.125</u>	80.425 Q
16	356	RIZZO Marco	SUI	13.825	12.125	13.300	14.850	13.275	13.000	80.375
17	202	VARDANYAN Vahan	ARM	13.350	<u>12.925</u>	13.675	14.350	12.925	13.050	80.275 Q
18	275	WEINERT Daniel	GER	13.275	13.350	12.700	14.500	<u>13.550</u>	12.775	80.150 Q
19	217	NEUTELEERS Thomas	BEL	13.850	11.150	13.600	<u>15.200</u>	13.500	12.775	80.075 Q
20	316	BLETTERMAN Michel	NED	13.325	<u>12.875</u>	13.225	14.375	13.475	12.525	79.800 Q
21	282	VAGNER Levente	HUN	<u>13.350</u>	12.850	13.425	14.150	13.100	12.925	79.800 Q
22	216	KENIS Daan	BEL	13.800	12.500	12.800	<u>14.625</u>	13.125	12.850	79.700 Q
23	251	GONZALEZ Fabian	ESP	14.050	<u>11.275</u>	12.700	15.550	12.150	13.875	79.600 Q
24	263	PROST Brandon	FRA	13.500	13.025	12.450	15.050	13.275	<u>12.125</u>	79.425
25	302	DE VECCHIS Tommaso	ITA	13.575	12.650	12.700	14.200	13.150	<u>12.675</u>	78.950 Q
26	337	RADEANU D.	ROU	13.150	11.950	12.750	15.050	<u>12.575</u>	13.175	78.650 Q
27	272	HERDER Philipp	GER	13.700	12.075	12.075	14.600	<u>12.875</u>	13.175	78.500
28	317	SMINK Glenn	NED	13.075	<u>12.075</u>	12.225	15.450	12.850	12.475	78.150 Q
29	218	THYS Tomas	BEL	13.800	11.575	12.775	<u>15.525</u>	12.800	11.650	78.125
30	277	CHATZIEFSTATHIOU G.	GRE	13.350	12.825	11.300	14.400	13.675	<u>12.475</u>	78.025 Q
31	332	MARTINS Ricardo	POR	12.675	<u>12.125</u>	12.675	14.400	13.300	12.625	77.800 Q
32	321	SKJERAHAUG Stian	NOR	13.300	12.975	<u>12.250</u>	14.550	12.450	12.075	77.600 Q
33	359	HEGI Oliver	SUI	11.775	13.575	11.900	11.900	14.000	13.875	77.025
34	326	BORKOWSKI Lukasz	POL	13.025	11.850	<u>12.725</u>	14.650	11.900	12.825	76.975 R
35	219	VERBAEYS Jimmy	BEL	12.800	13.100	9.925	<u>14.675</u>	13.150	13.225	76.875
36	322	ANDREASSEN Haakon	NOR	13.125	11.325	<u>12.125</u>	15.400	13.125	11.175	76.275 R
37	256	NIVA Heikki	FIN	<u>12.825</u>	12.075	11.175	14.675	13.050	12.450	76.250 R
38	361	MICHNAK Slavomir	SVK	13.300	12.225	11.425	13.725	<u>12.850</u>	12.650	76.175 R
39	276	ILIOPOULOS Nikolaos	GRE	13.575	11.400	12.100	14.325	13.225	<u>11.500</u>	76.125
40	283	TOTH Levente	HUN	<u>13.450</u>	10.850	11.750	14.400	13.050	12.575	76.075
41	366	ARICAN Ferhat	TUR	12.850	10.750	12.400	<u>15.425</u>	13.750	10.625	75.800
42	285	BABOS Adam	HUN	<u>13.550</u>	12.175	11.150	14.525	13.575	10.825	75.800
43	318	KOSZTKA Karl	NED	13.225	<u>11.200</u>	12.625	14.450	11.675	12.475	75.650
44	237	KRASIAS Michalis	CYP	13.175	11.750	11.600	14.325	<u>12.325</u>	12.050	75.225
45	306	TVOROGAL Robert	LTU	12.025	<u>11.150</u>	11.650	14.250	12.575	13.500	75.150
46	320	LOVDAHL Conor	NED	12.750	<u>10.700</u>	12.100	14.375	12.350	12.700	74.975
47	231	BOROSA Filip	CRO	13.250	12.375	11.375	13.900	<u>12.550</u>	11.450	74.900
48	331	FRAGOSO Francisco	POR	12.925	<u>10.525</u>	12.900	14.625	12.125	11.775	74.875



RESULTS







JUNIORS TEAM COMPETITION AND QUALIFICATIONS FOR CII & CIII

THU 22 APR 2010 - 10:00

Rank	Bib	Name	NOC Code							Total
49	278	KONSTANTINIDIS C.	GRE	12.825	11.075	13.050	14.675	12.575	<u>10.650</u>	74.850
50	369	COLAK Ibrahim	TUR	12.450	11.275	12.325	<u>14.050</u>	12.950	11.650	74.700
51	325	PLANKE Lars Joyce	NOR	13.025	10.950	<u>12.550</u>	13.700	12.350	11.850	74.425
52	208	FUSSENEGGER Michael	AUT	13.300	10.950	10.875	14.300	12.875	12.075	74.375
53	319	ZUIDEMA Justen	NED	12.675	<u>10.675</u>	12.625	13.550	12.725	11.650	73.900
54	280	KOULIS M.	GRE	12.650	10.050	12.025	13.700	13.325	<u>11.400</u>	73.150
55	209	KRANZLMUELLER S.	AUT	12.650	11.675	11.375	13.525	12.325	11.575	73.125
56	347	ZUNKO Zan	SLO	13.025	<u>10.425</u>	10.775	14.450	12.775	11.375	72.825
57	281	MAKRA Laszlo	HUN	<u>13.175</u>	10.250	11.450	12.725	12.625	12.450	72.675
58	286	O'CONNOR Christopher	IRL	<u>12.800</u>	10.375	12.375	13.650	12.400	11.025	72.625
59	240	PAPAEVRIPIDOU Xenios	CYP	12.325	10.950	10.450	14.100	<u>12.475</u>	12.300	72.600
60	249	RYDBERG Kasper	DEN	12.925	10.200	11.550	13.575	12.475	<u>11.825</u>	72.550
61	346	PECAN Matic	SLO	13.225	<u>9.400</u>	11.625	13.675	12.725	11.800	72.450
62	284	SELMECZI Bank	HUN	<u>12.700</u>	10.425	12.100	13.750	12.925	10.525	72.425
63	207	FRICK Juergen	AUT	13.650	10.000	11.825	14.125	12.525	10.075	72.200
64	362	ARGALAS Martin	SVK	12.900	11.175	10.775	13.775	<u>12.725</u>	10.800	72.150
65	264	PHILIPPE Mathias	FRA	13.775	5.875	13.325	14.650	13.200	<u>11.150</u>	71.975
66	210	SCHWAB Johannes	AUT	12.875	11.050	9.925	13.475	12.250	12.250	71.825
67	254	ALONSO CALVO Adria	ESP	13.000	<u>11.475</u>	10.150	13.450	13.250	10.250	71.575
68	242	PECKA Stepan	CZE	12.050	9.600	12.375	13.400	11.675	<u>12.450</u>	71.550
69	324	ULVEN Peder	NOR	12.650	8.800	<u>11.350</u>	13.825	12.975	11.875	71.475
70	363	VARGOVSKY Ivan	SVK	12.725	11.675	11.800	14.625	<u>11.525</u>	9.100	71.450
71	307	KUZMICKAS Tomas	LTU	13.250	<u>10.425</u>	11.250	13.200	12.950	10.375	71.450
72	206	BAUER Alwin	AUT	12.250	10.200	11.050	13.650	12.800	11.475	71.425
73	311	CROVETTO Kevin	MON	11.875	8.250	11.750	<u>14.500</u>	12.350	12.225	70.950
74	241	RADOVESNICKY Daniel	CZE	11.775	9.850	10.975	13.325	12.850	<u>11.900</u>	70.675
75	232	KOVACEVIC Anton	CRO	12.775	10.725	10.300	11.625	<u>13.125</u>	11.975	70.525
76	350	RAUTER Tine	SLO	12.725	<u>10.725</u>	10.850	14.425	12.425	9.275	70.425
77	287	FOX Daniel	IRL	<u>12.250</u>	11.000	11.800	12.150	12.025	10.700	69.925
78	368	ONDER Ahmet	TUR	12.550	12.450	8.475	<u>13.025</u>	11.650	11.700	69.850
79	291	GUNNARSSON Jon	ISL	11.900	10.875	10.900	13.550	<u>12.800</u>	9.800	69.825
80	364	KISS Michal	SVK	12.800	10.775	9.850	13.025	<u>12.500</u>	10.750	69.700
81	271	KEIL C.	GER	13.175	12.725	1.825	14.775	<u>13.825</u>	12.875	69.200
82	353	DORDEVIC Dusan	SRB	12.625	11.200	10.475	<u>13.450</u>	11.100	9.950	68.800
83	246	FRANSEN Marcus	DEN	12.675	9.100	10.850	13.500	12.150	<u>10.500</u>	68.775
84	248	JOHANSEN Mathias	DEN	12.600	9.275	10.000	13.750	12.425	<u>10.625</u>	68.675
85	348	MAURIC Primoz	SLO	12.525	<u>10.425</u>	10.125	13.550	12.125	9.675	68.425
86	355	DEJANOVIC Bojan	SRB	12.525	10.025	9.325	<u>13.625</u>	12.075	10.525	68.100
87	250	RIDDER Lukas	DEN	12.475	10.475	10.125	13.475	12.200	<u>9.350</u>	68.100
88	244	PAZDERA Martin	CZE	12.200	10.950	10.225	11.225	12.275	<u>10.800</u>	67.675
89	258	PAIVANEN Jimi	FIN	<u>12.350</u>	5.325	11.550	13.775	11.850	11.900	66.750
90	323	ANDERSEN K.	NOR	13.375	9.875	<u>5.600</u>	14.500	12.600	10.525	66.475
91	243	KARDOS David	CZE	12.550	10.275	5.575	13.500	12.475	<u>11.450</u>	65.825
92	305	VINCENZI Aramis	ITA	13.725	12.250		14.650	12.950	<u>11.875</u>	65.450
93	257	HOLOPAINEN Kasper	FIN	<u>12.675</u>	3.525	10.500	14.350	12.200	11.800	65.050
94	367	ARABACIOGLU Emre	TUR	12.400	7.625	8.900	<u>13.450</u>	10.925	11.700	65.000
95	211	AGHADADAYEV Elvin	AZE	11.800	9.400	9.875	12.750	10.950	<u>10.200</u>	64.975
96	338	GROZA Andrei Ioan	ROU	14.125		12.775	14.875	<u>10.900</u>	11.375	64.050

RESULTS  
JUNIORS TEAM COMPETITION AND QUALIFICATIONS FOR CII & CIII

THU 22 APR 2010 - 10:00

Rank	Bib	Name	NOC Code							Total
97	349	ALHADI Omar	SLO	12.150	<u>8.075</u>	11.325	12.500	12.325	7.600	63.975
98	352	ILIC Gavriilo	SRB	11.000	11.025	6.350	<u>13.775</u>	12.200	9.600	63.950
99	253	PEREZ MARCHANT J.	ESP	13.125		<u>13.200</u>	14.225	11.600	11.725	63.875
100	265	MICHOLET Stephen	FRA	<u>13.050</u>	9.150	14.250	14.500	12.500		63.450
101	274	RITTSCHIK Ivan	GER	13.825	12.350	13.250	0.000	<u>12.125</u>	11.600	63.150
102	259	LAULUMAA Petrus	FIN	<u>13.125</u>	10.050	11.100	15.050	12.750		62.075
103	354	MRDENOVIC Nikola	SRB	12.275	4.375	9.375	<u>13.450</u>	10.700	9.800	59.975
104	239	LOUCAIDES Stefanos	CYP	12.600	10.300	10.275	12.450		11.350	56.975
105	370	AKDOGAN Semih	TUR	12.350	5.625	10.500	<u>13.725</u>	10.875	3.600	56.675
106	304	LODADIO Marco	ITA	<u>13.300</u>	11.925	13.175	15.950			54.350
107	340	KOTRONG A.	ROU	14.075	12.675		14.750		12.850	54.350
108	220	SIEMON Volkaert	BEL	14.250	11.675		<u>14.950</u>	11.725		52.600
109	339	NISTOR I.	ROU		12.000	13.350	0.000	<u>13.225</u>	11.950	50.525
110	238	SOLEAS Christos	CYP	12.875	9.300		14.450	<u>12.800</u>		49.425
111	255	TALLON FERNANDEZ A.	ESP		<u>7.175</u>	13.950		13.475	12.025	46.625
112	279	KONSTANTINIDIS K.	GRE	13.175		13.275	14.250			40.700
113	236	KRASIAS Dimitris	CYP			13.175		<u>13.700</u>	13.450	40.325
114	289	O'CONNOR Matthew	IRL		<u>8.450</u>	9.800		10.875	10.225	39.350
115	303	POLINI Giancarlo	ITA			12.500		12.825	<u>13.175</u>	38.500
116	233	KUSAN Leonardo	CRO		11.075	4.650		<u>11.850</u>	10.825	38.400
117	247	WAGNER James	DEN			<u>10.625</u>	12.500	12.225		35.350
118	351	MAROVIC Bozidar	SRB				<u>13.150</u>	12.600	5.075	30.825
119	260	SAARENKETO Heikki	FIN	<u>12.750</u>			14.550			27.300
120	235	KOROSTELJEV Andrej	CRO	13.175			14.125			27.300
121	365	MARCAK Eduard	SVK	<u>12.700</u>			13.550			26.250
122	288	DALTON Adam	IRL	<u>12.175</u>			13.125			25.300
123	327	CECOT Sebastian	POL				<u>15.000</u>			15.000
124	234	PRPIC Renato	CRO		11.950					11.950

Note:  
Underlined totals indicates starting apparatus

Legend:  
Q Qualified for All-Around Final      R Reserve for All-Around Final

 Floor       Pommel Horse       Rings       Vault       Parallel Bars       Horizontal Bar

RESULTS

JUNIORS TEAM COMPETITION AND QUALIFICATIONS FOR CII & CIII

THU 22 APR 2010 - 10:00



Rank	Bib	Name	NOC Code	D Score	E Score	Pen	Total
1	266	OLDHAM Sam	GBR	5.300	9.150		14.450 Q
2	220	SIEMON Volkaert	BEL	5.300	9.050	0.1	14.250 Q
3	268	WHITLOCK Max	GBR	5.200	8.950		14.150 Q
4	338	GROZA Andrei Ioan	ROU	5.100	9.025		14.125 Q
5	267	BECKFORD Reiss	GBR	5.300	8.775		14.075
6	340	KOTRONG A.	ROU	5.500	8.575		14.075 Q
7	251	GONZALEZ Fabian	ESP	5.300	8.750		14.050 Q
8	336	MUNTEAN A.	ROU	5.400	8.550		13.950
9	217	NEUTELEERS Thomas	BEL	4.900	8.950		13.850 Q
10	274	RITTSCHIK Ivan	GER	5.000	8.825		13.825 Q
11	356	RIZZO Marco	SUI	5.400	8.525	0.1	13.825 R
12	216	KENIS Daan	BEL	4.900	8.900		13.800
13	218	THYS Tomas	BEL	5.100	8.700		13.800
14	264	PHILIPPE Mathias	FRA	4.800	8.975		13.775 R
15	360	BRAEGGER Pablo	SUI	4.900	8.850		13.750 R
16	269	BAINES Frank	GBR	5.000	8.750		13.750
17	305	VINCENZI Aramis	ITA	4.800	8.925		13.725
18	262	VANACKER Mathieu	FRA	4.900	8.825		13.725
19	272	HERDER Philipp	GER	5.200	8.800	0.3	13.700
20	357	YUSOF Eddy	SUI	4.900	8.775		13.675
21	358	MEIER Michael	SUI	5.000	8.675		13.675
22	207	FRICK Juergen	AUT	5.000	8.650		13.650
23	261	ZONA Jim	FRA	5.000	8.625		13.625
24	302	DE VECCHIS Tommaso	ITA	4.600	8.975		13.575
25	276	ILIOPOULOS Nikolaos	GRE	5.200	8.375		13.575
26	285	BABOS Adam	HUN	5.000	8.650	0.1	13.550
27	263	PROST Brandon	FRA	4.700	8.800		13.500
28	270	MACKENZIE Cameron	GBR	4.800	8.700		13.500
29	301	EDALLI Ludovico	ITA	4.500	8.975		13.475
30	283	TOTH Levente	HUN	4.800	8.650		13.450
31	323	ANDERSEN K.	NOR	5.000	8.475	0.1	13.375
32	273	JURSCH Christopher	GER	5.000	8.375		13.375
33	202	VARDANYAN Vahan	ARM	4.300	9.050		13.350
34	277	CHATZIEFSTATHIOU G.	GRE	4.500	8.850		13.350
35	282	VAGNER Levente	HUN	5.100	8.750	0.5	13.350
36	252	ABAD Nestor	ESP	4.900	8.450		13.350
37	316	BLETTERMAN Michel	NED	4.800	8.525		13.325
38	208	FUSSENEGGER Michael	AUT	4.500	8.800		13.300
39	321	SKJERAHAUG Stian	NOR	4.700	8.600		13.300
40	361	MICHNAK Slavomir	SVK	4.700	8.600		13.300
41	304	LODADIO Marco	ITA	4.900	8.400		13.300
42	275	WEINERT Daniel	GER	4.400	8.875		13.275
43	231	BOROSA Filip	CRO	4.900	8.350		13.250

RESULTS

JUNIORS TEAM COMPETITION AND QUALIFICATIONS FOR CII & CIII

THU 22 APR 2010 - 10:00



Rank	Bib	Name	NOC Code	D Score	E Score	Pen	Total
44	307	KUZMICKAS Tomas	LTU	5.000	8.250		13.250
45	346	PECAN Matic	SLO	4.500	8.725		13.225
46	318	KOSZTKA Karl	NED	4.700	8.525		13.225
47	201	DAVTYAN Artur	ARM	4.300	8.900		13.200
48	237	KRASIAS Michalis	CYP	4.400	8.775		13.175
49	281	MAKRA Laszlo	HUN	4.600	8.575		13.175
50	279	KONSTANTINIDIS K.	GRE	4.600	8.575		13.175
51	271	KEIL C.	GER	4.600	8.575		13.175
52	235	KOROSTELJEV Andrej	CRO	4.900	8.575	0.3	13.175
53	337	RADEANU D.	ROU	5.200	7.950		13.150
54	259	LAULUMAA Petrus	FIN	4.300	8.825		13.125
55	253	PEREZ MARCHANT J.	ESP	4.600	8.525		13.125
56	322	ANDREASSEN Haakon	NOR	4.900	8.225		13.125
57	317	SMINK Glenn	NED	5.200	7.875		13.075
58	265	MICHOLET Stephen	FRA	4.100	8.950		13.050
59	347	ZUNKO Zan	SLO	4.300	8.725		13.025
60	325	PLANKE Lars Joyce	NOR	4.400	8.625		13.025
61	326	BORKOWSKI Lukasz	POL	4.600	8.425		13.025
62	254	ALONSO CALVO Adria	ESP	4.400	8.600		13.000
63	331	FRAGOSO Francisco	POR	4.200	8.725		12.925
64	249	RYDBERG Kasper	DEN	4.400	8.525		12.925
65	362	ARGALAS Martin	SVK	4.100	8.800		12.900
66	238	SOLEAS Christos	CYP	4.300	8.575		12.875
67	210	SCHWAB Johannes	AUT	4.400	8.475		12.875
68	366	ARICAN Ferhat	TUR	4.800	8.050		12.850
69	256	NIVA Heikki	FIN	4.600	8.325	0.1	12.825
70	278	KONSTANTINIDIS C.	GRE	5.000	7.825		12.825
71	286	O'CONNOR Christopher	IRL	4.200	8.600		12.800
72	364	KISS Michal	SVK	4.300	8.500		12.800
73	219	VERBAEYS Jimmy	BEL	4.800	8.000		12.800
74	232	KOVACEVIC Anton	CRO	4.600	8.175		12.775
75	260	SAARENKETO Heikki	FIN	4.200	8.550		12.750
76	320	LOVDAHL Conor	NED	4.600	8.150		12.750
77	363	VARGOVSKY Ivan	SVK	4.200	8.525		12.725
78	350	RAUTER Tine	SLO	4.400	8.325		12.725
79	365	MARCAK Eduard	SVK	4.100	8.600		12.700
80	284	SELMECZI Bank	HUN	4.700	8.100	0.1	12.700
81	319	ZUIDEMA Justen	NED	4.100	8.575		12.675
82	257	HOLOPAINEN Kasper	FIN	4.400	8.375	0.1	12.675
83	246	FRANSEN Marcus	DEN	4.400	8.375	0.1	12.675
84	332	MARTINS Ricardo	POR	4.600	8.175	0.1	12.675
85	209	KRANZLMUELLER S.	AUT	4.000	8.650		12.650
86	324	ULVEN Peder	NOR	4.300	8.350		12.650

RESULTS  
JUNIORS TEAM COMPETITION AND QUALIFICATIONS FOR CII & CIII

THU 22 APR 2010 - 10:00



Rank	Bib	Name	NOC Code	D Score	E Score	Pen	Total
87	280	KOULIS M.	GRE	5.100	7.550		12.650
88	353	DORDEVIC Dusan	SRB	4.600	8.025		12.625
89	248	JOHANSEN Mathias	DEN	4.000	8.600		12.600
90	239	LOUCAIDES Stefanos	CYP	4.300	8.600	0.3	12.600
91	243	KARDOS David	CZE	4.300	8.250		12.550
92	368	ONDER Ahmet	TUR	4.900	7.650		12.550
93	355	DEJANOVIC Bojan	SRB	3.900	8.625		12.525
94	348	MAURIC Primoz	SLO	4.100	8.425		12.525
95	250	RIDDER Lukas	DEN	4.200	8.375	0.1	12.475
96	369	COLAK Ibrahim	TUR	4.600	7.950	0.1	12.450
97	367	ARABACIOGLU Emre	TUR	4.100	8.300		12.400
98	258	PAIVANEN Jimi	FIN	3.900	8.450		12.350
99	370	AKDOGAN Semih	TUR	4.200	8.150		12.350
100	240	PAPAEVRIPIDOU Xenios	CYP	4.500	7.925	0.1	12.325
101	354	MRDENOVIC Nikola	SRB	4.400	7.875		12.275
102	287	FOX Daniel	IRL	3.700	8.550		12.250
103	206	BAUER Alwin	AUT	4.200	8.050		12.250
104	244	PAZDERA Martin	CZE	4.000	8.200		12.200
105	288	DALTON Adam	IRL	4.300	8.275	0.4	12.175
106	349	ALHADI Omar	SLO	4.200	8.050	0.1	12.150
107	242	PECKA Stepan	CZE	3.800	8.250		12.050
108	306	TVOROGAL Robert	LTU	4.700	7.325		12.025
109	291	GUNNARSSON Jon	ISL	4.000	7.900		11.900
110	311	CROVETTO Kevin	MON	3.900	7.975		11.875
111	211	AGHADADAYEV Elvin	AZE	4.100	7.700		11.800
112	359	HEGI Oliver	SUI	3.900	7.875		11.775
113	241	RADOVESNICKY Daniel	CZE	4.600	7.175		11.775
114	352	ILIC Gavriilo	SRB	4.500	6.500		11.000

Legend:

D Panel Difficulty judges    E Panel Execution judges    Pen Penalty    Q Qualified for Floor Final    R Reserve for Floor Final



Floor

RESULTS

JUNIORS TEAM COMPETITION AND QUALIFICATIONS FOR CII & CIII

THU 22 APR 2010 - 10:00



Rank	Bib	Name	NOC Code	D Score	E Score	Pen	Total
1	268	WHITLOCK Max	GBR	5.800	8.850		14.650 Q
2	269	BAINES Frank	GBR	4.900	8.850		13.750 Q
3	266	OLDHAM Sam	GBR	4.800	8.900		13.700
4	359	HEGI Oliver	SUI	4.900	8.675		13.575 Q
5	273	JURSCH Christopher	GER	4.600	8.825		13.425 Q
6	275	WEINERT Daniel	GER	4.800	8.550		13.350 Q
7	201	DAVTYAN Artur	ARM	4.500	8.650		13.150 Q
8	219	VERBAEYS Jimmy	BEL	4.700	8.400		13.100 Q
9	267	BECKFORD Reiss	GBR	4.300	8.750		13.050
10	263	PROST Brandon	FRA	4.700	8.325		13.025 Q
11	357	YUSOF Eddy	SUI	4.500	8.475		12.975 R
12	321	SKJERAHAUG Stian	NOR	4.900	8.075		12.975 R
13	202	VARDANYAN Vahan	ARM	4.300	8.625		12.925 R
14	336	MUNTEAN A.	ROU	4.600	8.300		12.900
15	316	BLETTERMAN Michel	NED	4.400	8.475		12.875
16	282	VAGNER Levente	HUN	5.200	7.650		12.850
17	277	CHATZIEFSTATHIOU G.	GRE	4.500	8.325		12.825
18	270	MACKENZIE Cameron	GBR	4.500	8.275		12.775
19	271	KEIL C.	GER	4.500	8.225		12.725
20	340	KOTRONG A.	ROU	5.000	7.675		12.675
21	302	DE VECCHIS Tommaso	ITA	4.600	8.050		12.650
22	358	MEIER Michael	SUI	4.700	7.950		12.650
23	261	ZONA Jim	FRA	4.400	8.225		12.625
24	301	EDALLI Ludovico	ITA	4.400	8.200		12.600
25	262	VANACKER Mathieu	FRA	4.300	8.275		12.575
26	216	KENIS Daan	BEL	4.300	8.200		12.500
27	368	ONDER Ahmet	TUR	4.300	8.150		12.450
28	231	BOROSA Filip	CRO	4.400	7.975		12.375
29	274	RITTSCHIK Ivan	GER	4.900	7.450		12.350
30	305	VINCENZI Aramis	ITA	4.400	7.850		12.250
31	361	MICHNAK Slavomir	SVK	5.100	7.125		12.225
32	285	BABOS Adam	HUN	4.100	8.075		12.175
33	356	RIZZO Marco	SUI	3.900	8.225		12.125
34	332	MARTINS Ricardo	POR	4.300	7.825		12.125
35	256	NIVA Heikki	FIN	4.000	8.075		12.075
36	252	ABAD Nestor	ESP	4.300	7.775		12.075
37	317	SMINK Glenn	NED	4.400	7.675		12.075
38	272	HERDER Philipp	GER	4.800	7.275		12.075
39	339	NISTOR I.	ROU	4.200	7.800		12.000
40	337	RADEANU D.	ROU	4.600	7.350		11.950
41	234	PRPIC Renato	CRO	4.600	7.350		11.950
42	304	LODADIO Marco	ITA	4.300	7.625		11.925
43	326	BORKOWSKI Lukasz	POL	4.300	7.550		11.850

RESULTS

JUNIORS TEAM COMPETITION AND QUALIFICATIONS FOR CII & CIII

THU 22 APR 2010 - 10:00



Rank	Bib	Name	NOC Code	D Score	E Score	Pen	Total
44	237	KRASIAS Michalis	CYP	4.500	7.250		11.750
45	209	KRANZLMUELLER S.	AUT	4.100	7.575		11.675
46	363	VARGOVSKY Ivan	SVK	4.300	7.375		11.675
47	220	SIEMON Volkaert	BEL	4.800	6.875		11.675
48	218	THYS Tomas	BEL	3.600	7.975		11.575
49	254	ALONSO CALVO Adria	ESP	4.500	6.975		11.475
50	276	ILIOPOULOS Nikolaos	GRE	3.700	7.700		11.400
51	360	BRAEGGER Pablo	SUI	3.000	8.325		11.325
52	322	ANDREASSEN Haakon	NOR	3.900	7.425		11.325
53	369	COLAK Ibrahim	TUR	4.000	7.275		11.275
54	251	GONZALEZ Fabian	ESP	4.300	6.975		11.275
55	318	KOSZTKA Karl	NED	3.200	8.000		11.200
56	353	DORDEVIC Dusan	SRB	4.200	7.000		11.200
57	362	ARGALAS Martin	SVK	3.100	8.075		11.175
58	217	NEUTELEERS Thomas	BEL	4.300	6.850		11.150
59	306	TVOROGAL Robert	LTU	4.900	6.250		11.150
60	278	KONSTANTINIDIS C.	GRE	4.200	6.875		11.075
61	233	KUSAN Leonardo	CRO	4.900	6.175		11.075
62	210	SCHWAB Johannes	AUT	3.000	8.050		11.050
63	352	ILIC Gavriilo	SRB	2.900	8.125		11.025
64	287	FOX Daniel	IRL	3.300	7.700		11.000
65	208	FUSSENEGGER Michael	AUT	3.200	7.750		10.950
66	244	PAZDERA Martin	CZE	3.300	7.650		10.950
67	325	PLANKE Lars Joyce	NOR	3.500	7.450		10.950
68	240	PAPAEVRIPIDOU Xenios	CYP	3.900	7.050		10.950
69	291	GUNNARSSON Jon	ISL	3.700	7.175		10.875
70	283	TOTH Levente	HUN	4.200	6.650		10.850
71	364	KISS Michal	SVK	3.500	7.275		10.775
72	366	ARICAN Ferhat	TUR	4.100	6.650		10.750
73	350	RAUTER Tine	SLO	3.200	7.525		10.725
74	232	KOVACEVIC Anton	CRO	3.500	7.225		10.725
75	320	LOVDAHL Conor	NED	2.900	7.800		10.700
76	319	ZUIDEMA Justen	NED	3.700	6.975		10.675
77	331	FRAGOSO Francisco	POR	4.200	6.325		10.525
78	250	RIDDER Lukas	DEN	3.200	7.275		10.475
79	347	ZUNKO Zan	SLO	3.300	7.125		10.425
80	348	MAURIC Primoz	SLO	3.500	6.925		10.425
81	307	KUZMICKAS Tomas	LTU	3.800	6.625		10.425
82	284	SELMECZI Bank	HUN	4.000	6.425		10.425
83	286	O'CONNOR Christopher	IRL	3.600	6.775		10.375
84	239	LOUCAIDES Stefanos	CYP	2.900	7.400		10.300
85	243	KARDOS David	CZE	3.000	7.275		10.275
86	281	MAKRA Laszlo	HUN	3.800	6.450		10.250

**RESULTS**  
**JUNIORS TEAM COMPETITION AND QUALIFICATIONS FOR CII & CIII**

THU 22 APR 2010 - 10:00



Rank	Bib	Name	NOC Code	D Score	E Score	Pen	Total
87	249	RYDBERG Kasper	DEN	2.900	7.300		10.200
88	206	BAUER Alwin	AUT	3.100	7.100		10.200
89	259	LAULUMAA Petrus	FIN	3.000	7.050		10.050
90	280	KOULIS M.	GRE	3.700	6.350		10.050
91	355	DEJANOVIC Bojan	SRB	4.300	5.725		10.025
92	207	FRICK Juergen	AUT	2.700	7.300		10.000
93	323	ANDERSEN K.	NOR	2.900	6.975		9.875
94	241	RADOVESNICKY Daniel	CZE	3.000	6.850		9.850
95	242	PECKA Stepan	CZE	3.000	6.600		9.600
96	346	PECAN Matic	SLO	3.100	6.300		9.400
97	211	AGHADADAYEV Elvin	AZE	3.900	5.500		9.400
98	238	SOLEAS Christos	CYP	3.000	6.300		9.300
99	248	JOHANSEN Mathias	DEN	2.800	6.475		9.275
100	265	MICHOLET Stephen	FRA	3.200	5.950		9.150
101	246	FRANSEN Marcus	DEN	3.000	6.100		9.100
102	324	ULVEN Peder	NOR	3.000	5.800		8.800
103	289	O'CONNOR Matthew	IRL	2.800	5.650		8.450
104	311	CROVETTO Kevin	MON	3.200	5.050		8.250
105	349	ALHADI Omar	SLO	3.400	4.675		8.075
106	367	ARABACIOGLU Emre	TUR	2.700	4.925		7.625
107	255	TALLON FERNANDEZ A.	ESP	3.300	3.875		7.175
108	264	PHILIPPE Mathias	FRA	2.600	3.275		5.875
109	370	AKDOGAN Semih	TUR	3.500	2.125		5.625
110	258	PAIVANEN Jimi	FIN	3.200	2.125		5.325
111	354	MRDENOVIC Nikola	SRB	2.200	2.175		4.375
112	257	HOLOPAINEN Kasper	FIN	2.100	1.425		3.525

**Legend:**  
**D** Panel Difficulty judges      **E** Panel Execution judges      **Pen** Penalty      **Q** Qualified for Pommel Horse Final      **R** Reserve for Pommel Horse Final

 Pommel Horse



RESULTS

JUNIORS TEAM COMPETITION AND QUALIFICATIONS FOR CII & CIII

THU 22 APR 2010 - 10:00



Rank	Bib	Name	NOC Code	D Score	E Score	Pen	Total
1	267	BECKFORD Reiss	GBR	5.100	9.175		14.275 Q
2	265	MICHOLET Stephen	FRA	5.300	8.950		14.250 Q
3	252	ABAD Nestor	ESP	5.000	9.000		14.000 Q
4	201	DAVTYAN Artur	ARM	4.700	9.275		13.975 Q
5	255	TALLON FERNANDEZ A.	ESP	4.800	9.150		13.950 Q
6	336	MUNTEAN A.	ROU	5.300	8.600		13.900 Q
7	268	WHITLOCK Max	GBR	4.700	9.175		13.875 Q
8	266	OLDHAM Sam	GBR	5.000	8.700		13.700
9	202	VARDANYAN Vahan	ARM	4.600	9.075		13.675 Q
10	217	NEUTELEERS Thomas	BEL	4.800	8.800		13.600 R
11	360	BRAEGGER Pablo	SUI	4.700	8.800		13.500 R
12	357	YUSOF Eddy	SUI	4.700	8.750		13.450 R
13	261	ZONA Jim	FRA	4.900	8.550		13.450
14	282	VAGNER Levente	HUN	4.600	8.825		13.425
15	339	NISTOR I.	ROU	4.800	8.550		13.350
16	264	PHILIPPE Mathias	FRA	4.600	8.725		13.325
17	356	RIZZO Marco	SUI	4.700	8.600		13.300
18	273	JURSCH Christopher	GER	4.800	8.475		13.275
19	301	EDALLI Ludovico	ITA	4.800	8.475		13.275
20	279	KONSTANTINIDIS K.	GRE	5.000	8.275		13.275
21	274	RITTSCHIK Ivan	GER	4.700	8.550		13.250
22	316	BLETTERMAN Michel	NED	5.000	8.225		13.225
23	253	PEREZ MARCHANT J.	ESP	4.600	8.600		13.200
24	304	LODADIO Marco	ITA	4.500	8.675		13.175
25	236	KRASIAS Dimitris	CYP	4.800	8.375		13.175
26	269	BAINES Frank	GBR	4.600	8.550		13.150
27	270	MACKENZIE Cameron	GBR	4.500	8.550		13.050
28	278	KONSTANTINIDIS C.	GRE	4.700	8.350		13.050
29	331	FRAGOSO Francisco	POR	4.600	8.300		12.900
30	216	KENIS Daan	BEL	4.000	8.800		12.800
31	338	GROZA Andrei Ioan	ROU	4.100	8.675		12.775
32	218	THYS Tomas	BEL	4.900	7.875		12.775
33	337	RADEANU D.	ROU	4.500	8.250		12.750
34	326	BORKOWSKI Lukasz	POL	4.500	8.225		12.725
35	302	DE VECCHIS Tommaso	ITA	4.200	8.500		12.700
36	251	GONZALEZ Fabian	ESP	4.300	8.400		12.700
37	275	WEINERT Daniel	GER	4.500	8.200		12.700
38	262	VANACKER Mathieu	FRA	4.700	8.000		12.700
39	332	MARTINS Ricardo	POR	4.600	8.075		12.675
40	318	KOSZTKA Karl	NED	4.300	8.325		12.625
41	319	ZUIDEMA Justen	NED	4.500	8.125		12.625
42	325	PLANKE Lars Joyce	NOR	4.100	8.450		12.550
43	358	MEIER Michael	SUI	4.300	8.200		12.500

RESULTS

JUNIORS TEAM COMPETITION AND QUALIFICATIONS FOR CII & CIII

THU 22 APR 2010 - 10:00



Rank	Bib	Name	NOC Code	D Score	E Score	Pen	Total
44	303	POLINI Giancarlo	ITA	4.600	7.900		12.500
45	263	PROST Brandon	FRA	4.100	8.350		12.450
46	366	ARICAN Ferhat	TUR	4.600	7.800		12.400
47	286	O'CONNOR Christopher	IRL	4.400	7.975		12.375
48	242	PECKA Stepan	CZE	4.500	7.875		12.375
49	369	COLAK Ibrahim	TUR	4.300	8.025		12.325
50	321	SKJERAHAUG Stian	NOR	3.800	8.450		12.250
51	317	SMINK Glenn	NED	4.200	8.025		12.225
52	322	ANDREASSEN Haakon	NOR	3.800	8.325		12.125
53	320	LOVDAHL Conor	NED	4.200	7.900		12.100
54	276	ILIOPOULOS Nikolaos	GRE	4.200	7.900		12.100
55	284	SELMECZI Bank	HUN	4.400	7.700		12.100
56	272	HERDER Philipp	GER	4.800	7.275		12.075
57	280	KOULIS M.	GRE	4.200	7.825		12.025
58	359	HEGI Oliver	SUI	3.900	8.000		11.900
59	207	FRICK Juergen	AUT	3.800	8.025		11.825
60	287	FOX Daniel	IRL	3.100	8.700		11.800
61	363	VARGOVSKY Ivan	SVK	3.800	8.000		11.800
62	283	TOTH Levente	HUN	3.600	8.150		11.750
63	311	CROVETTO Kevin	MON	3.800	7.950		11.750
64	306	TVOROGAL Robert	LTU	4.000	7.650		11.650
65	346	PECAN Matic	SLO	4.300	7.325		11.625
66	237	KRASIAS Michalis	CYP	3.700	7.900		11.600
67	258	PAIVANEN Jimi	FIN	2.700	8.850		11.550
68	249	RYDBERG Kasper	DEN	3.500	8.050		11.550
69	281	MAKRA Laszlo	HUN	4.100	7.350		11.450
70	361	MICHNAK Slavomir	SVK	3.600	7.825		11.425
71	231	BOROSA Filip	CRO	3.600	7.775		11.375
72	209	KRANZLMUELLER S.	AUT	3.600	7.775		11.375
73	324	ULVEN Peder	NOR	3.100	8.250		11.350
74	349	ALHADI Omar	SLO	3.700	7.625		11.325
75	277	CHATZIEFSTATHIOU G.	GRE	3.400	7.900		11.300
76	307	KUZMICKAS Tomas	LTU	3.700	7.550		11.250
77	256	NIVA Heikki	FIN	3.900	7.275		11.175
78	285	BABOS Adam	HUN	4.200	6.950		11.150
79	259	LAULUMAA Petrus	FIN	3.000	8.100		11.100
80	206	BAUER Alwin	AUT	3.000	8.050		11.050
81	241	RADOVESNICKY Daniel	CZE	4.000	6.975		10.975
82	291	GUNNARSSON Jon	ISL	2.900	8.000		10.900
83	208	FUSSENEGGER Michael	AUT	3.100	7.775		10.875
84	246	FRANSEN Marcus	DEN	2.400	8.450		10.850
85	350	RAUTER Tine	SLO	3.600	7.250		10.850
86	347	ZUNKO Zan	SLO	3.400	7.375		10.775

**RESULTS**  
**JUNIORS TEAM COMPETITION AND QUALIFICATIONS FOR CII & CIII**

THU 22 APR 2010 - 10:00



Rank	Bib	Name	NOC Code	D Score	E Score	Pen	Total
87	362	ARGALAS Martin	SVK	3.600	7.175		10.775
88	247	WAGNER James	DEN	3.100	7.525		10.625
89	257	HOLOPAINEN Kasper	FIN	3.000	7.500		10.500
90	370	AKDOGAN Semih	TUR	3.500	7.000		10.500
91	353	DORDEVIC Dusan	SRB	3.000	7.475		10.475
92	240	PAPAEVRIPIDOU Xenios	CYP	3.700	6.750		10.450
93	232	KOVACEVIC Anton	CRO	2.900	7.400		10.300
94	239	LOUCAIDES Stefanos	CYP	3.600	6.675		10.275
95	244	PAZDERA Martin	CZE	2.300	7.925		10.225
96	254	ALONSO CALVO Adria	ESP	3.700	6.450		10.150
97	250	RIDDER Lukas	DEN	2.700	7.425		10.125
98	348	MAURIC Primoz	SLO	3.200	6.925		10.125
99	248	JOHANSEN Mathias	DEN	2.900	7.100		10.000
100	219	VERBAEYS Jimmy	BEL	3.000	6.925		9.925
101	210	SCHWAB Johannes	AUT	3.100	6.825		9.925
102	211	AGHADADAYEV Elvin	AZE	3.900	5.975		9.875
103	364	KISS Michal	SVK	2.300	7.550		9.850
104	289	O'CONNOR Matthew	IRL	2.200	7.600		9.800
105	354	MRDENOVIC Nikola	SRB	2.400	6.975		9.375
106	355	DEJANOVIC Bojan	SRB	2.500	6.825		9.325
107	367	ARABACIOGLU Emre	TUR	2.700	6.200		8.900
108	368	ONDER Ahmet	TUR	2.700	5.775		8.475
109	352	ILIC Gavriilo	SRB	2.700	3.650		6.350
110	323	ANDERSEN K.	NOR	2.100	3.500		5.600
111	243	KARDOS David	CZE	2.300	3.275		5.575
112	233	KUSAN Leonardo	CRO	2.400	2.250		4.650
113	271	KEIL C.	GER	1.400	0.425		1.825

**Legend:**

**D** Panel Difficulty judges    **E** Panel Execution judges    **Pen** Penalty    **Q** Qualified for Rings Final    **R** Reserve for Rings Final



Rings

RESULTS

JUNIORS TEAM COMPETITION AND QUALIFICATIONS FOR CII & CIII

THU 22 APR 2010 - 10:00



Rank	Bib	Name	NOC Code	D Score	E Score	Pen	Total
1	304	LODADIO Marco	ITA	6.600	9.350		15.950
2	252	ABAD Nestor	ESP	6.200	9.400		15.600
3	251	GONZALEZ Fabian	ESP	6.200	9.350		15.550
4	201	DAVTYAN Artur	ARM	6.200	9.350		15.550
5	218	THYS Tomas	BEL	6.200	9.325		15.525
6	317	SMINK Glenn	NED	6.200	9.250		15.450
7	360	BRAEGGER Pablo	SUI	6.200	9.225		15.425
8	336	MUNTEAN A.	ROU	6.200	9.225		15.425
9	366	ARICAN Ferhat	TUR	6.200	9.225		15.425
10	358	MEIER Michael	SUI	6.200	9.300	0.1	15.400
11	322	ANDREASSEN Haakon	NOR	6.600	8.900	0.1	15.400
12	270	MACKENZIE Cameron	GBR	6.200	9.125		15.325
13	262	VANACKER Mathieu	FRA	6.200	9.225	0.1	15.325
14	217	NEUTELEERS Thomas	BEL	6.200	9.000		15.200
15	261	ZONA Jim	FRA	5.800	9.325		15.125
16	268	WHITLOCK Max	GBR	5.800	9.300		15.100
17	266	OLDHAM Sam	GBR	6.200	8.900		15.100
18	263	PROST Brandon	FRA	5.800	9.250		15.050
19	259	LAULUMAA Petrus	FIN	5.800	9.250		15.050
20	337	RADEANU D.	ROU	6.200	8.950	0.1	15.050
21	273	JURSCH Christopher	GER	5.800	9.200		15.000
22	327	CECOT Sebastian	POL	6.600	8.500	0.1	15.000
23	220	SIEMON Volkaert	BEL	6.200	9.050	0.3	14.950
24	338	GROZA Andrei Ioan	ROU	5.400	9.475		14.875
25	356	RIZZO Marco	SUI	6.200	8.950	0.3	14.850
26	267	BECKFORD Reiss	GBR	6.200	8.750	0.1	14.850
27	271	KEIL C.	GER	5.800	9.075	0.1	14.775
28	340	KOTRONG A.	ROU	6.200	8.850	0.3	14.750
29	256	NIVA Heikki	FIN	5.400	9.275		14.675
30	219	VERBAEYS Jimmy	BEL	5.400	9.275		14.675
31	278	KONSTANTINIDIS C.	GRE	5.800	8.875		14.675
32	269	BAINES Frank	GBR	5.400	9.250		14.650
33	326	BORKOWSKI Lukasz	POL	5.400	9.250		14.650
34	264	PHILIPPE Mathias	FRA	5.400	9.250		14.650
35	305	VINCENZI Aramis	ITA	5.400	9.250		14.650
36	357	YUSOF Eddy	SUI	5.400	9.225		14.625
37	301	EDALLI Ludovico	ITA	5.400	9.225		14.625
38	216	KENIS Daan	BEL	5.400	9.225		14.625
39	331	FRAGOSO Francisco	POR	5.400	9.225		14.625
40	363	VARGOVSKY Ivan	SVK	5.400	9.225		14.625
41	272	HERDER Philipp	GER	5.400	9.200		14.600
42	321	SKJERAHAUG Stian	NOR	5.400	9.150		14.550
43	260	SAARENKETO Heikki	FIN	5.400	9.150		14.550

RESULTS

JUNIORS TEAM COMPETITION AND QUALIFICATIONS FOR CII & CIII

THU 22 APR 2010 - 10:00



Rank	Bib	Name	NOC Code	D Score	E Score	Pen	Total
44	285	BABOS Adam	HUN	5.400	9.125		14.525
45	275	WEINERT Daniel	GER	5.400	9.200	0.1	14.500
46	323	ANDERSEN K.	NOR	5.400	9.200	0.1	14.500
47	265	MICHOLET Stephen	FRA	5.400	9.100		14.500
47	311	CROVETTO Kevin	MON	5.400	9.100		14.500
49	347	ZUNKO Zan	SLO	5.400	9.150	0.1	14.450
50	318	KOSZTKA Karl	NED	5.400	9.050		14.450
51	238	SOLEAS Christos	CYP	5.400	9.050		14.450
52	350	RAUTER Tine	SLO	5.400	9.125	0.1	14.425
53	283	TOTH Levente	HUN	5.400	9.100	0.1	14.400
54	332	MARTINS Ricardo	POR	5.400	9.000		14.400
55	277	CHATZIEFSTATHIOU G.	GRE	5.400	9.000		14.400
56	320	LOVDAHL Conor	NED	5.400	8.975		14.375
57	316	BLETTERMAN Michel	NED	5.400	8.975		14.375
58	257	HOLOPAINEN Kasper	FIN	5.400	8.950		14.350
59	202	VARDANYAN Vahan	ARM	5.400	9.050	0.1	14.350
60	276	ILIOPOULOS Nikolaos	GRE	5.400	8.925		14.325
61	237	KRASIAS Michalis	CYP	5.400	8.925		14.325
62	208	FUSSENEGGER Michael	AUT	5.400	9.000	0.1	14.300
63	306	TVOROGAL Robert	LTU	5.400	8.850		14.250
64	279	KONSTANTINIDIS K.	GRE	5.400	8.850		14.250
65	253	PEREZ MARCHANT J.	ESP	5.400	9.225	0.4	14.225
66	302	DE VECCHIS Tommaso	ITA	5.400	9.100	0.3	14.200
67	282	VAGNER Levente	HUN	5.000	9.150		14.150
68	235	KOROSTELJEV Andrej	CRO	5.000	9.125		14.125
69	207	FRICK Juergen	AUT	5.400	8.825	0.1	14.125
70	240	PAPAEVRIPIDOU Xenios	CYP	5.400	8.800	0.1	14.100
71	369	COLAK Ibrahim	TUR	5.000	9.050		14.050
72	231	BOROSA Filip	CRO	5.400	8.500		13.900
73	324	ULVEN Peder	NOR	4.600	9.225		13.825
74	362	ARGALAS Martin	SVK	4.600	9.175		13.775
75	352	ILIC Gavriilo	SRB	4.600	9.175		13.775
76	258	PAIVANEN Jimi	FIN	4.600	9.175		13.775
77	248	JOHANSEN Mathias	DEN	4.600	9.150		13.750
78	284	SELMECZI Bank	HUN	4.600	9.150		13.750
79	370	AKDOGAN Semih	TUR	4.600	9.125		13.725
80	361	MICHNAK Slavomir	SVK	4.600	9.125		13.725
81	280	KOULIS M.	GRE	4.600	9.100		13.700
82	325	PLANKE Lars Joyce	NOR	5.400	8.800	0.5	13.700
83	346	PECAN Matic	SLO	4.600	9.075		13.675
84	206	BAUER Alwin	AUT	4.600	9.050		13.650
85	286	O'CONNOR Christopher	IRL	4.600	9.050		13.650
86	355	DEJANOVIC Bojan	SRB	4.600	9.025		13.625

RESULTS

JUNIORS TEAM COMPETITION AND QUALIFICATIONS FOR CII & CIII

THU 22 APR 2010 - 10:00



Rank	Bib	Name	NOC Code	D Score	E Score	Pen	Total
87	249	RYDBERG Kasper	DEN	4.600	8.975		13.575
88	365	MARCAK Eduard	SVK	4.600	8.950		13.550
89	348	MAURIC Primoz	SLO	4.600	8.950		13.550
90	291	GUNNARSSON Jon	ISL	4.600	8.950		13.550
91	319	ZUIDEMA Justen	NED	4.600	8.950		13.550
92	209	KRANZLMUELLER S.	AUT	4.600	8.925		13.525
93	246	FRANSEN Marcus	DEN	4.600	9.000	0.1	13.500
94	243	KARDOS David	CZE	4.600	8.900		13.500
95	250	RIDDER Lukas	DEN	4.600	9.175	0.3	13.475
96	210	SCHWAB Johannes	AUT	4.600	8.975	0.1	13.475
97	367	ARABACIOGLU Emre	TUR	4.600	8.950	0.1	13.450
98	354	MRDENOVIC Nikola	SRB	4.600	8.950	0.1	13.450
99	353	DORDEVIC Dusan	SRB	4.600	8.850		13.450
100	254	ALONSO CALVO Adria	ESP	5.400	8.350	0.3	13.450
101	242	PECKA Stepan	CZE	5.400	8.000		13.400
102	241	RADOVESNICKY Daniel	CZE	4.600	8.725		13.325
103	307	KUZMICKAS Tomas	LTU	5.400	8.100	0.3	13.200
104	351	MAROVIC Bozidar	SRB	4.600	8.850	0.3	13.150
105	288	DALTON Adam	IRL	4.200	9.025	0.1	13.125
106	364	KISS Michal	SVK	4.000	9.025		13.025
107	368	ONDER Ahmet	TUR	4.000	9.025		13.025
108	211	AGHADADAYEV Elvin	AZE	4.000	8.850	0.1	12.750
109	281	MAKRA Laszlo	HUN	5.400	7.725	0.4	12.725
110	349	ALHADI Omar	SLO	3.800	8.800	0.1	12.500
111	247	WAGNER James	DEN	3.800	8.800	0.1	12.500
112	239	LOUCAIDES Stefanos	CYP	3.800	8.650		12.450
113	287	FOX Daniel	IRL	3.000	9.150		12.150
114	359	HEGI Oliver	SUI	3.000	8.900		11.900
115	232	KOVACEVIC Anton	CRO	3.800	8.225	0.4	11.625
116	244	PAZDERA Martin	CZE	3.800	7.725	0.3	11.225
117	274	RITTSCHIK Ivan	GER	0.000	0.000		0.000
117	339	NISTOR I.	ROU	0.000	0.000		0.000

Legend:

D Panel Difficulty judges    E Panel Execution judges    Pen Penalty    Q Qualified for Vault Final    R Reserve for Vault Final

 Vault

RESULTS  
JUNIORS TEAM COMPETITION AND QUALIFICATIONS FOR CII & CIII

THU 22 APR 2010 - 10:00



Rank	Bib	Name	NOC Code	Vault	D Score	E Score	Pen	Vault	Total	
1	201	DAVTYAN Artur	ARM	1	6.200	9.350		15.550	<b>15.537</b>	Q
				2	6.200	9.325		15.525		
2	252	ABAD Nestor	ESP	1	6.200	9.400		15.600	<b>15.512</b>	Q
				2	6.200	9.225		15.425		
3	251	GONZALEZ Fabian	ESP	1	6.200	9.350		15.550	<b>15.387</b>	Q
				2	5.800	9.425		15.225		
4	304	LODADIO Marco	ITA	1	6.600	9.350		15.950	<b>15.350</b>	Q
				2	5.400	9.350		14.750		
5	218	THYS Tomas	BEL	1	6.200	9.325		15.525	<b>15.312</b>	Q
				2	5.800	9.300		15.100		
6	360	BRAEGGER Pablo	SUI	1	6.200	9.225		15.425	<b>15.312</b>	Q
				2	5.800	9.400		15.200		
7	358	MEIER Michael	SUI	1	6.200	9.300	0.1	15.400	<b>15.075</b>	Q
				2	5.400	9.350		14.750		
8	337	RADEANU D.	ROU	1	6.200	8.950	0.1	15.050	<b>15.075</b>	Q
				2	6.200	9.000	0.1	15.100		
9	220	SIEMON Volkaert	BEL	1	6.200	9.050	0.3	14.950	<b>15.025</b>	R
				2	5.800	9.300		15.100		
10	259	LAULUMAA Petrus	FIN	1	5.800	9.250		15.050	<b>15.012</b>	R
				2	5.800	9.175		14.975		
11	322	ANDREASSEN Haakon	NOR	1	6.600	8.900	0.1	15.400	<b>14.987</b>	R
				2	5.400	9.175		14.575		
12	356	RIZZO Marco	SUI	1	6.200	8.950	0.3	14.850	<b>14.962</b>	
				2	5.800	9.275		15.075		
13	267	BECKFORD Reiss	GBR	1	6.200	8.750	0.1	14.850	<b>14.937</b>	
				2	5.800	9.225		15.025		
14	268	WHITLOCK Max	GBR	1	5.800	9.300		15.100	<b>14.800</b>	
				2	5.400	9.100		14.500		
15	366	ARICAN Ferhat	TUR	1	6.200	9.225		15.425	<b>14.762</b>	
				2	5.400	8.800	0.1	14.100		
16	278	KONSTANTINIDIS C.	GRE	1	5.800	8.875		14.675	<b>14.662</b>	
				2	5.400	9.250		14.650		
17	327	CECOT Sebastian	POL	1	6.600	8.500	0.1	15.000	<b>14.400</b>	
				2	5.800	8.300	0.3	13.800		
18	262	VANACKER Mathieu	FRA	1	6.200	9.225	0.1	15.325	<b>14.262</b>	
				2	4.200	9.000		13.200		
19	347	ZUNKO Zan	SLO	1	5.400	9.150	0.1	14.450	<b>13.925</b>	
				2	4.200	9.200		13.400		
20	257	HOLOPAINEN Kasper	FIN	1	5.400	8.950		14.350	<b>13.850</b>	
				2	4.200	9.150		13.350		
21	363	VARGOVSKY Ivan	SVK	1	5.400	9.225		14.625	<b>13.575</b>	
				2	4.600	7.925		12.525		

RESULTS

JUNIORS TEAM COMPETITION AND QUALIFICATIONS FOR CII & CIII

THU 22 APR 2010 - 10:00



Rank	Bib	Name	NOC Code	Vault	D Score	E Score	Pen	Vault	Total
22	362	ARGALAS Martin	SVK	1	4.600	9.175		13.775	13.450
				2	3.800	9.325		13.125	
23	365	MARCAK Eduard	SVK	1	4.600	8.950		13.550	13.287
				2	4.000	9.025		13.025	
24	317	SMINK Glenn	NED	1	6.200	9.250		15.450	13.162
				2	3.000	7.875		10.875	
25	288	DALTON Adam	IRL	1	4.200	9.025	0.1	13.125	12.950
				2	3.800	8.975		12.775	
26	202	VARDANYAN Vahan	ARM	1	5.400	9.050	0.1	14.350	7.175
				2	0.000	0.000		0.000	
27	247	WAGNER James	DEN	1	3.800	8.800	0.1	12.500	6.250
				2	0.000	0.000		0.000	
28	359	HEGI Oliver	SUI	1	3.000	8.900		11.900	5.950
				2	0.000	0.000		0.000	

Legend:

D Panel Difficulty judges    E Panel Execution judges    Pen Penalty    Q Qualified for Vault Final    R Reserve for Vault Final

 Vault



RESULTS

JUNIORS TEAM COMPETITION AND QUALIFICATIONS FOR CII & CIII

THU 22 APR 2010 - 10:00



Rank	Bib	Name	NOC Code	D Score	E Score	Pen	Total
1	336	MUNTEAN A.	ROU	5.200	8.975		14.175 Q
2	261	ZONA Jim	FRA	5.100	8.925		14.025 Q
3	359	HEGI Oliver	SUI	5.100	8.900		14.000 Q
4	267	BECKFORD Reiss	GBR	4.900	9.025		13.925 Q
5	269	BAINES Frank	GBR	4.900	9.025		13.925 Q
6	271	KEIL C.	GER	4.600	9.225		13.825 Q
7	357	YUSOF Eddy	SUI	4.700	9.075		13.775 Q
8	270	MACKENZIE Cameron	GBR	4.700	9.075		13.775
9	268	WHITLOCK Max	GBR	5.000	8.775		13.775
10	366	ARICAN Ferhat	TUR	5.100	8.650		13.750 Q
11	252	ABAD Nestor	ESP	4.900	8.800		13.700 R
12	262	VANACKER Mathieu	FRA	5.000	8.700		13.700 R
13	236	KRASIAS Dimitris	CYP	5.000	8.700		13.700 R
14	277	CHATZIEFSTATHIOU G.	GRE	4.700	8.975		13.675
15	360	BRAEGGER Pablo	SUI	4.700	8.975		13.675
16	273	JURSCH Christopher	GER	4.900	8.775		13.675
17	358	MEIER Michael	SUI	4.700	8.925		13.625
18	285	BABOS Adam	HUN	4.500	9.075		13.575
19	275	WEINERT Daniel	GER	4.400	9.150		13.550
20	266	OLDHAM Sam	GBR	5.000	8.525		13.525
21	217	NEUTELEERS Thomas	BEL	5.200	8.300		13.500
22	255	TALLON FERNANDEZ A.	ESP	4.400	9.075		13.475
23	316	BLETTERMAN Michel	NED	4.600	8.875		13.475
24	301	EDALLI Ludovico	ITA	4.800	8.525		13.325
25	280	KOULIS M.	GRE	5.000	8.325		13.325
26	332	MARTINS Ricardo	POR	4.400	8.900		13.300
27	263	PROST Brandon	FRA	4.500	8.775		13.275
28	356	RIZZO Marco	SUI	4.700	8.575		13.275
29	201	DAVTYAN Artur	ARM	4.400	8.850		13.250
30	254	ALONSO CALVO Adria	ESP	4.700	8.550		13.250
31	276	ILIOPOULOS Nikolaos	GRE	4.700	8.525		13.225
32	339	NISTOR I.	ROU	4.700	8.525		13.225
33	264	PHILIPPE Mathias	FRA	4.400	8.800		13.200
34	302	DE VECCHIS Tommaso	ITA	4.200	8.950		13.150
35	219	VERBAEYS Jimmy	BEL	4.600	8.550		13.150
36	322	ANDREASSEN Haakon	NOR	4.100	9.025		13.125
37	232	KOVACEVIC Anton	CRO	4.200	8.925		13.125
38	216	KENIS Daan	BEL	4.600	8.525		13.125
39	282	VAGNER Levente	HUN	4.800	8.300		13.100
40	256	NIVA Heikki	FIN	4.200	8.850		13.050
41	283	TOTH Levente	HUN	4.400	8.650		13.050
42	324	ULVEN Peder	NOR	3.700	9.275		12.975
43	305	VINCENZI Aramis	ITA	4.400	8.550		12.950

RESULTS

JUNIORS TEAM COMPETITION AND QUALIFICATIONS FOR CII & CIII

THU 22 APR 2010 - 10:00



Rank	Bib	Name	NOC Code	D Score	E Score	Pen	Total
44	307	KUZMICKAS Tomas	LTU	4.500	8.450		12.950
45	369	COLAK Ibrahim	TUR	4.700	8.250		12.950
46	202	VARDANYAN Vahan	ARM	3.900	9.025		12.925
47	284	SELMECZI Bank	HUN	4.100	8.825		12.925
48	208	FUSSENEGGER Michael	AUT	3.600	9.275		12.875
49	272	HERDER Philipp	GER	5.100	7.775		12.875
50	241	RADOVESNICKY Daniel	CZE	3.800	9.050		12.850
51	317	SMINK Glenn	NED	4.200	8.650		12.850
52	361	MICHNAK Slavomir	SVK	4.300	8.550		12.850
53	303	POLINI Giancarlo	ITA	4.500	8.325		12.825
54	291	GUNNARSSON Jon	ISL	3.800	9.000		12.800
55	238	SOLEAS Christos	CYP	3.900	8.900		12.800
56	206	BAUER Alwin	AUT	4.000	8.800		12.800
57	218	THYS Tomas	BEL	4.400	8.400		12.800
58	347	ZUNKO Zan	SLO	4.200	8.575		12.775
59	259	LAULUMAA Petrus	FIN	3.700	9.050		12.750
60	362	ARGALAS Martin	SVK	3.900	8.825		12.725
61	346	PECAN Matic	SLO	3.900	8.825		12.725
62	319	ZUIDEMA Justen	NED	4.100	8.625		12.725
63	281	MAKRA Laszlo	HUN	4.100	8.525		12.625
64	323	ANDERSEN K.	NOR	3.600	9.000		12.600
65	351	MAROVIC Bozidar	SRB	3.900	8.700		12.600
66	278	KONSTANTINIDIS C.	GRE	4.100	8.475		12.575
67	337	RADEANU D.	ROU	4.300	8.275		12.575
68	306	TVOROGAL Robert	LTU	4.900	7.675		12.575
69	231	BOROSA Filip	CRO	4.400	8.150		12.550
70	207	FRICK Juergen	AUT	4.100	8.425		12.525
71	265	MICHOLET Stephen	FRA	3.200	9.300		12.500
72	364	KISS Michal	SVK	3.700	8.800		12.500
73	243	KARDOS David	CZE	3.500	8.975		12.475
74	249	RYDBERG Kasper	DEN	3.700	8.775		12.475
75	240	PAPAEVRIPIDOU Xenios	CYP	4.400	8.075		12.475
76	321	SKJERAHAUG Stian	NOR	4.300	8.150		12.450
77	248	JOHANSEN Mathias	DEN	3.400	9.025		12.425
78	350	RAUTER Tine	SLO	3.500	8.925		12.425
79	286	O'CONNOR Christopher	IRL	4.000	8.400		12.400
80	325	PLANKE Lars Joyce	NOR	3.600	8.750		12.350
81	320	LOVDAHL Conor	NED	3.700	8.650		12.350
82	311	CROVETTO Kevin	MON	3.900	8.450		12.350
83	209	KRANZLMUELLER S.	AUT	3.900	8.425		12.325
84	349	ALHADI Omar	SLO	4.100	8.225		12.325
85	237	KRASIAS Michalis	CYP	4.200	8.125		12.325
86	244	PAZDERA Martin	CZE	3.500	8.775		12.275

RESULTS  
JUNIORS TEAM COMPETITION AND QUALIFICATIONS FOR CII & CIII

THU 22 APR 2010 - 10:00



Rank	Bib	Name	NOC Code	D Score	E Score	Pen	Total
87	210	SCHWAB Johannes	AUT	3.700	8.550		12.250
88	247	WAGNER James	DEN	3.500	8.725		12.225
89	257	HOLOPAINEN Kasper	FIN	3.500	8.700		12.200
90	352	ILIC Gavriilo	SRB	3.600	8.600		12.200
91	250	RIDDER Lukas	DEN	3.900	8.300		12.200
92	246	FRANSEN Marcus	DEN	3.500	8.650		12.150
93	251	GONZALEZ Fabian	ESP	4.900	7.250		12.150
94	331	FRAGOSO Francisco	POR	4.200	7.925		12.125
95	348	MAURIC Primoz	SLO	4.200	7.925		12.125
96	274	RITTSCHIK Ivan	GER	5.000	7.125		12.125
97	355	DEJANOVIC Bojan	SRB	3.900	8.175		12.075
98	287	FOX Daniel	IRL	3.600	8.425		12.025
99	326	BORKOWSKI Lukasz	POL	4.200	7.700		11.900
100	233	KUSAN Leonardo	CRO	3.100	8.750		11.850
101	258	PAIVANEN Jimi	FIN	3.200	8.650		11.850
102	220	SIEMON Volkaert	BEL	4.000	7.725		11.725
103	242	PECKA Stepan	CZE	4.000	7.675		11.675
104	318	KOSZTKA Karl	NED	4.100	7.575		11.675
105	368	ONDER Ahmet	TUR	5.000	6.650		11.650
106	253	PEREZ MARCHANT J.	ESP	4.100	7.500		11.600
107	363	VARGOVSKY Ivan	SVK	3.900	7.625		11.525
108	353	DORDEVIC Dusan	SRB	3.600	7.500		11.100
109	211	AGHADADAYEV Elvin	AZE	4.600	6.350		10.950
110	367	ARABACIOGLU Emre	TUR	4.100	6.825		10.925
111	338	GROZA Andrei Ioan	ROU	4.500	6.400		10.900
112	289	O'CONNOR Matthew	IRL	2.900	7.975		10.875
113	370	AKDOGAN Semih	TUR	3.900	6.975		10.875
114	354	MRDENOVIC Nikola	SRB	3.000	7.700		10.700

Legend: D Panel Difficulty judges E Panel Execution judges Pen Penalty Q Qualified for Parallel Bars Final R Reserve for Parallel Bars Final



RESULTS  
JUNIORS TEAM COMPETITION AND QUALIFICATIONS FOR CII & CIII

THU 22 APR 2010 - 10:00



Rank	Bib	Name	NOC Code	D Score	E Score	Pen	Total
1	359	HEGI Oliver	SUI	4.900	8.975		13.875 Q
2	251	GONZALEZ Fabian	ESP	5.700	8.175		13.875 Q
3	266	OLDHAM Sam	GBR	5.100	8.625		13.725 Q
4	360	BRAEGGER Pablo	SUI	4.900	8.725		13.625 Q
5	267	BECKFORD Reiss	GBR	5.100	8.525		13.625 Q
6	306	TVOROGAL Robert	LTU	5.000	8.500		13.500 Q
7	236	KRASIAS Dimitris	CYP	5.200	8.250		13.450 Q
8	261	ZONA Jim	FRA	5.100	8.325		13.425 Q
9	252	ABAD Nestor	ESP	4.900	8.500		13.400 R
10	336	MUNTEAN A.	ROU	4.900	8.500		13.400 R
11	273	JURSCH Christopher	GER	5.100	8.150		13.250 R
12	219	VERBAEYS Jimmy	BEL	5.000	8.225		13.225
13	358	MEIER Michael	SUI	4.500	8.700		13.200
14	303	POLINI Giancarlo	ITA	4.600	8.575		13.175
15	272	HERDER Philipp	GER	4.700	8.475		13.175
16	337	RADEANU D.	ROU	4.900	8.275		13.175
17	301	EDALLI Ludovico	ITA	4.800	8.325		13.125
18	270	MACKENZIE Cameron	GBR	4.300	8.775		13.075
19	202	VARDANYAN Vahan	ARM	4.200	8.850		13.050
20	356	RIZZO Marco	SUI	4.400	8.600		13.000
21	269	BAINES Frank	GBR	4.300	8.650		12.950
22	262	VANACKER Mathieu	FRA	4.700	8.250		12.950
23	282	VAGNER Levente	HUN	4.900	8.025		12.925
24	271	KEIL C.	GER	4.700	8.175		12.875
25	340	KOTRONG A.	ROU	4.500	8.350		12.850
26	216	KENIS Daan	BEL	4.600	8.250		12.850
27	326	BORKOWSKI Lukasz	POL	4.500	8.325		12.825
28	275	WEINERT Daniel	GER	4.200	8.575		12.775
29	217	NEUTELEERS Thomas	BEL	4.900	7.875		12.775
30	320	LOVDAHL Conor	NED	4.100	8.600		12.700
31	302	DE VECCHIS Tommaso	ITA	5.200	7.475		12.675
32	361	MICHNAK Slavomir	SVK	4.400	8.250		12.650
33	332	MARTINS Ricardo	POR	4.500	8.125		12.625
34	268	WHITLOCK Max	GBR	5.000	7.600		12.600
35	283	TOTH Levente	HUN	4.700	7.875		12.575
36	201	DAVTYAN Artur	ARM	3.900	8.650		12.550
37	316	BLETTERMAN Michel	NED	4.700	7.825		12.525
38	318	KOSZTKA Karl	NED	4.000	8.475		12.475
39	357	YUSOF Eddy	SUI	4.300	8.175		12.475
40	317	SMINK Glenn	NED	4.300	8.175		12.475
41	277	CHATZIEFSTATHIOU G.	GRE	4.400	8.075		12.475
42	242	PECKA Stepan	CZE	4.000	8.450		12.450
43	281	MAKRA Laszlo	HUN	4.300	8.150		12.450

RESULTS

JUNIORS TEAM COMPETITION AND QUALIFICATIONS FOR CII & CIII

THU 22 APR 2010 - 10:00



Rank	Bib	Name	NOC Code	D Score	E Score	Pen	Total
44	256	NIVA Heikki	FIN	4.700	7.750		12.450
45	240	PAPAEVRIPIDOU Xenios	CYP	4.900	7.400		12.300
46	210	SCHWAB Johannes	AUT	4.400	7.850		12.250
47	311	CROVETTO Kevin	MON	3.900	8.325		12.225
48	263	PROST Brandon	FRA	4.600	7.525		12.125
49	208	FUSSENEGGER Michael	AUT	3.700	8.375		12.075
50	321	SKJERAHAUG Stian	NOR	4.500	7.575		12.075
51	237	KRASIAS Michalis	CYP	3.900	8.150		12.050
52	255	TALLON FERNANDEZ A.	ESP	3.600	8.425		12.025
53	232	KOVACEVIC Anton	CRO	3.400	8.575		11.975
54	339	NISTOR I.	ROU	4.900	7.050		11.950
55	258	PAIVANEN Jimi	FIN	3.100	8.800		11.900
56	241	RADOVESNICKY Daniel	CZE	3.400	8.500		11.900
57	324	ULVEN Peder	NOR	3.700	8.175		11.875
58	305	VINCENZI Aramis	ITA	3.700	8.175		11.875
59	325	PLANKE Lars Joyce	NOR	4.200	7.650		11.850
60	249	RYDBERG Kasper	DEN	3.200	8.625		11.825
61	346	PECAN Matic	SLO	3.700	8.100		11.800
62	257	HOLOPAINEN Kasper	FIN	3.800	8.000		11.800
63	331	FRAGOSO Francisco	POR	4.400	7.375		11.775
64	253	PEREZ MARCHANT J.	ESP	3.700	8.025		11.725
65	367	ARABACIOGLU Emre	TUR	3.500	8.200		11.700
66	368	ONDER Ahmet	TUR	4.400	7.300		11.700
67	319	ZUIDEMA Justen	NED	3.500	8.150		11.650
68	369	COLAK Ibrahim	TUR	4.000	7.650		11.650
69	218	THYS Tomas	BEL	4.400	7.250		11.650
70	274	RITTSCHIK Ivan	GER	4.500	7.100		11.600
71	209	KRANZLMUELLER S.	AUT	4.000	7.575		11.575
72	276	ILIOPOULOS Nikolaos	GRE	4.200	7.300		11.500
73	206	BAUER Alwin	AUT	3.100	8.375		11.475
74	243	KARDOS David	CZE	3.100	8.350		11.450
75	231	BOROSA Filip	CRO	3.700	7.750		11.450
76	280	KOULIS M.	GRE	3.600	7.800		11.400
77	347	ZUNKO Zan	SLO	3.700	7.675		11.375
78	338	GROZA Andrei Ioan	ROU	4.700	6.675		11.375
79	239	LOUCAIDES Stefanos	CYP	3.500	7.850		11.350
80	322	ANDREASSEN Haakon	NOR	4.300	6.875		11.175
81	264	PHILIPPE Mathias	FRA	3.700	7.450		11.150
82	286	O'CONNOR Christopher	IRL	3.700	7.325		11.025
83	233	KUSAN Leonardo	CRO	2.500	8.325		10.825
84	285	BABOS Adam	HUN	4.800	6.025		10.825
85	244	PAZDERA Martin	CZE	2.500	8.300		10.800
86	362	ARGALAS Martin	SVK	4.000	6.800		10.800

RESULTS  
JUNIORS TEAM COMPETITION AND QUALIFICATIONS FOR CII & CIII

THU 22 APR 2010 - 10:00



Rank	Bib	Name	NOC Code	D Score	E Score	Pen	Total
87	364	KISS Michal	SVK	3.300	7.450		10.750
88	287	FOX Daniel	IRL	1.800	8.900		10.700
89	278	KONSTANTINIDIS C.	GRE	3.800	6.850		10.650
90	248	JOHANSEN Mathias	DEN	3.000	7.625		10.625
91	366	ARICAN Ferhat	TUR	4.400	6.225		10.625
92	355	DEJANOVIC Bojan	SRB	2.700	7.825		10.525
93	323	ANDERSEN K.	NOR	3.300	7.225		10.525
94	284	SELMECZI Bank	HUN	3.700	6.825		10.525
95	246	FRANSDEN Marcus	DEN	2.600	7.900		10.500
96	307	KUZMICKAS Tomas	LTU	4.200	6.175		10.375
97	254	ALONSO CALVO Adria	ESP	4.600	5.650		10.250
98	289	O'CONNOR Matthew	IRL	1.900	8.325		10.225
99	211	AGHADADAYEV Elvin	AZE	2.700	7.500		10.200
100	207	FRICK Juergen	AUT	3.100	6.975		10.075
101	353	DORDEVIC Dusan	SRB	2.700	7.250		9.950
102	354	MRDENOVIC Nikola	SRB	2.500	7.300		9.800
103	291	GUNNARSSON Jon	ISL	3.000	6.800		9.800
104	348	MAURIC Primoz	SLO	2.200	7.475		9.675
105	352	ILIC Gavriilo	SRB	2.700	6.900		9.600
106	250	RIDDER Lukas	DEN	3.500	5.850		9.350
107	350	RAUTER Tine	SLO	2.200	7.075		9.275
108	363	VARGOVSKY Ivan	SVK	2.700	6.400		9.100
109	349	ALHADI Omar	SLO	2.600	5.000		7.600
110	351	MAROVIC Bozidar	SRB	1.700	3.375		5.075
111	370	AKDOGAN Semih	TUR	2.500	1.100		3.600

Legend:

D Panel Difficulty judges

E Panel Execution judges

Pen Penalty

Q Qualified for Horizontal Bar Final





































R Reserve for Horizontal Bar Final



Horizontal Bar






































INDIVIDUAL JUDGES SCORES  
JUNIORS TEAM COMPETITION AND QUALIFICATIONS FOR CII & CIII

THU 22 APR 2010 - 10:00

Rank	Bib	Name	NOC Code		D Score	E1	E2	E3	E4	E5	E6	E Score	Pen.	Vault 1 Vault 2	Total	Rank by App.
1	266	OLDHAM Sam	GBR		5.300	9.20	9.20	9.00	9.20	9.10	9.10	9.150			14.450	(1)
					4.800	9.00	8.90	9.10	8.80	8.20	8.90	8.900			13.700	(3)
					5.000	8.60	7.80	9.00	8.70	9.00	8.50	8.700			13.700	(8)
					6.200	8.80	9.30	8.80	9.00	9.00	8.80	8.900			15.100	(17)
					5.000	8.40	8.50	8.70	8.40	8.50	8.70	8.525			13.525	(20)
					5.100	9.00	8.50	8.30	8.60	8.80	8.60	8.625			13.725	(3)
<b>Total 84.200</b>																
2	268	WHITLOCK Max	GBR		5.200	9.00	9.00	8.90	9.00	8.90	8.90	8.950			14.150	(3)
					5.800	9.00	8.70	8.40	8.90	8.80	9.10	8.850			14.650	(1)
					4.700	9.30	9.20	9.20	9.30	9.00	8.90	9.175			13.875	(7)
					5.80	9.40	9.40	9.20	9.10	9.30	9.30	9.300		15.100	15.100	(16)
					5.40	8.90	9.10	9.00	9.20	9.10	9.30	9.100		14.500		
					5.000	8.60	8.80	8.80	8.80	8.70	8.80	8.775			13.775	(9)
<b>Total 84.150</b>																
3	267	BECKFORD Reiss	GBR		5.300	8.90	8.80	8.80	8.90	8.60	8.60	8.775			14.075	(5)
					4.300	8.90	8.60	8.80	8.80	8.80	8.50	8.750			13.050	(9)
					5.100	8.90	9.10	9.30	9.20	9.40	9.10	9.175			14.275	(1)
					6.20	8.90	8.20	8.50	8.80	9.00	8.80	8.750	0.1	14.850	14.850	(26)
					5.80	9.10	9.50	9.10	9.20	9.20	9.40	9.225		15.025		
					4.900	8.70	9.20	9.20	8.90	9.00	9.00	9.025			13.925	(4)
<b>Total 83.800</b>																
4	336	MUNTEAN A.	ROU		5.400	8.40	8.50	9.00	8.50	8.70	8.50	8.550			13.950	(8)
					4.600	8.30	8.50	8.20	8.20	8.50	7.60	8.300			12.900	(14)
					5.300	9.20	8.40	8.80	8.60	8.20	8.60	8.600			13.900	(6)
					6.200	9.30	9.30	9.10	9.10	9.20	9.30	9.225			15.425	(8)
					5.200	8.90	9.20	9.10	8.80	8.80	9.10	8.975			14.175	(1)
					4.900	8.10	8.50	8.90	8.50	8.30	8.70	8.500			13.400	(10)
<b>Total 83.750</b>																
5	261	ZONA Jim	FRA		5.000	8.70	8.60	8.40	8.60	8.80	8.60	8.625			13.625	(23)
					4.400	8.00	8.00	8.40	8.50	7.70	8.50	8.225			12.625	(23)
					4.900	7.90	8.50	8.50	8.70	8.60	8.60	8.550			13.450	(13)
					5.800	9.20	9.40	9.30	9.10	9.40	9.40	9.325			15.125	(15)
					5.100	9.10	8.80	8.70	9.10	8.60	9.10	8.925			14.025	(2)
					5.100	8.50	8.30	8.10	8.60	8.30	8.20	8.325			13.425	(8)
<b>Total 82.275</b>																
6	269	BAINES Frank	GBR		5.000	8.80	8.70	8.60	8.80	8.80	8.70	8.750			13.750	(16)
					4.900	8.80	8.80	8.80	8.70	9.10	9.00	8.850			13.750	(2)
					4.600	8.40	8.60	8.60	8.70	8.60	8.40	8.550			13.150	(26)
					5.400	9.40	9.20	9.20	9.30	9.20	9.30	9.250			14.650	(32)
					4.900	9.00	8.90	9.10	9.00	9.20	9.00	9.025			13.925	(5)
					4.300	8.80	8.50	8.80	8.50	8.70	8.60	8.650			12.950	(21)
<b>Total 82.175</b>																

INDIVIDUAL JUDGES SCORES  
JUNIORS TEAM COMPETITION AND QUALIFICATIONS FOR CII & CIII








































THU 22 APR 2010 - 10:00

Rank	Bib	Name	NOC Code		D Score	E1	E2	E3	E4	E5	E6	E Score	Pen.	Vault 1 Vault 2	Total	Rank by App.
7	252	ABAD Nestor	ESP		4.900	8.30	8.60	8.30	8.60	8.70	8.30	8.450			13.350	(36)
					4.300	8.10	8.00	7.80	7.40	7.00	7.90	7.775			12.075	(36)
					5.000	9.00	9.00	8.70	9.10	8.90	9.10	9.000			14.000	(3)
					6.20	9.30	9.30	9.50	9.50	9.40	9.40	9.400		15.600	15.600	(2)
					6.20	9.40	9.20	9.20	9.30	9.20	9.20	9.225		15.425		
					4.900	8.70	8.90	8.80	8.80	8.90	8.60	8.800			13.700	(11)
					4.900	8.40	8.50	8.30	8.80	8.90	8.20	8.500			13.400	(9)
		<b>Total 82.125</b>														
8	273	JURSCH Christopher	GER		5.000	8.30	8.60	8.20	8.40	8.60	8.20	8.375			13.375	(32)
					4.600	8.60	8.80	8.80	8.90	8.90	8.80	8.825			13.425	(5)
					4.800	8.40	8.20	8.20	8.80	8.70	8.60	8.475			13.275	(18)
					5.800	9.20	9.20	9.00	9.30	9.20	9.20	9.200			15.000	(21)
					4.900	8.60	8.70	8.90	9.10	8.50	8.90	8.775			13.675	(16)
					5.100	8.10	7.80	8.20	8.20	8.10	8.30	8.150			13.250	(11)
		<b>Total 82.000</b>														
9	201	DAVTYAN Artur	ARM		4.300	8.90	8.70	8.90	8.90	8.90	8.90	8.900			13.200	(47)
					4.500	8.70	8.60	8.40	8.80	8.50	8.80	8.650			13.150	(7)
					4.700	9.30	9.40	9.10	9.50	9.20	9.20	9.275			13.975	(4)
					6.20	9.50	9.40	9.30	9.30	9.30	9.40	9.350		15.550	15.550	(4)
					6.20	9.30	9.20	9.40	9.30	9.40	9.30	9.325		15.525		
					4.400	8.70	8.80	8.70	9.20	9.00	8.90	8.850			13.250	(29)
		<b>Total 81.675</b>														
10	270	MACKENZIE Cameron	GBR		4.800	8.50	8.80	8.60	8.80	8.60	8.80	8.700			13.500	(28)
					4.500	8.20	8.50	8.40	8.00	8.00	8.60	8.275			12.775	(18)
					4.500	8.30	8.20	8.80	8.70	8.60	8.60	8.550			13.050	(27)
					6.200	9.00	9.10	9.10	9.10	9.30	9.20	9.125			15.325	(12)
					4.700	9.10	9.00	9.10	9.30	8.90	9.10	9.075			13.775	(8)
					4.300	9.00	8.60	8.80	9.10	8.30	8.70	8.775			13.075	(18)
		<b>Total 81.500</b>														
11	360	BRAEGGER Pablo	SUI		4.900	8.80	9.00	9.00	8.60	8.70	8.90	8.850			13.750	(15)
					3.000	8.30	8.30	8.30	8.50	8.20	8.40	8.325			11.325	(51)
					4.700	8.80	8.80	8.40	8.80	8.80	8.80	8.800			13.500	(11)
					6.20	9.30	9.20	9.00	9.10	9.30	9.30	9.225		15.425	15.425	(7)
					5.80	9.40	9.40	9.40	9.40	9.50	9.40	9.400		15.200		
					4.700	8.90	8.90	8.80	9.10	9.00	9.10	8.975			13.675	(15)
		<b>Total 81.300</b>														
12	358	MEIER Michael	SUI		5.000	8.70	8.70	8.90	8.60	8.70	8.60	8.675			13.675	(21)
					4.700	8.00	8.20	7.70	7.90	8.20	7.60	7.950			12.650	(22)
					4.300	8.20	8.10	7.90	8.20	8.60	8.30	8.200			12.500	(43)
					6.20	9.40	9.30	9.30	9.30	9.30	9.30	9.300	0.1	15.400	15.400	(10)
					5.40	9.40	9.10	9.30	9.30	9.40	9.40	9.350		14.750		
					4.700	8.80	9.20	8.90	8.90	8.90	9.00	8.925			13.625	(17)
		<b>Total 81.050</b>														







































INDIVIDUAL JUDGES SCORES  
JUNIORS TEAM COMPETITION AND QUALIFICATIONS FOR CII & CIII

THU 22 APR 2010 - 10:00

Rank	Bib	Name	NOC Code		D Score	E1	E2	E3	E4	E5	E6	E Score	Pen.	Vault 1 Vault 2	Total	Rank by App.
13	357	YUSOF Eddy	SUI		4.900	8.80	8.90	8.70	8.70	8.90	8.60	8.775			13.675	(20)
					4.500	8.20	8.40	8.30	8.40	8.80	8.80	8.475			12.975	(11)
					4.700	8.90	8.50	8.30	8.90	8.90	8.70	8.750			13.450	(12)
					5.400	9.20	9.30	9.00	9.10	9.30	9.50	9.225			14.625	(36)
					4.700	8.90	8.90	9.10	9.40	9.10	9.20	9.075			13.775	(7)
					4.300	8.70	8.20	8.00	8.00	7.90	8.50	8.175			12.475	(39)
				<b>Total 80.975</b>												
14	262	VANACKER Mathieu	FRA		4.900	8.80	8.80	9.00	8.70	8.90	8.80	8.825			13.725	(18)
					4.300	8.40	8.20	8.10	8.50	7.60	8.40	8.275			12.575	(25)
					4.700	7.80	7.80	8.00	8.20	8.40	8.00	8.000			12.700	(38)
					6.20	9.30	9.00	9.10	9.20	9.30	9.30	9.225	0.1	15.325	15.325	(13)
					4.20	9.00	9.10	9.00	8.90	9.00	9.00	9.000		13.200		
					5.000	8.80	8.90	8.80	8.50	8.70	8.50	8.700			13.700	(12)
					4.700	8.40	8.00	8.50	8.30	7.90	8.30	8.250			12.950	(22)
15	301	EDALLI Ludovico	ITA		4.500	9.00	8.80	9.00	9.10	9.10	8.40	8.975			13.475	(29)
					4.400	8.10	8.50	8.00	8.10	8.50	8.10	8.200			12.600	(24)
					4.800	8.50	8.20	8.20	8.70	8.80	8.50	8.475			13.275	(19)
					5.400	9.20	9.40	9.20	9.20	9.20	9.30	9.225			14.625	(37)
					4.800	8.50	8.50	8.50	8.40	8.70	8.60	8.525			13.325	(24)
					4.800	8.50	8.50	8.20	8.20	8.10	8.40	8.325			13.125	(17)
				<b>Total 80.425</b>												
16	356	RIZZO Marco	SUI		5.400	8.70	8.60	8.60	8.30	8.60	8.30	8.525	0.1		13.825	(11)
					3.900	8.30	8.10	8.10	8.60	8.40	8.00	8.225			12.125	(33)
					4.700	8.80	8.40	8.70	8.30	8.60	8.70	8.600			13.300	(17)
					6.20	8.80	9.20	9.00	8.90	9.00	8.90	8.950	0.3	14.850	14.850	(25)
					5.80	9.30	9.40	9.20	9.20	9.30	9.30	9.275		15.075		
					4.700	8.80	8.10	8.70	8.30	8.60	8.70	8.575			13.275	(28)
					4.400	8.60	8.60	8.60	9.00	8.60	8.30	8.600			13.000	(20)
17	202	VARDANYAN Vahan	ARM		4.300	9.00	9.00	9.00	9.10	9.30	9.10	9.050			13.350	(33)
					4.300	8.50	8.70	8.90	8.80	8.40	8.50	8.625			12.925	(13)
					4.600	9.30	8.90	9.20	9.40	8.90	8.80	9.075			13.675	(9)
					5.40	9.00	9.00	9.30	8.90	9.20	9.00	9.050	0.1	14.350	14.350	(59)
					0.00	0.00	0.00	0.00	0.00	0.00	0.00	0.000		0.000		
					3.900	8.70	9.10	9.00	9.10	9.10	8.90	9.025			12.925	(46)
					4.200	8.80	8.70	8.80	9.10	9.10	8.60	8.850			13.050	(19)
18	275	WEINERT Daniel	GER		4.400	9.00	8.80	8.90	9.10	8.80	8.70	8.875			13.275	(42)
					4.800	8.20	8.60	8.50	8.60	8.50	8.70	8.550			13.350	(6)
					4.500	7.80	7.90	8.60	8.40	8.30	8.20	8.200			12.700	(37)
					5.400	9.20	9.20	9.10	8.90	9.30	9.30	9.200	0.1		14.500	(45)
					4.400	9.20	9.30	9.00	9.40	8.90	9.10	9.150			13.550	(19)
					4.200	8.30	8.60	8.70	8.60	8.60	8.50	8.575			12.775	(28)








































INDIVIDUAL JUDGES SCORES  
JUNIORS TEAM COMPETITION AND QUALIFICATIONS FOR CII & CIII

THU 22 APR 2010 - 10:00

Rank	Bib	Name	NOC Code		D Score	E1	E2	E3	E4	E5	E6	E Score	Pen.	Vault 1 Vault 2	Total	Rank by App.
19	217	NEUTELEERS Thomas	BEL		4.900	8.90	8.90	9.00	9.00	9.00	8.90	8.950			13.850	(9)
					4.300	7.00	7.00	6.90	6.90	5.90	6.60	6.850			11.150	(58)
					4.800	9.00	8.70	9.10	8.80	8.70	8.70	8.800			13.600	(10)
					6.200	9.00	9.10	9.00	9.00	9.00	9.00	9.000			15.200	(14)
					5.200	8.30	8.00	7.90	8.50	8.50	8.40	8.300			13.500	(21)
					4.900	8.20	7.60	7.60	8.00	7.70	8.40	7.875			12.775	(29)
		<b>Total 80.075</b>														
20	316	BLETTERMAN Michel	NED		4.800	8.60	8.50	8.40	8.80	8.60	8.20	8.525			13.325	(37)
					4.400	8.50	8.70	8.30	8.40	8.60	8.40	8.475			12.875	(15)
					5.000	8.10	8.30	7.20	8.30	8.30	8.20	8.225			13.225	(22)
					5.400	9.00	9.00	9.10	8.90	8.90	9.00	8.975			14.375	(57)
					4.600	8.80	9.10	8.90	8.40	9.00	8.80	8.875			13.475	(23)
					4.700	8.10	7.80	8.10	7.80	7.40	7.60	7.825			12.525	(37)
		<b>Total 79.800</b>														
21	282	VAGNER Levente	HUN		5.100	8.60	8.70	8.90	8.80	8.90	8.60	8.750	0.5		13.350	(35)
					5.200	7.60	7.30	7.80	7.90	7.40	7.80	7.650			12.850	(16)
					4.600	8.90	8.80	8.80	8.80	8.60	8.90	8.825			13.425	(14)
					5.000	9.20	9.20	9.10	9.10	9.10	9.20	9.150			14.150	(67)
					4.800	7.90	8.40	8.30	8.30	8.40	8.20	8.300			13.100	(39)
					4.900	8.00	8.00	8.10	8.60	8.00	8.00	8.025			12.925	(23)
		<b>Total 79.800</b>														
22	216	KENIS Daan	BEL		4.900	8.90	8.80	8.90	8.80	9.00	9.00	8.900			13.800	(12)
					4.300	8.20	8.20	7.70	8.30	8.10	8.40	8.200			12.500	(26)
					4.000	8.70	9.10	8.70	9.10	8.50	8.70	8.800			12.800	(30)
					5.400	9.30	9.30	9.20	9.20	9.20	9.20	9.225			14.625	(38)
					4.600	8.50	8.30	8.70	8.60	8.20	9.00	8.525			13.125	(38)
					4.600	8.50	8.10	8.90	8.00	8.20	8.20	8.250			12.850	(26)
		<b>Total 79.700</b>														
23	251	GONZALEZ Fabian	ESP		5.300	8.80	8.40	8.80	8.50	8.90	9.00	8.750			14.050	(7)
					4.300	6.80	6.60	7.40	6.50	7.10	7.50	6.975			11.275	(54)
					4.300	8.30	8.50	8.30	8.70	8.40	8.40	8.400			12.700	(36)
					6.20	9.30	9.30	9.40	9.40	9.10	9.40	9.350			15.550	(3)
					5.80	9.50	9.40	9.40	9.50	9.30	9.40	9.425		15.225		
					4.900	7.20	7.70	7.20	7.40	7.20	7.20	7.250			12.150	(93)
		<b>Total 79.600</b>														
24	263	PROST Brandon	FRA		4.700	8.70	8.80	8.60	8.80	9.00	8.90	8.800			13.500	(27)
					4.700	7.80	8.40	8.30	8.40	8.60	8.20	8.325			13.025	(10)
					4.100	7.80	8.00	8.70	8.50	8.30	8.60	8.350			12.450	(45)
					5.800	9.20	9.40	9.20	9.20	9.30	9.30	9.250			15.050	(18)
					4.500	8.80	8.80	8.70	9.00	8.80	8.60	8.775			13.275	(27)
					4.600	7.60	7.60	7.80	7.60	7.30	7.30	7.525			12.125	(48)
		<b>Total 79.425</b>														






































INDIVIDUAL JUDGES SCORES  
JUNIORS TEAM COMPETITION AND QUALIFICATIONS FOR CII & CIII

THU 22 APR 2010 - 10:00

Rank	Bib	Name	NOC Code		D Score	E1	E2	E3	E4	E5	E6	E Score	Pen.	Vault 1 Vault 2	Total	Rank by App.
25	302	DE VECCHIS Tommaso	ITA		4.600	9.00	9.00	9.00	8.60	8.90	9.00	8.975			13.575	(24)
					4.600	8.30	7.80	7.80	8.30	7.50	8.40	8.050			12.650	(21)
					4.200	8.50	8.50	8.80	8.50	8.50	8.20	8.500			12.700	(35)
					5.400	9.00	8.60	9.10	9.20	9.10	9.20	9.100	0.3		14.200	(66)
					4.200	9.00	8.80	8.80	9.20	9.30	8.80	8.950			13.150	(34)
					5.200	8.10	7.40	7.20	6.50	7.60	7.70	7.475			12.675	(31)
				<b>Total 78.950</b>												
26	337	RADEANU D.	ROU		5.200	7.90	7.60	8.30	8.20	7.90	7.80	7.950			13.150	(53)
					4.600	7.20	7.20	7.10	7.50	7.50	7.70	7.350			11.950	(40)
					4.500	8.20	8.40	8.40	7.70	8.20	8.20	8.250			12.750	(33)
					6.20	9.00	8.50	9.10	8.90	8.80	9.20	8.950	0.1	15.050	15.050	(20)
					6.20	9.00	8.70	9.00	9.00	9.00	9.20	9.000	0.1	15.100		
					4.300	8.30	8.40	8.60	8.40	8.00	7.50	8.275			12.575	(67)
					4.900	8.40	8.10	8.40	8.50	8.10	8.20	8.275			13.175	(16)
<b>Total 78.650</b>																
27	272	HERDER Philipp	GER		5.200	8.90	8.90	8.80	8.70	8.80	8.60	8.800	0.3		13.700	(19)
					4.800	7.20	7.10	7.50	7.20	7.20	8.00	7.275			12.075	(38)
					4.800	7.30	7.00	7.20	7.60	7.00	7.70	7.275			12.075	(56)
					5.400	9.30	9.30	9.20	9.10	9.00	9.20	9.200			14.600	(41)
					5.100	7.80	8.20	7.40	7.50	7.60	8.40	7.775			12.875	(49)
					4.700	8.60	8.70	8.00	8.30	8.50	8.50	8.475			13.175	(15)
				<b>Total 78.500</b>												
28	317	SMINK Glenn	NED		5.200	7.80	7.80	7.90	8.00	7.90	7.90	7.875			13.075	(57)
					4.400	7.80	7.50	7.80	7.60	7.40	8.30	7.675			12.075	(37)
					4.200	7.30	7.80	8.10	8.20	8.10	8.10	8.025			12.225	(51)
					6.20	9.30	9.20	9.10	9.20	9.30	9.30	9.250		15.450	15.450	(6)
					3.00	5.50	8.00	8.00	8.00	8.00	7.50	7.875		10.875		
					4.200	8.70	8.70	8.50	8.70	8.30	8.90	8.650			12.850	(51)
					4.300	8.20	8.10	8.40	7.70	8.10	8.30	8.175			12.475	(40)
<b>Total 78.150</b>																
29	218	THYS Tomas	BEL		5.100	8.50	8.70	8.80	8.60	8.70	9.00	8.700			13.800	(13)
					3.600	8.30	8.00	7.70	7.80	8.00	8.10	7.975			11.575	(48)
					4.900	7.20	7.50	8.10	7.80	8.40	8.10	7.875			12.775	(32)
					6.20	9.40	9.30	9.30	9.30	9.20	9.40	9.325		15.525	15.525	(5)
					5.80	9.30	9.30	9.30	9.30	9.30	9.30	9.300		15.100		
					4.400	8.20	8.40	8.50	8.30	8.40	8.70	8.400			12.800	(57)
					4.400	6.60	7.20	7.10	7.20	8.00	7.50	7.250			11.650	(69)
<b>Total 78.125</b>																
30	277	CHATZIEFSTATHIOU G.	GRE		4.500	8.80	9.00	8.90	8.90	8.80	8.50	8.850			13.350	(34)
					4.500	8.50	8.30	8.30	8.40	7.80	8.30	8.325			12.825	(17)
					3.400	7.80	7.80	8.10	8.00	7.90	7.90	7.900			11.300	(75)
					5.400	8.90	9.00	9.00	9.00	9.00	9.00	9.000			14.400	(55)
					4.700	9.10	8.50	9.10	9.00	8.80	9.00	8.975			13.675	(14)
					4.400	8.30	8.00	8.10	8.30	7.40	7.90	8.075			12.475	(41)





































INDIVIDUAL JUDGES SCORES  
JUNIORS TEAM COMPETITION AND QUALIFICATIONS FOR CII & CIII

THU 22 APR 2010 - 10:00

Rank	Bib	Name	NOC Code		D Score	E1	E2	E3	E4	E5	E6	E Score	Pen.	Vault 1 Vault 2	Total	Rank by App.		
31	332	MARTINS Ricardo	POR		4.600	8.30	8.20	8.40	8.00	8.10	8.10	8.175	0.1		12.675	(84)		
					4.300	7.80	7.80	8.10	7.80	7.20	7.90	7.825			12.125	(34)		
					4.600	8.20	7.70	7.80	8.20	8.50	8.10	8.075			12.675	(39)		
					5.400	9.10	8.90	9.00	9.00	8.90	9.20	9.000			14.400	(54)		
					4.400	9.10	8.60	9.00	9.00	8.70	8.90	8.900			13.300	(26)		
					4.500	8.00	8.40	8.10	7.80	8.10	8.30	8.125			12.625	(33)		
<b>Total 77.800</b>																		
32	321	SKJERAHAUG Stian	NOR		4.700	8.60	8.40	8.60	8.80	8.50	8.70	8.600			13.300	(39)		
					4.900	8.00	8.20	8.10	8.00	7.90	8.50	8.075			12.975	(12)		
					3.800	8.50	8.50	8.40	8.40	8.40	8.70	8.450			12.250	(50)		
					5.400	9.10	9.00	9.30	8.90	9.20	9.30	9.150			14.550	(42)		
					4.300	8.20	7.80	8.40	8.50	7.70	8.20	8.150			12.450	(76)		
					4.500	7.60	7.60	7.40	7.70	7.40	8.00	7.575			12.075	(50)		
<b>Total 77.600</b>																		
33	359	HEGI Oliver	SUI		3.900	7.50	7.60	8.10	7.80	8.30	8.00	7.875			11.775	(112)		
					4.900	8.60	8.80	8.40	8.70	8.60	8.80	8.675			13.575	(4)		
					3.900	8.10	8.00	8.00	7.90	8.00	8.00	8.000			11.900	(58)		
					3.00	9.00	8.70	8.50	8.90	9.00	9.00	8.900			11.900	(114)		
					0.00	0.00	0.00	0.00	0.00	0.00	0.00	0.000			0.000			
					5.100	9.20	8.80	8.90	9.00	8.80	8.90	8.900			14.000	(3)		
<b>Total 77.025</b>												11.900	0.000	11.900	(114)			
34	326	BORKOWSKI Lukasz	POL		4.600	8.40	8.30	8.70	8.50	8.50	8.30	8.425			13.025	(61)		
					4.300	7.40	7.30	7.20	8.00	7.70	7.80	7.550			11.850	(43)		
					4.500	7.70	8.50	8.20	8.20	8.20	8.30	8.225			12.725	(34)		
					5.400	9.30	9.30	9.00	9.20	9.20	9.40	9.250			14.650	(33)		
					4.200	7.50	8.00	7.70	7.80	7.80	7.50	7.700			11.900	(99)		
					4.500	8.40	8.10	8.50	8.50	8.20	8.20	8.325			12.825	(27)		
<b>Total 76.975</b>																		
35	219	VERBAEYS Jimmy	BEL		4.800	8.20	8.00	8.10	7.70	8.30	7.60	8.000			12.800	(73)		
					4.700	8.20	8.50	8.50	8.40	8.40	8.30	8.400			13.100	(8)		
					3.000	6.40	6.50	7.20	6.90	7.10	7.20	6.925			9.925	(100)		
					5.400	9.30	9.30	9.30	9.10	9.20	9.30	9.275			14.675	(30)		
					4.600	8.70	8.70	8.30	8.40	8.60	8.50	8.550			13.150	(35)		
					5.000	8.20	8.00	8.80	7.70	8.20	8.50	8.225			13.225	(12)		
<b>Total 76.875</b>																		
36	322	ANDREASSEN Haakon	NOR		4.900	8.10	8.20	8.40	8.30	8.30	8.10	8.225			13.125	(56)		
					3.900	7.60	7.10	7.80	7.40	6.80	7.60	7.425			11.325	(52)		
					3.800	8.20	8.30	8.50	8.30	8.20	8.50	8.325			12.125	(52)		
					6.60	8.80	8.80	8.60	9.10	9.00	9.00	8.900			0.1	15.400	15.400	(11)
					5.40	9.20	9.20	9.20	9.10	9.10	9.30	9.175				14.575		
					4.100	9.30	9.00	9.10	9.00	9.00	9.00	9.025				13.125	(36)	
<b>Total 76.275</b>																		
						4.300	7.00	7.40	6.60	6.70	6.60	7.20	6.875		11.175	(80)		





































INDIVIDUAL JUDGES SCORES  
JUNIORS TEAM COMPETITION AND QUALIFICATIONS FOR CII & CIII

THU 22 APR 2010 - 10:00

Rank	Bib	Name	NOC Code		D Score	E1	E2	E3	E4	E5	E6	E Score	Pen.	Vault 1 Vault 2	Total	Rank by App.		
37	256	NIVA Heikki	FIN		4.600	8.20	7.90	8.60	8.10	8.60	8.40	8.325	0.1		12.825	(69)		
					4.000	8.20	8.20	8.00	7.90	7.20	8.20	8.075					12.075	(35)
					3.900	6.30	7.20	7.30	7.10	7.50	7.50	7.275					11.175	(77)
					5.400	9.40	9.20	9.20	9.30	9.20	9.40	9.275					14.675	(29)
					4.200	8.90	8.60	8.90	9.00	8.70	8.90	8.850					13.050	(40)
					4.700	7.70	7.90	7.60	7.60	7.80	8.10	7.750					12.450	(44)
<b>Total 76.250</b>																		
38	361	MICHNAK Slavomir	SVK		4.700	8.60	8.70	8.50	8.70	8.60	8.40	8.600			13.300	(40)		
					5.100	7.40	6.50	7.40	6.90	7.10	7.10	7.125					12.225	(31)
					3.600	7.60	7.90	7.60	7.90	8.00	7.90	7.825					11.425	(70)
					4.600	9.00	9.20	9.10	9.10	9.20	9.10	9.125					13.725	(80)
					4.300	8.70	8.80	8.40	8.50	8.60	8.40	8.550					12.850	(52)
					4.400	8.00	8.30	8.60	8.50	8.20	7.90	8.250					12.650	(32)
<b>Total 76.175</b>																		
39	276	ILIOPOULOS Nikolaos	GRE		5.200	8.40	8.20	8.10	8.80	8.60	8.30	8.375			13.575	(25)		
					3.700	7.50	7.90	7.70	7.60	7.90	7.60	7.700					11.400	(50)
					4.200	7.70	7.80	7.70	8.20	8.30	7.90	7.900					12.100	(54)
					5.400	8.80	9.10	9.10	8.80	8.90	8.90	8.925					14.325	(60)
					4.700	8.70	8.70	8.50	8.50	8.00	8.40	8.525					13.225	(31)
					4.200	7.60	7.30	7.20	6.80	7.30	7.40	7.300					11.500	(72)
<b>Total 76.125</b>																		
40	283	TOTH Levente	HUN		4.800	8.50	8.70	8.70	8.50	8.80	8.70	8.650			13.450	(30)		
					4.200	6.70	6.50	6.60	6.80	5.90	7.20	6.650					10.850	(70)
					3.600	7.30	8.30	8.00	8.10	8.20	8.40	8.150					11.750	(62)
					5.400	9.10	9.30	9.10	9.10	9.10	9.10	9.100					14.400	(53)
					4.400	8.70	8.60	8.50	8.70	8.80	8.60	8.650					13.050	(41)
					4.700	7.80	8.00	7.50	8.00	7.80	7.90	7.875					12.575	(35)
<b>Total 76.075</b>																		
41	366	ARICAN Ferhat	TUR		4.800	7.50	8.00	8.50	8.40	7.80	8.00	8.050			12.850	(68)		
					4.100	6.20	6.70	6.70	6.70	6.50	7.40	6.650					10.750	(72)
					4.600	7.50	7.50	8.00	8.10	7.80	7.90	7.800					12.400	(46)
					6.20	9.20	9.30	9.30	9.30	9.10	8.90	9.225					15.425	(9)
					5.40	8.80	8.60	8.90	8.80	9.00	8.70	8.800					14.100	(10)
					5.100	8.50	8.50	8.80	8.60	8.80	8.70	8.650					13.750	(10)
<b>Total 75.800</b>																		
42	285	BABOS Adam	HUN		5.000	8.50	8.80	8.60	8.40	9.00	8.70	8.650	0.1		13.550	(26)		
					4.100	8.00	8.00	8.30	8.00	8.50	7.80	8.075					12.175	(32)
					4.200	6.70	7.20	7.10	6.90	6.70	7.10	6.950					11.150	(78)
					5.400	9.10	9.10	9.10	9.20	9.20	9.00	9.125					14.525	(44)
					4.500	9.30	9.10	9.00	9.20	9.00	9.00	9.075					13.575	(18)
					4.800	5.90	5.30	5.60	6.40	6.20	6.40	6.025					10.825	(84)
<b>Total 75.800</b>																		











































INDIVIDUAL JUDGES SCORES  
JUNIORS TEAM COMPETITION AND QUALIFICATIONS FOR CII & CIII

THU 22 APR 2010 - 10:00

Rank	Bib	Name	NOC Code		D Score	E1	E2	E3	E4	E5	E6	E Score	Pen.	Vault 1 Vault 2	Total	Rank by App.
43	318	KOSZTKA Karl	NED		4.700	8.50	8.70	8.60	8.40	8.60	8.40	8.525			13.225	(46)
					3.200	7.80	7.90	8.10	8.00	8.10	8.00	8.000			11.200	(55)
					4.300	8.40	8.20	8.30	8.70	8.20	8.40	8.325			12.625	(40)
					5.400	9.30	9.00	8.90	9.10	9.20	8.90	9.050			14.450	(50)
					4.100	7.40	7.80	7.20	7.80	7.30	7.80	7.575			11.675	(104)
					4.000	8.50	8.50	8.60	8.30	8.50	8.40	8.475			12.475	(38)
<b>Total 75.650</b>																
44	237	KRASIAS Michalis	CYP		4.400	8.80	8.80	8.70	8.90	8.80	8.70	8.775			13.175	(48)
					4.500	7.40	7.40	7.40	7.30	6.90	6.90	7.250			11.750	(44)
					3.700	7.50	8.10	7.80	8.00	8.10	7.70	7.900			11.600	(66)
					5.400	8.90	8.90	8.90	9.00	8.90	9.00	8.925			14.325	(61)
					4.200	8.00	8.20	8.00	8.00	8.30	8.40	8.125			12.325	(85)
					3.900	8.30	8.10	7.60	8.30	7.90	8.30	8.150			12.050	(51)
<b>Total 75.225</b>																
45	306	TVOROGAL Robert	LTU		4.700	8.30	7.20	7.10	7.30	7.40	7.40	7.325			12.025	(108)
					4.900	6.20	6.30	6.60	5.90	6.40	6.10	6.250			11.150	(59)
					4.000	7.60	7.70	7.70	8.20	7.40	7.60	7.650			11.650	(64)
					5.400	8.60	9.00	8.90	8.90	8.90	8.70	8.850			14.250	(63)
					4.900	8.60	7.70	7.40	7.60	7.60	7.80	7.675			12.575	(68)
					5.000	8.60	8.40	8.40	8.20	8.60	8.70	8.500			13.500	(6)
<b>Total 75.150</b>																
46	320	LOVDAHL Conor	NED		4.600	8.30	8.10	8.00	8.10	8.10	8.40	8.150			12.750	(76)
					2.900	8.00	7.60	7.80	8.10	7.80	7.60	7.800			10.700	(75)
					4.200	7.70	8.30	8.20	7.70	7.70	8.00	7.900			12.100	(53)
					5.400	9.10	9.20	8.90	8.80	8.80	9.10	8.975			14.375	(56)
					3.700	8.80	8.30	8.50	8.80	8.80	8.50	8.650			12.350	(81)
					4.100	8.00	8.60	8.90	8.50	8.70	8.60	8.600			12.700	(30)
<b>Total 74.975</b>																
47	231	BOROSA Filip	CRO		4.900	8.40	8.30	8.30	8.50	8.30	8.40	8.350			13.250	(43)
					4.400	8.10	8.20	7.90	7.90	8.00	7.90	7.975			12.375	(28)
					3.600	7.60	7.80	8.00	7.40	8.20	7.70	7.775			11.375	(71)
					5.400	8.70	8.60	8.50	8.40	8.40	8.50	8.500			13.900	(72)
					4.400	7.80	8.40	8.20	8.30	8.10	8.00	8.150			12.550	(69)
					3.700	7.70	8.00	7.50	7.80	7.00	8.20	7.750			11.450	(75)
<b>Total 74.900</b>																
48	331	FRAGOSO Francisco	POR		4.200	8.60	8.80	8.70	8.80	8.50	8.80	8.725			12.925	(63)
					4.200	6.20	6.50	6.60	6.00	6.00	6.70	6.325			10.525	(77)
					4.600	7.70	8.20	8.60	8.60	8.20	8.20	8.300			12.900	(29)
					5.400	9.00	9.30	9.20	9.20	9.30	9.20	9.225			14.625	(39)
					4.200	7.80	8.00	8.20	7.70	8.00	7.90	7.925			12.125	(94)
					4.400	7.20	7.40	7.30	7.60	7.20	8.50	7.375			11.775	(63)
<b>Total 74.875</b>																





































INDIVIDUAL JUDGES SCORES  
JUNIORS TEAM COMPETITION AND QUALIFICATIONS FOR CII & CIII

THU 22 APR 2010 - 10:00

Rank	Bib	Name	NOC Code		D Score	E1	E2	E3	E4	E5	E6	E Score	Pen.	Vault 1 Vault 2	Total	Rank by App.
49	278	KONSTANTINIDIS C.	GRE		5.000	7.60	8.00	7.90	7.80	8.20	7.60	7.825			12.825	(70)
					4.200	6.40	7.00	7.50	6.90	7.10	6.50	6.875			11.075	(60)
					4.700	8.10	8.20	8.70	8.30	8.50	8.40	8.350			13.050	(28)
					5.80	8.90	8.90	8.80	8.80	8.90	8.90	8.875		14.675	14.675	(31)
					5.40	9.30	9.30	9.10	9.10	9.30	9.40	9.250		14.650	14.650	(31)
					4.100	8.40	8.80	8.40	8.30	8.60	8.50	8.475			12.575	(66)
					3.800	6.90	7.10	6.70	6.70	6.50	7.50	6.850			10.650	(89)
		<b>Total 74.850</b>														
50	369	COLAK Ibrahim	TUR		4.600	8.10	8.00	8.00	7.20	8.10	7.70	7.950	0.1		12.450	(96)
					4.000	7.40	7.20	6.80	7.30	7.20	7.60	7.275			11.275	(53)
					4.300	8.00	8.20	8.00	8.60	7.50	7.90	8.025			12.325	(49)
					5.000	9.00	9.10	9.10	9.20	9.00	8.80	9.050			14.050	(71)
					4.700	8.40	8.30	8.80	8.10	8.20	8.10	8.250			12.950	(45)
					4.000	7.70	7.80	7.60	8.20	7.10	7.50	7.650			11.650	(68)
																
		<b>Total 74.700</b>														
51	325	PLANKE Lars Joyce	NOR		4.400	8.80	8.60	8.60	8.60	8.70	8.40	8.625			13.025	(60)
					3.500	7.20	7.50	7.40	7.60	7.30	7.60	7.450			10.950	(67)
					4.100	8.60	8.60	8.00	8.70	8.20	8.40	8.450			12.550	(42)
					5.400	8.60	8.70	8.80	8.90	8.80	9.00	8.800	0.5		13.700	(82)
					3.600	8.80	8.90	8.70	9.10	8.60	8.60	8.750			12.350	(80)
					4.200	7.90	7.60	7.50	7.30	7.70	7.80	7.650			11.850	(59)
																
		<b>Total 74.425</b>														
52	208	FUSSENEGGER Michael	AUT		4.500	8.90	8.90	8.70	8.80	8.80	8.70	8.800			13.300	(38)
					3.200	7.80	7.10	8.00	8.20	7.30	7.90	7.750			10.950	(65)
					3.100	8.10	7.40	8.30	7.60	7.80	7.60	7.775			10.875	(83)
					5.400	9.10	9.00	8.90	8.90	9.00	9.10	9.000	0.1		14.300	(62)
					3.600	9.40	9.20	9.30	9.20	9.30	9.30	9.275			12.875	(48)
					3.700	8.20	8.50	8.50	8.20	8.50	8.30	8.375			12.075	(49)
																
		<b>Total 74.375</b>														
53	319	ZUIDEMA Justen	NED		4.100	8.30	8.90	8.60	8.30	8.80	8.60	8.575			12.675	(81)
					3.700	7.30	7.00	6.90	7.00	7.00	6.90	6.975			10.675	(76)
					4.500	8.30	7.70	8.10	8.30	8.40	7.80	8.125			12.625	(41)
					4.600	9.00	8.90	8.90	8.90	9.00	9.10	8.950			13.550	(91)
					4.100	8.60	8.80	8.70	8.50	8.60	8.60	8.625			12.725	(62)
					3.500	8.10	8.40	8.20	7.80	8.20	8.10	8.150			11.650	(67)
																
		<b>Total 73.900</b>														
54	280	KOULIS M.	GRE		5.100	7.00	7.70	7.40	7.60	7.90	7.50	7.550			12.650	(87)
					3.700	6.50	6.10	6.30	6.00	6.50	6.60	6.350			10.050	(90)
					4.200	7.30	8.00	7.80	8.30	7.60	7.90	7.825			12.025	(57)
					4.600	9.10	9.10	9.00	9.20	9.10	9.10	9.100			13.700	(81)
					5.000	8.40	8.30	8.70	8.20	8.20	8.40	8.325			13.325	(25)
					3.600	7.50	7.90	7.90	8.00	7.60	7.80	7.800			11.400	(76)
																
		<b>Total 73.150</b>														

INDIVIDUAL JUDGES SCORES  
JUNIORS TEAM COMPETITION AND QUALIFICATIONS FOR CII & CIII






































THU 22 APR 2010 - 10:00

Rank	Bib	Name	NOC Code		D Score	E1	E2	E3	E4	E5	E6	E Score	Pen.	Vault 1 Vault 2	Total	Rank by App.
55	209	KRANZLMUELLER S.	AUT		4.000	8.70	8.80	8.60	8.70	8.50	8.60	8.650			12.650	(85)
					4.100	8.00	7.10	7.60	7.70	7.10	7.90	7.575			11.675	(45)
					3.600	7.90	7.80	7.80	7.70	7.80	7.60	7.775			11.375	(72)
					4.600	9.00	8.90	8.80	9.00	8.80	9.10	8.925			13.525	(92)
					3.900	8.40	8.50	8.20	8.60	8.20	8.60	8.425			12.325	(83)
					4.000	7.30	7.40	7.80	7.80	7.40	7.70	7.575			11.575	(71)
<b>Total 73.125</b>																
56	347	ZUNKO Zan	SLO		4.300	8.90	8.90	8.70	8.60	8.70	8.60	8.725			13.025	(59)
					3.300	7.50	6.60	7.30	7.10	7.00	7.10	7.125			10.425	(79)
					3.400	7.30	7.40	7.40	6.90	7.40	7.90	7.375			10.775	(86)
					5.40	9.20	9.20	9.20	9.10	9.10	9.00	9.150	0.1	14.450	14.450	(49)
					4.20	9.30	9.20	9.10	9.20	9.20	9.20	9.200		13.400		
					4.200	8.20	8.60	8.50	8.90	8.60	8.60	8.575			12.775	(58)
<b>Total 72.825</b>																
57	281	MAKRA Laszlo	HUN		4.600	8.30	8.70	8.50	8.50	8.90	8.60	8.575			13.175	(49)
					3.800	6.60	6.80	7.30	6.10	6.20	6.20	6.450			10.250	(86)
					4.100	7.00	7.40	7.70	7.20	7.20	7.60	7.350			11.450	(69)
					5.400	7.50	7.70	7.80	8.00	7.80	7.60	7.725	0.4		12.725	(109)
					4.100	8.50	8.50	8.20	8.70	8.50	8.60	8.525			12.625	(63)
					4.300	8.20	8.20	8.20	8.20	7.70	8.00	8.150			12.450	(43)
<b>Total 72.675</b>																
58	286	O'CONNOR Christopher	IRL		4.200	8.70	8.50	8.60	8.60	8.70	8.40	8.600			12.800	(71)
					3.600	6.70	6.80	6.80	6.90	6.60	6.80	6.775			10.375	(83)
					4.400	7.70	7.60	8.00	8.20	8.00	8.70	7.975			12.375	(47)
					4.600	9.00	9.10	9.10	8.90	9.00	9.10	9.050			13.650	(85)
					4.000	8.20	8.70	8.70	8.40	8.10	8.30	8.400			12.400	(79)
					3.700	7.30	7.30	7.40	7.30	7.10	7.40	7.325			11.025	(82)
<b>Total 72.625</b>																
59	240	PAPAEVRIPIDOU Xenios	CYP		4.500	7.70	8.10	7.90	8.00	8.10	7.60	7.925	0.1		12.325	(100)
					3.900	6.70	7.20	7.70	7.40	6.90	6.50	7.050			10.950	(68)
					3.700	6.00	6.60	6.40	7.00	7.20	7.00	6.750			10.450	(92)
					5.400	9.00	8.70	8.70	8.70	8.80	9.00	8.800	0.1		14.100	(70)
					4.400	7.70	7.90	8.10	8.20	8.50	8.10	8.075			12.475	(75)
					4.900	7.40	7.40	7.30	7.50	7.20	8.20	7.400			12.300	(45)
<b>Total 72.600</b>																
60	249	RYDBERG Kasper	DEN		4.400	8.20	8.60	8.70	8.50	8.80	8.30	8.525			12.925	(64)
					2.900	7.40	6.90	7.40	6.70	7.50	7.50	7.300			10.200	(87)
					3.500	8.20	7.80	8.10	8.50	7.80	8.10	8.050			11.550	(68)
					4.600	8.80	9.00	9.00	9.00	8.90	9.30	8.975			13.575	(87)
					3.700	8.50	8.90	8.50	9.00	8.80	8.90	8.775			12.475	(74)
					3.200	8.50	8.70	8.90	8.40	8.90	8.10	8.625			11.825	(60)
<b>Total 72.550</b>																








































INDIVIDUAL JUDGES SCORES  
JUNIORS TEAM COMPETITION AND QUALIFICATIONS FOR CII & CIII

THU 22 APR 2010 - 10:00

Rank	Bib	Name	NOC Code		D Score	E1	E2	E3	E4	E5	E6	E Score	Pen.	Vault 1 Vault 2	Total	Rank by App.
61	346	PECAN Matic	SLO		4.500	8.90	8.90	8.70	8.80	8.50	8.50	8.725			13.225	(45)
					3.100	6.30	6.20	6.00	6.30	6.40	6.60	6.300			9.400	(96)
					4.300	7.00	7.20	7.60	7.20	7.50	7.40	7.325			11.625	(65)
					4.600	9.00	9.30	9.00	9.10	9.20	9.00	9.075			13.675	(83)
					3.900	8.90	9.00	8.70	9.10	8.70	8.30	8.825			12.725	(61)
					3.700	7.80	8.20	7.80	8.20	8.40	8.20	8.100			11.800	(61)
<b>Total 72.450</b>																
62	284	SELMECZI Bank	HUN		4.700	8.10	8.20	8.30	8.00	7.90	8.10	8.100	0.1		12.700	(80)
					4.000	6.70	5.50	6.50	6.50	6.00	7.30	6.425			10.425	(82)
					4.400	7.80	7.90	7.70	7.40	7.40	8.20	7.700			12.100	(55)
					4.600	9.00	9.20	9.20	9.10	9.10	9.20	9.150			13.750	(78)
					4.100	8.60	8.90	9.50	8.90	8.80	8.70	8.825			12.925	(47)
					3.700	7.00	6.90	6.70	7.10	6.00	6.70	6.825			10.525	(94)
<b>Total 72.425</b>																
63	207	FRICK Juergen	AUT		5.000	8.70	8.50	8.70	8.70	9.00	8.50	8.650			13.650	(22)
					2.700	7.30	7.30	6.80	7.30	7.80	7.30	7.300			10.000	(92)
					3.800	7.90	8.20	8.40	7.90	8.10	7.90	8.025			11.825	(59)
					5.400	8.80	8.90	8.80	8.70	8.80	8.90	8.825	0.1		14.125	(69)
					4.100	8.30	8.60	8.20	8.40	8.60	8.40	8.425			12.525	(70)
					3.100	7.00	7.40	6.80	6.80	6.50	7.30	6.975			10.075	(100)
<b>Total 72.200</b>																
64	362	ARGALAS Martin	SVK		4.100	9.00	8.80	8.50	8.60	9.00	8.80	8.800			12.900	(65)
					3.100	8.00	8.20	8.20	7.90	8.50	7.90	8.075			11.175	(57)
					3.600	6.80	6.90	7.50	7.30	7.30	7.20	7.175			10.775	(87)
					4.60	9.10	9.20	9.00	9.30	9.20	9.20	9.175		13.775	13.775	(74)
					3.80	9.40	9.20	9.20	9.30	9.40	9.40	9.325		13.125	13.125	(74)
					3.900	9.00	8.60	8.50	9.10	8.80	8.90	8.825			12.725	(60)
	4.000	6.40	7.40	6.50	6.70	6.90	7.10	6.800			10.800	(86)				
<b>Total 72.150</b>																
65	264	PHILIPPE Mathias	FRA		4.800	9.00	8.90	9.00	8.60	9.00	9.00	8.975			13.775	(14)
					2.600	3.40	3.50	3.70	3.20	3.00	2.90	3.275			5.875	(108)
					4.600	8.80	8.60	8.30	9.10	8.90	8.60	8.725			13.325	(16)
					5.400	9.30	9.30	9.20	9.20	9.20	9.30	9.250			14.650	(34)
					4.400	8.90	8.50	8.70	8.90	8.70	9.00	8.800			13.200	(33)
					3.700	7.30	7.50	7.30	7.40	7.90	7.60	7.450			11.150	(81)
<b>Total 71.975</b>																
66	210	SCHWAB Johannes	AUT		4.400	8.30	8.50	8.50	8.40	8.50	8.80	8.475			12.875	(67)
					3.000	8.10	8.10	7.90	7.80	8.10	8.60	8.050			11.050	(62)
					3.100	6.70	6.40	7.00	6.90	7.00	6.70	6.825			9.925	(101)
					4.600	9.00	9.10	8.80	9.00	9.00	8.90	8.975	0.1		13.475	(96)
					3.700	8.40	8.70	8.50	8.70	8.50	8.50	8.550			12.250	(87)
					4.400	7.60	7.80	7.60	8.00	8.00	8.20	7.850			12.250	(46)
<b>Total 71.825</b>																





































INDIVIDUAL JUDGES SCORES  
JUNIORS TEAM COMPETITION AND QUALIFICATIONS FOR CII & CIII

THU 22 APR 2010 - 10:00

Rank	Bib	Name	NOC Code		D Score	E1	E2	E3	E4	E5	E6	E Score	Pen.	Vault 1 Vault 2	Total	Rank by App.
67	254	ALONSO CALVO Adria	ESP		4.400	8.40	8.80	8.50	8.40	8.70	8.90	8.600			13.000	(62)
					4.500	6.60	7.40	7.00	7.20	6.70	7.00	6.975			11.475	(49)
					3.700	6.00	6.00	6.80	6.60	7.10	6.40	6.450			10.150	(96)
					5.400	8.20	8.10	8.20	8.40	8.80	8.60	8.350	0.3		13.450	(100)
					4.700	8.20	8.50	8.80	8.60	8.50	8.60	8.550			13.250	(30)
					4.600	6.20	5.00	4.70	6.10	5.80	5.70	5.650			10.250	(97)
<b>Total 71.575</b>																
68	242	PECKA Stepan	CZE		3.800	8.10	8.30	8.20	8.50	8.40	8.10	8.250			12.050	(107)
					3.000	6.50	6.30	7.00	6.30	7.30	6.60	6.600			9.600	(95)
					4.500	7.60	7.50	7.90	8.30	8.20	7.80	7.875			12.375	(48)
					5.400	7.80	8.10	8.10	7.80	8.00	8.20	8.000			13.400	(101)
					4.000	7.50	8.00	7.50	7.90	7.60	7.70	7.675			11.675	(103)
					4.000	8.40	8.40	8.40	8.60	8.60	8.30	8.450			12.450	(42)
<b>Total 71.550</b>																
69	324	ULVEN Peder	NOR		4.300	8.50	8.20	8.20	8.50	8.50	8.20	8.350			12.650	(86)
					3.000	5.60	5.60	6.00	5.90	5.70	6.70	5.800			8.800	(102)
					3.100	8.20	8.80	8.40	7.80	8.10	8.30	8.250			11.350	(73)
					4.600	9.20	9.10	8.90	9.40	9.30	9.30	9.225			13.825	(73)
					3.700	9.10	9.20	9.40	9.40	9.30	9.20	9.275			12.975	(42)
					3.700	8.00	8.20	8.00	8.40	8.20	8.30	8.175			11.875	(57)
<b>Total 71.475</b>																
70	363	VARGOVSKY Ivan	SVK		4.200	8.50	8.40	8.70	8.10	8.60	8.60	8.525			12.725	(77)
					4.300	7.40	7.50	6.80	7.20	7.40	7.80	7.375			11.675	(46)
					3.800	7.90	8.20	8.10	7.40	8.00	8.00	8.000			11.800	(61)
					5.40	9.10	9.30	9.30	9.20	9.10	9.50	9.225	14.625		14.625	(40)
					4.60	7.70	7.80	7.80	7.90	8.50	8.20	7.925	12.525		12.525	(40)
					3.900	7.30	7.90	7.50	7.10	7.80	7.90	7.625			11.525	(107)
	2.700	6.10	6.40	6.30	6.80	6.00	6.80	6.400			9.100	(108)				
<b>Total 71.450</b>																
71	307	KUZMICKAS Tomas	LTU		5.000	8.70	8.40	8.20	8.10	8.20	8.20	8.250			13.250	(44)
					3.800	7.00	7.00	6.40	6.30	6.50	6.60	6.625			10.425	(81)
					3.700	7.40	7.40	7.80	8.30	7.40	7.60	7.550			11.250	(76)
					5.400	8.00	8.20	8.00	8.00	8.20	8.30	8.100	0.3		13.200	(103)
					4.500	8.20	8.60	8.60	8.50	8.20	8.50	8.450			12.950	(44)
					4.200	6.40	6.30	6.10	5.80	6.00	6.30	6.175			10.375	(96)
<b>Total 71.450</b>																
72	206	BAUER Alwin	AUT		4.200	7.90	8.20	7.90	7.90	8.40	8.20	8.050			12.250	(103)
					3.100	7.10	7.10	7.20	7.00	7.20	7.00	7.100			10.200	(88)
					3.000	8.10	7.90	8.10	7.90	8.10	8.10	8.050			11.050	(80)
					4.600	9.20	9.00	9.00	8.90	9.00	9.20	9.050			13.650	(84)
					4.000	8.90	8.80	8.60	8.90	8.50	9.00	8.800			12.800	(56)
					3.100	8.50	8.60	8.30	8.40	8.30	8.30	8.375			11.475	(73)
<b>Total 71.425</b>																





































INDIVIDUAL JUDGES SCORES  
JUNIORS TEAM COMPETITION AND QUALIFICATIONS FOR CII & CIII

THU 22 APR 2010 - 10:00

Rank	Bib	Name	NOC Code		D Score	E1	E2	E3	E4	E5	E6	E Score	Pen.	Vault 1 Vault 2	Total	Rank by App.
73	311	CROVETTO Kevin	MON		3.900	8.10	7.90	8.00	8.30	7.90	7.80	7.975			11.875	(110)
					3.200	5.70	5.20	5.70	4.70	4.40	4.60	5.050			8.250	(104)
					3.800	7.00	8.00	7.80	8.10	8.00	8.00	7.950			11.750	(63)
					5.400	9.10	9.00	9.00	9.20	9.20	9.10	9.100			14.500	(47)
					3.900	8.40	8.70	8.20	8.90	8.40	8.30	8.450			12.350	(82)
					3.900	8.40	8.50	8.10	8.20	8.60	8.20	8.325			12.225	(47)
<b>Total 70.950</b>																
74	241	RADOVESNICKY Daniel	CZE		4.600	7.10	7.40	7.00	7.00	7.20	7.40	7.175			11.775	(113)
					3.000	6.60	7.40	6.90	6.80	5.90	7.10	6.850			9.850	(94)
					4.000	6.70	6.30	7.80	7.30	7.00	6.90	6.975			10.975	(81)
					4.600	8.50	8.70	8.80	8.70	8.70	8.90	8.725			13.325	(102)
					3.800	9.00	9.00	9.10	9.10	9.10	9.00	9.050			12.850	(50)
					3.400	8.50	8.50	8.60	8.40	8.70	8.20	8.500			11.900	(56)
<b>Total 70.675</b>																
75	232	KOVACEVIC Anton	CRO		4.600	8.30	8.20	8.30	8.10	8.00	8.10	8.175			12.775	(74)
					3.500	7.30	7.10	7.20	7.30	6.70	7.60	7.225			10.725	(74)
					2.900	7.40	7.20	7.70	7.00	7.50	7.50	7.400			10.300	(93)
					3.800	7.80	8.40	8.60	8.40	8.10	8.00	8.225	0.4		11.625	(115)
					4.200	9.10	8.90	8.80	8.90	8.90	9.00	8.925			13.125	(37)
					3.400	8.80	8.70	8.70	8.40	7.90	8.50	8.575			11.975	(53)
<b>Total 70.525</b>																
76	350	RAUTER Tine	SLO		4.400	8.30	8.50	8.30	8.20	8.40	8.30	8.325			12.725	(78)
					3.200	7.50	7.90	7.00	7.40	7.80	7.40	7.525			10.725	(73)
					3.600	7.20	7.10	7.50	7.20	7.40	7.20	7.250			10.850	(85)
					5.400	9.20	9.20	9.10	9.10	8.90	9.10	9.125	0.1		14.425	(52)
					3.500	9.00	8.90	9.00	8.70	9.00	8.80	8.925			12.425	(78)
					2.200	7.20	7.20	7.20	7.00	6.90	6.80	7.075			9.275	(107)
<b>Total 70.425</b>																
77	287	FOX Daniel	IRL		3.700	8.60	8.40	8.40	9.00	8.00	8.80	8.550			12.250	(102)
					3.300	8.20	8.00	7.40	7.50	7.00	7.90	7.700			11.000	(64)
					3.100	9.00	8.70	8.50	9.00	8.30	8.60	8.700			11.800	(60)
					3.000	9.30	9.00	9.00	9.30	9.00	9.50	9.150			12.150	(113)
					3.600	8.00	8.30	8.70	8.60	8.40	8.40	8.425			12.025	(98)
					1.800	9.00	8.80	8.80	9.00	9.20	8.60	8.900			10.700	(88)
<b>Total 69.925</b>																
78	368	ONDER Ahmet	TUR		4.900	7.80	7.20	7.90	7.70	8.20	7.20	7.650			12.550	(92)
					4.300	8.10	8.00	7.60	8.40	8.30	8.20	8.150			12.450	(27)
					2.700	5.30	5.40	6.00	6.40	6.10	5.60	5.775			8.475	(108)
					4.000	9.00	9.00	9.00	9.10	9.00	9.30	9.025			13.025	(107)
					5.000	7.00	7.70	6.60	6.30	6.70	5.90	6.650			11.650	(105)
					4.400	7.30	7.20	7.40	6.60	7.50	7.30	7.300			11.700	(66)
<b>Total 69.850</b>																





































INDIVIDUAL JUDGES SCORES  
JUNIORS TEAM COMPETITION AND QUALIFICATIONS FOR CII & CIII

THU 22 APR 2010 - 10:00

Rank	Bib	Name	NOC Code		D Score	E1	E2	E3	E4	E5	E6	E Score	Pen.	Vault 1 Vault 2	Total	Rank by App.
79	291	GUNNARSSON Jon	ISL		4.000	8.10	7.70	8.10	7.90	7.90	7.70	7.900			11.900	(109)
					3.700	7.50	6.50	7.00	6.70	7.50	7.50	7.175			10.875	(69)
					2.900	7.80	7.60	8.20	8.30	8.00	8.00	8.000			10.900	(82)
					4.600	8.80	9.00	8.80	9.00	9.00	9.00	8.950			13.550	(90)
					3.800	9.00	8.80	9.10	9.00	9.10	8.90	9.000			12.800	(54)
					3.000	7.00	6.80	6.80	6.60	6.30	7.00	6.800			9.800	(103)
<b>Total 69.825</b>																
80	364	KISS Michal	SVK		4.300	8.30	8.90	8.30	8.50	8.80	8.40	8.500			12.800	(72)
					3.500	7.10	7.20	7.50	7.40	7.00	7.40	7.275			10.775	(71)
					2.300	7.70	7.80	7.30	7.20	7.40	7.80	7.550			9.850	(103)
					4.000	9.00	9.10	8.70	8.90	9.10	9.10	9.025			13.025	(106)
					3.700	8.70	9.10	8.70	8.80	9.00	8.70	8.800			12.500	(72)
					3.300	7.20	7.30	7.30	7.40	8.10	7.80	7.450			10.750	(87)
<b>Total 69.700</b>																
81	271	KEIL C.	GER		4.600	8.50	8.60	8.50	8.60	8.80	8.60	8.575			13.175	(51)
					4.500	8.20	8.30	8.20	8.50	8.10	8.20	8.225			12.725	(19)
					1.400	0.30	0.40	1.40	0.40	0.30	0.60	0.425			1.825	(113)
					5.800	9.00	9.10	9.00	9.20	9.30	9.00	9.075	0.1		14.775	(27)
					4.600	9.20	9.30	9.20	9.30	9.20	9.20	9.225			13.825	(6)
					4.700	8.20	8.30	8.10	8.00	8.20	8.20	8.175			12.875	(24)
<b>Total 69.200</b>																
82	353	DORDEVIC Dusan	SRB		4.600	7.50	7.90	8.00	8.10	8.10	8.20	8.025			12.625	(88)
					4.200	7.00	7.80	6.90	6.80	7.30	6.80	7.000			11.200	(56)
					3.000	7.40	7.70	7.50	7.10	7.30	7.70	7.475			10.475	(91)
					4.600	8.80	9.10	9.00	8.80	8.80	8.80	8.850			13.450	(99)
					3.600	7.50	7.50	7.40	7.20	7.70	7.60	7.500			11.100	(108)
					2.700	7.20	7.30	7.20	7.50	7.10	7.30	7.250			9.950	(101)
<b>Total 68.800</b>																
83	246	FRANSEN Marcus	DEN		4.400	8.50	8.30	8.30	8.20	8.40	8.60	8.375	0.1		12.675	(83)
					3.000	6.40	5.90	6.20	6.00	6.00	6.20	6.100			9.100	(101)
					2.400	8.50	8.30	8.60	9.00	8.40	8.30	8.450			10.850	(84)
					4.600	9.00	9.00	9.10	8.90	8.90	9.10	9.000	0.1		13.500	(93)
					3.500	8.50	8.70	8.70	8.80	8.70	8.50	8.650			12.150	(92)
					2.600	7.80	8.10	7.80	8.00	8.00	7.80	7.900			10.500	(95)
<b>Total 68.775</b>																
84	248	JOHANSEN Mathias	DEN		4.000	8.90	8.40	8.40	8.80	8.60	8.60	8.600			12.600	(89)
					2.800	6.50	6.70	7.00	5.90	5.80	6.80	6.475			9.275	(99)
					2.900	6.50	6.70	7.10	7.80	7.30	7.30	7.100			10.000	(99)
					4.600	9.10	9.10	9.10	9.20	9.20	9.20	9.150			13.750	(77)
					3.400	9.20	9.00	9.00	8.80	9.10	9.00	9.025			12.425	(77)
					3.000	7.20	8.00	7.50	8.00	7.20	7.80	7.625			10.625	(90)
<b>Total 68.675</b>																





































INDIVIDUAL JUDGES SCORES  
JUNIORS TEAM COMPETITION AND QUALIFICATIONS FOR CII & CIII

THU 22 APR 2010 - 10:00

Rank	Bib	Name	NOC Code		D Score	E1	E2	E3	E4	E5	E6	E Score	Pen.	Vault 1 Vault 2	Total	Rank by App.
85	348	MAURIC Primoz	SLO		4.100	8.20	8.50	8.50	8.50	8.00	8.60	8.425			12.525	(94)
					3.500	7.00	6.90	6.50	6.80	7.30	7.00	6.925			10.425	(80)
					3.200	7.00	6.70	7.00	6.70	7.00	7.00	6.925			10.125	(98)
					4.600	9.00	9.10	9.10	8.70	8.70	9.00	8.950			13.550	(89)
					4.200	7.90	8.10	7.50	7.90	8.00	7.90	7.925			12.125	(95)
					2.200	7.40	7.90	7.50	7.10	7.20	7.80	7.475			9.675	(104)
<b>Total 68.425</b>																
86	355	DEJANOVIC Bojan	SRB		3.900	8.50	8.90	8.60	8.70	8.60	8.60	8.625			12.525	(93)
					4.300	6.00	5.80	5.00	5.50	5.60	6.50	5.725			10.025	(91)
					2.500	6.00	7.00	7.20	6.60	6.50	7.20	6.825			9.325	(106)
					4.600	9.20	9.10	9.00	9.00	9.00	9.00	9.025			13.625	(86)
					3.900	8.30	8.40	8.10	8.00	8.20	8.10	8.175			12.075	(97)
					2.700	7.80	8.00	7.90	7.90	7.70	7.60	7.825			10.525	(92)
<b>Total 68.100</b>																
87	250	RIDDER Lukas	DEN		4.200	8.30	8.20	8.50	8.60	8.20	8.50	8.375	0.1		12.475	(95)
					3.200	7.60	7.10	7.50	6.90	6.50	7.60	7.275			10.475	(78)
					2.700	7.60	7.10	7.30	7.40	7.40	7.60	7.425			10.125	(97)
					4.600	9.20	9.10	9.20	9.20	9.00	9.20	9.175	0.3		13.475	(95)
					3.900	8.10	8.40	8.00	8.20	8.50	8.50	8.300			12.200	(91)
					3.500	5.80	6.10	6.00	5.60	5.60	6.00	5.850			9.350	(106)
<b>Total 68.100</b>																
88	244	PAZDERA Martin	CZE		4.000	8.20	8.20	8.10	8.00	8.30	8.50	8.200			12.200	(104)
					3.300	7.20	7.70	7.90	7.50	7.80	7.60	7.650			10.950	(66)
					2.300	7.80	7.90	7.50	8.00	8.00	8.10	7.925			10.225	(95)
					3.800	7.40	7.70	7.70	8.10	7.70	7.80	7.725	0.3		11.225	(116)
					3.500	8.90	8.60	8.70	8.90	8.50	8.90	8.775			12.275	(86)
					2.500	7.80	8.30	8.40	8.30	8.60	8.20	8.300			10.800	(85)
<b>Total 67.675</b>																
89	258	PAIVANEN Jimi	FIN		3.900	8.30	8.50	8.40	9.00	8.60	8.00	8.450			12.350	(98)
					3.200	2.00	2.20	2.30	2.10	2.00	2.20	2.125			5.325	(110)
					2.700	9.10	8.90	8.50	8.90	8.70	8.90	8.850			11.550	(67)
					4.600	9.00	9.10	9.20	9.50	9.10	9.30	9.175			13.775	(76)
					3.200	8.80	8.10	8.60	8.70	9.00	8.50	8.650			11.850	(101)
					3.100	8.90	8.70	8.70	9.00	8.90	8.60	8.800			11.900	(55)
<b>Total 66.750</b>																
90	323	ANDERSEN K.	NOR		5.000	8.60	8.40	8.30	8.70	8.50	8.40	8.475	0.1		13.375	(31)
					2.900	7.50	7.20	6.50	6.50	7.20	7.00	6.975			9.875	(93)
					2.100	3.70	3.60	3.20	3.40	3.40	3.60	3.500			5.600	(110)
					5.400	9.20	9.30	9.20	9.20	9.20	9.20	9.200	0.1		14.500	(46)
					3.600	8.80	8.80	9.10	9.20	9.10	9.00	9.000			12.600	(64)
					3.300	7.00	7.60	7.10	7.60	7.10	7.10	7.225			10.525	(93)
<b>Total 66.475</b>																




































INDIVIDUAL JUDGES SCORES  
JUNIORS TEAM COMPETITION AND QUALIFICATIONS FOR CII & CIII

THU 22 APR 2010 - 10:00

Rank	Bib	Name	NOC Code		D Score	E1	E2	E3	E4	E5	E6	E Score	Pen.	Vault 1 Vault 2	Total	Rank by App.
91	243	KARDOS David	CZE		4.300	8.10	8.20	8.40	8.30	8.50	8.00	8.250			12.550	(91)
					3.000	7.60	7.50	6.90	7.30	7.20	7.10	7.275			10.275	(85)
					2.300	3.40	2.20	3.60	2.80	3.30	3.60	3.275			5.575	(111)
					4.600	8.90	9.00	9.00	8.90	8.80	8.80	8.900			13.500	(94)
					3.500	9.00	8.90	8.90	9.10	8.90	9.10	8.975			12.475	(73)
					3.100	8.50	8.30	8.00	8.30	8.50	8.30	8.350			11.450	(74)
<b>Total 65.825</b>																
92	305	VINCENZI Aramis	ITA		4.800	8.70	9.00	8.90	8.80	9.10	9.00	8.925			13.725	(17)
					4.400	7.60	7.90	7.90	8.00	7.80	7.80	7.850			12.250	(30)
					5.400	9.30	9.20	9.20	9.10	9.30	9.30	9.250			14.650	(35)
					4.400	8.50	8.50	8.90	8.50	8.40	8.70	8.550			12.950	(43)
					3.700	8.50	8.10	8.20	8.20	8.20	8.10	8.175			11.875	(58)
																
<b>Total 65.450</b>																
93	257	HOLOPAINEN Kasper	FIN		4.400	8.00	8.50	8.50	8.50	8.30	8.20	8.375	0.1		12.675	(82)
					2.100	1.20	1.80	1.40	1.40	0.90	1.70	1.425			3.525	(112)
					3.000	7.50	7.30	7.50	7.70	7.70	7.30	7.500			10.500	(89)
					5.40	8.70	8.60	9.10	9.10	8.90	9.20	8.950		14.350	14.350	(58)
					4.20	9.30	8.90	9.20	9.10	9.10	9.20	9.150		13.350		
					3.500	8.60	8.90	9.00	8.60	8.60	8.70	8.700			12.200	(89)
<b>Total 65.050</b>																
94	367	ARABACIOGLU Emre	TUR		4.100	8.70	8.30	8.30	8.30	8.20	8.30	8.300			12.400	(97)
					2.700	5.40	4.80	5.00	4.80	4.70	5.10	4.925			7.625	(106)
					2.700	5.80	4.60	6.50	6.50	6.80	6.00	6.200			8.900	(107)
					4.600	9.20	8.70	8.80	9.00	8.90	9.10	8.950	0.1		13.450	(97)
					4.100	6.50	7.70	7.00	7.10	6.70	6.10	6.825			10.925	(110)
					3.500	8.00	8.20	8.30	8.10	8.20	8.30	8.200			11.700	(65)
<b>Total 65.000</b>																
95	211	AGHADADAYEV Elvin	AZE		4.100	8.30	7.80	7.60	7.50	7.70	7.70	7.700			11.800	(111)
					3.900	5.80	5.30	6.30	5.80	5.00	5.10	5.500			9.400	(97)
					3.900	5.00	5.40	6.30	6.50	5.80	6.40	5.975			9.875	(102)
					4.000	8.80	8.90	8.80	8.80	9.10	8.90	8.850	0.1		12.750	(108)
					4.600	6.10	6.60	5.60	6.80	6.20	6.50	6.350			10.950	(109)
					2.700	6.90	7.20	7.00	7.90	8.00	7.90	7.500			10.200	(99)
<b>Total 64.975</b>																
96	338	GROZA Andrei Ioan	ROU		5.100	9.00	9.10	9.00	9.10	8.70	9.00	9.025			14.125	(4)
					4.100	8.30	8.60	8.50	9.10	8.70	8.90	8.675			12.775	(31)
					5.400	9.30	9.40	9.60	9.60	9.40	9.50	9.475			14.875	(24)
					4.500	6.50	6.30	6.00	6.20	6.60	6.70	6.400			10.900	(111)
					4.700	6.50	6.30	6.80	7.00	6.40	7.20	6.675			11.375	(78)
																
<b>Total 64.050</b>																





































INDIVIDUAL JUDGES SCORES  
JUNIORS TEAM COMPETITION AND QUALIFICATIONS FOR CII & CIII

THU 22 APR 2010 - 10:00

Rank	Bib	Name	NOC Code		D Score	E1	E2	E3	E4	E5	E6	E Score	Pen.	Vault 1 Vault 2	Total	Rank by App.
97	349	ALHADI Omar	SLO		4.200	8.20	8.20	7.80	7.70	8.10	8.10	8.050	0.1		12.150	(106)
					3.400	5.20	4.90	4.30	4.80	4.30	4.70	4.675		8.075	(105)	
					3.700	7.10	7.30	7.90	7.70	7.90	7.60	7.625	11.325	(74)		
					3.800	8.90	8.80	8.70	8.60	8.80	8.90	8.800	0.1	12.500	(110)	
					4.100	8.20	8.30	8.50	8.10	7.60	8.30	8.225		12.325	(84)	
					2.600	5.20	5.00	4.60	5.00	4.80	6.20	5.000	7.600	(109)		
<b>Total 63.975</b>																
98	352	ILIC Gavriilo	SRB		4.500	6.10	6.10	6.50	6.70	6.90	6.70	6.500			11.000	(114)
					2.900	8.00	8.10	8.20	7.90	8.20	8.20	8.125	11.025	(63)		
					2.700	2.80	3.30	3.50	4.50	4.00	3.80	3.650	6.350	(109)		
					4.600	9.30	9.30	9.00	8.90	9.10	9.40	9.175	13.775	(75)		
					3.600	8.90	8.30	8.50	8.90	8.60	8.40	8.600	12.200	(90)		
					2.700	6.80	7.00	6.20	7.00	6.80	7.00	6.900	9.600	(105)		
<b>Total 63.950</b>																
99	253	PEREZ MARCHANT J.	ESP		4.600	8.20	8.70	8.70	8.50	8.30	8.60	8.525			13.125	(55)
					4.600	8.80	8.20	8.70	8.90	8.50	8.40	8.600	13.200	(23)		
					5.400	9.30	9.20	9.20	9.30	9.20	9.10	9.225	0.4	14.225	(65)	
					4.100	7.70	8.00	7.20	7.50	7.10	7.60	7.500		11.600	(106)	
					3.700	7.90	8.00	8.10	8.10	7.70	8.10	8.025	11.725	(64)		
				<b>Total 63.875</b>												
100	265	MICHOLET Stephen	FRA		4.100	8.90	9.00	9.00	9.20	8.90	8.90	8.950			13.050	(58)
					3.200	5.60	6.10	5.90	5.30	6.30	6.20	5.950	9.150	(100)		
					5.300	9.30	8.80	8.90	8.70	9.10	9.00	8.950	14.250	(2)		
					5.400	9.10	9.10	9.20	9.00	9.20	9.00	9.100	14.500	(47)		
					3.200	9.20	9.40	9.50	9.40	9.10	9.20	9.300	12.500	(71)		
																
<b>Total 63.450</b>																
101	274	RITTSCHIK Ivan	GER		5.000	9.00	8.80	8.90	8.90	8.70	8.70	8.825			13.825	(10)
					4.900	7.60	7.40	7.50	7.50	7.00	7.40	7.450	12.350	(29)		
					4.700	8.70	8.10	8.50	9.10	8.80	8.20	8.550	13.250	(21)		
					0.000	0.00	0.00	0.00	0.00	0.00	0.00	0.000	0.000	(117)		
					5.000	6.60	7.30	7.10	7.20	7.00	7.20	7.125	12.125	(96)		
					4.500	7.00	7.10	7.30	6.80	7.40	7.00	7.100	11.600	(70)		
<b>Total 63.150</b>																
102	259	LAULUMAA Petrus	FIN		4.300	8.50	9.00	8.90	8.70	8.90	8.80	8.825			13.125	(54)
					3.000	7.60	7.20	6.30	6.80	7.00	7.20	7.050	10.050	(89)		
					3.000	7.80	8.30	8.00	8.20	7.90	8.40	8.100	11.100	(79)		
					5.80	9.30	9.30	9.20	9.20	9.10	9.40	9.250	15.050	15.050	(19)	
					5.80	9.20	9.10	9.10	9.20	9.30	9.20	9.175		14.975		
					3.700	9.10	9.20	8.90	9.20	9.00	8.70	9.050	12.750	(59)		
<b>Total 62.075</b>																

INDIVIDUAL JUDGES SCORES  
JUNIORS TEAM COMPETITION AND QUALIFICATIONS FOR CII & CIII





































THU 22 APR 2010 - 10:00

Rank	Bib	Name	NOC Code		D Score	E1	E2	E3	E4	E5	E6	E Score	Pen.	Vault 1 Vault 2	Total	Rank by App.			
103	354	MRDENOVIC Nikola	SRB		4.400	7.20	8.30	8.30	7.70	7.60	7.90	7.875			12.275	(101)			
					2.200	2.10	2.50	2.20	1.50	2.20	2.20	2.175			4.375	(111)			
					2.400	7.30	6.70	7.00	6.20	6.90	7.40	6.975			9.375	(105)			
					4.600	9.00	9.00	8.90	8.90	8.90	9.20	8.950	0.1		13.450	(98)			
					3.000	8.50	8.00	7.60	7.40	7.60	7.60	7.700			10.700	(114)			
					2.500	7.40	7.60	7.10	7.00	7.10	7.70	7.300			9.800	(102)			
<b>Total 59.975</b>																			
104	239	LOUCAIDES Stefanos	CYP		4.300	8.60	8.50	8.60	8.50	8.70	8.70	8.600	0.3		12.600	(90)			
					2.900	7.40	7.20	8.20	7.20	7.50	7.50	7.400			10.300	(84)			
					3.600	5.80	6.60	7.00	6.20	7.30	6.90	6.675			10.275	(94)			
					3.800	8.60	8.60	8.70	8.70	8.50	8.70	8.650			12.450	(112)			
					3.500	7.80	7.90	8.20	7.70	8.00	7.10	7.850			11.350	(79)			
																			
<b>Total 56.975</b>																			
105	370	AKDOGAN Semih	TUR		4.200	8.20	7.80	8.20	8.20	8.20	8.00	8.150			12.350	(99)			
					3.500	2.40	1.20	2.10	2.00	2.20	2.20	2.125			5.625	(109)			
					3.500	6.40	6.40	7.30	7.30	7.40	7.00	7.000			10.500	(90)			
					4.600	8.90	9.10	9.20	9.40	9.10	9.10	9.125			13.725	(79)			
					3.900	6.60	7.30	6.80	7.40	7.00	6.80	6.975			10.875	(113)			
					2.500	1.00	1.50	0.80	1.30	1.00	1.10	1.100			3.600	(111)			
<b>Total 56.675</b>																			
106	304	LODADIO Marco	ITA		4.900	7.90	8.30	8.80	8.70	8.60	8.00	8.400			13.300	(41)			
					4.300	8.40	7.50	6.80	7.80	7.20	8.00	7.625			11.925	(42)			
					4.500	8.90	8.70	8.50	8.00	8.60	8.90	8.675			13.175	(24)			
					6.60	9.30	9.50	9.40	9.10	9.20	9.50	9.350		15.950	15.950	(1)			
					5.40	9.30	9.30	9.40	9.40	9.30	9.40	9.350		14.750					
																			
<b>Total 54.350</b>																			
107	340	KOTRONG A.	ROU		5.500	8.50	8.10	8.80	9.10	8.50	8.50	8.575			14.075	(6)			
					5.000	7.80	7.20	7.30	7.80	8.00	7.80	7.675			12.675	(20)			
					6.200	8.80	8.80	8.80	9.00	8.90	8.90	8.850	0.3		14.750	(28)			
																			
					4.500	8.10	8.40	8.40	8.40	8.30	8.30	8.350			12.850	(25)			
																			
<b>Total 54.350</b>																			
108	220	SIEMON Volkaert	BEL		5.300	8.80	9.00	9.10	9.00	9.20	9.10	9.050	0.1		14.250	(2)			
					4.800	7.00	6.90	6.80	6.50	7.00	6.80	6.875			11.675	(47)			
					6.20	9.00	9.00	9.00	9.10	9.10	9.10	9.050	0.3	14.950	14.950	(23)			
					5.80	9.30	9.30	9.30	9.30	9.30	9.40	9.300		15.100					
					4.000	7.90	7.90	7.60	7.60	7.70	7.70	7.725			11.725	(102)			
																			
<b>Total 52.600</b>																			







































INDIVIDUAL JUDGES SCORES  
JUNIORS TEAM COMPETITION AND QUALIFICATIONS FOR CII & CIII

THU 22 APR 2010 - 10:00

Rank	Bib	Name	NOC Code		D Score	E1	E2	E3	E4	E5	E6	E Score	Pen.	Vault 1 Vault 2	Total	Rank by App.
109	339	NISTOR I.	ROU													
					4.200	7.80	7.30	7.80	8.30	8.00	7.60	7.800			12.000	(39)
					4.800	8.30	8.70	8.60	8.60	8.60	8.40	8.550			13.350	(15)
		<b>Total 50.525</b>			0.000	0.00	0.00	0.00	0.00	0.00	0.00	0.000			0.000	(117)
					4.700	8.40	7.50	8.50	8.60	8.60	8.60	8.525			13.225	(32)
					4.900	7.00	6.60	7.00	7.10	7.10	7.30	7.050			11.950	(54)
110	238	SOLEAS Christos	CYP													
					4.300	8.60	8.50	8.60	8.60	8.50	8.70	8.575			12.875	(66)
					3.000	6.00	6.30	7.00	6.20	5.80	6.70	6.300			9.300	(98)
		<b>Total 49.425</b>			5.400	9.10	9.10	9.00	9.00	8.90	9.20	9.050			14.450	(51)
					3.900	9.10	8.90	8.70	9.00	9.00	8.60	8.900			12.800	(55)
																
111	255	TALLON FERNANDEZ A.	ESP													
					3.300	4.20	4.00	3.50	3.80	3.20	4.20	3.875			7.175	(107)
					4.800	9.10	9.10	9.10	9.40	9.30	9.10	9.150			13.950	(5)
		<b>Total 46.625</b>			4.400	9.00	9.10	8.80	9.10	9.20	9.10	9.075			13.475	(22)
					3.600	8.50	8.40	8.50	8.80	8.30	8.10	8.425			12.025	(52)
																
112	279	KONSTANTINIDIS K.	GRE													
					4.600	8.60	8.50	8.50	8.80	8.70	8.40	8.575			13.175	(50)
					5.000	8.90	8.40	8.10	8.10	8.00	8.50	8.275			13.275	(20)
		<b>Total 40.700</b>			5.400	8.90	8.90	8.70	8.80	8.80	9.00	8.850			14.250	(64)
																
																
113	236	KRASIAS Dimitris	CYP													
					4.800	8.20	8.20	8.50	8.30	8.60	8.50	8.375			13.175	(25)
		<b>Total 40.325</b>			5.000	8.80	8.80	8.70	8.50	8.60	8.70	8.700			13.700	(13)
					5.200	8.60	8.00	8.70	8.30	7.40	8.10	8.250			13.450	(7)
																
																
114	289	O'CONNOR Matthew	IRL													
					2.800	5.30	5.70	4.90	5.80	5.80	6.60	5.650			8.450	(103)
					2.200	7.30	7.60	7.70	7.70	7.40	8.50	7.600			9.800	(104)
		<b>Total 39.350</b>			2.900	7.90	7.90	8.40	8.10	7.90	8.00	7.975			10.875	(112)
					1.900	8.40	8.40	8.20	8.50	8.00	8.30	8.325			10.225	(98)
																

























INDIVIDUAL JUDGES SCORES  
JUNIORS TEAM COMPETITION AND QUALIFICATIONS FOR CII & CIII







THU 22 APR 2010 - 10:00

Rank	Bib	Name	NOC Code		D Score	E1	E2	E3	E4	E5	E6	E Score	Pen.	Vault 1 Vault 2	Total	Rank by App.			
115	303	POLINI Giancarlo	ITA																
																			
					4.600	7.80	7.70	8.40	7.80	8.20	7.80	7.900					12.500	(44)	
																			
					4.500	7.90	8.40	8.30	8.70	8.20	8.40	8.325					12.825	(53)	
		<b>Total 38.500</b>			4.600	8.50	8.60	8.70	8.50	8.80	8.00	8.575			13.175	(14)			
116	233	KUSAN Leonardo	CRO																
					4.900	6.00	5.90	6.70	5.80	6.30	6.50	6.175				11.075	(61)		
					2.400	2.10	2.20	2.20	2.20	2.90	2.40	2.250					4.650	(112)	
																			
					3.100	8.70	8.80	8.70	8.90	8.80	8.70	8.750					11.850	(100)	
		<b>Total 38.400</b>			2.500	8.40	8.40	8.60	8.30	8.10	8.20	8.325			10.825	(83)			
117	247	WAGNER James	DEN																
					3.100	7.90	7.60	7.80	7.20	7.30	7.40	7.525				10.625	(88)		
					3.80	8.90	8.70	8.90	8.70	8.70	9.00	8.800	0.1	12.500	12.500	0.000	11.110	(111)	
					0.00	0.00	0.00	0.00	0.00	0.00	0.00	0.000							
					3.500	8.30	8.60	8.70	9.10	8.60	9.00	8.725					12.225	(88)	
		<b>Total 35.350</b>																	
118	351	MAROVIC Bozidar	SRB																
																			
					4.600	8.70	9.10	9.00	8.80	8.80	8.80	8.850	0.3				13.150	(104)	
					3.900	8.80	8.70	8.60	8.90	8.40	8.70	8.700					12.600	(65)	
					1.700	3.30	3.90	2.90	3.10	3.20	4.00	3.375					5.075	(110)	
		<b>Total 30.825</b>																	
119	260	SAARENKETO Heikki	FIN																
					4.200	8.40	8.70	8.50	8.50	8.80	8.50	8.550					12.750	(75)	
																			
					5.400	8.90	9.20	9.10	9.20	9.10	9.30	9.150					14.550	(43)	
																			
		<b>Total 27.300</b>																	
120	235	KOROSTELJEV Andrej	CRO																
					4.900	8.50	8.60	8.60	8.60	8.70	8.50	8.575	0.3				13.175	(52)	
																			
					5.000	9.20	9.30	9.10	9.10	9.10	9.00	9.125					14.125	(68)	
																			
		<b>Total 27.300</b>																	

INDIVIDUAL JUDGES SCORES  
JUNIORS TEAM COMPETITION AND QUALIFICATIONS FOR CII & CIII

THU 22 APR 2010 - 10:00

Rank	Bib	Name	NOC Code		D Score	E1	E2	E3	E4	E5	E6	E Score	Pen.	Vault 1 Vault 2	Total	Rank by App.
121	365	MARCAK Eduard	SVK		4.100	8.90	8.60	8.30	8.60	8.70	8.50	8.600			12.700	(79)
		<b>Total 26.250</b>														
					4.60	8.80	8.80	9.00	9.00	9.00	9.00	8.950		13.550	13.550	(88)
					4.00	9.00	9.00	9.00	9.00	9.10	9.10	9.025		13.025		
																
																
122	288	DALTON Adam	IRL		4.300	8.50	8.60	8.10	8.20	8.20	8.20	8.275	0.4		12.175	(105)
		<b>Total 25.300</b>														
					4.20	9.10	8.90	8.90	9.00	9.20	9.10	9.025	0.1	13.125	13.125	(105)
					3.80	9.30	8.80	8.80	8.90	8.90	9.30	8.975		12.775		
																
																
123	327	CECOT Sebastian	POL													
		<b>Total 15.000</b>														
					6.60	8.80	8.60	8.30	8.50	8.60	8.00	8.500	0.1	15.000	15.000	(22)
					5.80	8.20	8.40	8.40	8.40	8.10	8.20	8.300	0.3	13.800		
																
																
124	234	PRPIC Renato	CRO		4.600	7.30	7.30	7.60	7.20	8.00	6.50	7.350			11.950	(41)
		<b>Total 11.950</b>														
																
																
																
																

<b>Legend:</b>						
<b>D</b> Difficulty score	<b>App.</b> Apparatus	<b>E1 - E6</b> Panel "E" judges 1 - 6	<b>E</b> Execution score	<b>Pen</b> Penalty		
 Floor	 Pommel Horse	 Rings	 Vault	 Parallel Bars	 Horizontal Bar	

INDIVIDUAL JUDGES SCORES  
JUNIORS TEAM COMPETITION AND QUALIFICATIONS FOR CII & CIII

THU 22 APR 2010 - 10:00



Rank	Bib	Name	NOC Code	Time	D Score	E1 LTU	E2 SVK	E3 ROU	E4 GRE	E5 HUN	E6 BEL	E Score	Pen. (L / T / O)	Total
1	266	OLDHAM Sam	GBR	0:58	5.300	9.20	9.20	9.00	9.20	9.10	9.10	9.150		14.450
2	220	SIEMON Volkaert	BEL	0:56	5.300	8.80	9.00	9.10	9.00	9.20	9.10	9.050	0.1 (.1 / .0 / .0)	14.250
3	268	WHITLOCK Max	GBR	0:55	5.200	9.00	9.00	8.90	9.00	8.90	8.90	8.950		14.150
4	338	GROZA Andrei Ioan	ROU	1:00	5.100	9.00	9.10	9.00	9.10	8.70	9.00	9.025		14.125
5	267	BECKFORD Reiss	GBR	1:08	5.300	8.90	8.80	8.80	8.90	8.60	8.60	8.775		14.075
6	340	KOTRONG A.	ROU	1:02	5.500	8.50	8.10	8.80	9.10	8.50	8.50	8.575		14.075
7	251	GONZALEZ Fabian	ESP	1:06	5.300	8.80	8.40	8.80	8.50	8.90	9.00	8.750		14.050
8	336	MUNTEAN A.	ROU	1:02	5.400	8.40	8.50	9.00	8.50	8.70	8.50	8.550		13.950
9	217	NEUTELEERS Thomas	BEL	0:52	4.900	8.90	8.90	9.00	9.00	9.00	8.90	8.950		13.850
10	274	RITTSCHIK Ivan	GER	0:56	5.000	9.00	8.80	8.90	8.90	8.70	8.70	8.825		13.825
11	356	RIZZO Marco	SUI	1:11	5.400	8.70	8.60	8.60	8.30	8.60	8.30	8.525	0.1 (.0 / .1 / .0)	13.825
12	216	KENIS Daan	BEL	0:59	4.900	8.90	8.80	8.90	8.80	9.00	9.00	8.900		13.800
13	218	THYS Tomas	BEL	1:01	5.100	8.50	8.70	8.80	8.60	8.70	9.00	8.700		13.800
14	264	PHILIPPE Mathias	FRA	0:59	4.800	9.00	8.90	9.00	8.60	9.00	9.00	8.975		13.775
15	360	BRAEGGER Pablo	SUI	1:00	4.900	8.80	9.00	9.00	8.60	8.70	8.90	8.850		13.750
16	269	BAINES Frank	GBR	0:58	5.000	8.80	8.70	8.60	8.80	8.80	8.70	8.750		13.750
17	305	VINCENZI Aramis	ITA	0:48	4.800	8.70	9.00	8.90	8.80	9.10	9.00	8.925		13.725
18	262	VANACKER Mathieu	FRA	0:51	4.900	8.80	8.80	9.00	8.70	8.90	8.80	8.825		13.725
19	272	HERDER Philipp	GER	1:01	5.200	8.90	8.90	8.80	8.70	8.80	8.60	8.800	0.3 (.3 / .0 / .0)	13.700
20	357	YUSOF Eddy	SUI	1:07	4.900	8.80	8.90	8.70	8.70	8.90	8.60	8.775		13.675
21	358	MEIER Michael	SUI	1:02	5.000	8.70	8.70	8.90	8.60	8.70	8.60	8.675		13.675
22	207	FRICK Juergen	AUT	1:00	5.000	8.70	8.50	8.70	8.70	9.00	8.50	8.650		13.650
23	261	ZONA Jim	FRA	1:06	5.000	8.70	8.60	8.40	8.60	8.80	8.60	8.625		13.625
24	302	DE VECCHIS Tommaso	ITA	0:51	4.600	9.00	9.00	9.00	8.60	8.90	9.00	8.975		13.575
25	276	ILIOPOULOS Nikolaos	GRE	1:08	5.200	8.40	8.20	8.10	8.80	8.60	8.30	8.375		13.575
26	285	BABOS Adam	HUN	1:05	5.000	8.50	8.80	8.60	8.40	9.00	8.70	8.650	0.1 (.1 / .0 / .0)	13.550
27	263	PROST Brandon	FRA	0:54	4.700	8.70	8.80	8.60	8.80	9.00	8.90	8.800		13.500
28	270	MACKENZIE Cameron	GBR	1:07	4.800	8.50	8.80	8.60	8.80	8.60	8.80	8.700		13.500
29	301	EDALLI Ludovico	ITA	1:01	4.500	9.00	8.80	9.00	9.10	9.10	8.40	8.975		13.475
30	283	TOTH Levente	HUN	1:00	4.800	8.50	8.70	8.70	8.50	8.80	8.70	8.650		13.450
31	323	ANDERSEN K.	NOR	1:00	5.000	8.60	8.40	8.30	8.70	8.50	8.40	8.475	0.1 (.1 / .0 / .0)	13.375
32	273	JURSCH Christopher	GER	1:06	5.000	8.30	8.60	8.20	8.40	8.60	8.20	8.375		13.375
33	202	VARDANYAN Vahan	ARM	1:06	4.300	9.00	9.00	9.00	9.10	9.30	9.10	9.050		13.350
34	277	CHATZIEFSTATHIOU G.	GRE	1:01	4.500	8.80	9.00	8.90	8.90	8.80	8.50	8.850		13.350
35	282	VAGNER Levente	HUN	0:55	5.100	8.60	8.70	8.90	8.80	8.90	8.60	8.750	0.5 (.5 / .0 / .0)	13.350
36	252	ABAD Nestor	ESP	0:59	4.900	8.30	8.60	8.30	8.60	8.70	8.30	8.450		13.350
37	316	BLETTERMAN Michel	NED	1:01	4.800	8.60	8.50	8.40	8.80	8.60	8.20	8.525		13.325
38	208	FUSSENEGGER Michael	AUT	0:55	4.500	8.90	8.90	8.70	8.80	8.80	8.70	8.800		13.300
39	321	SKJERAHAUG Stian	NOR	1:07	4.700	8.60	8.40	8.60	8.80	8.50	8.70	8.600		13.300
40	361	MICHNAK Slavomir	SVK	1:01	4.700	8.60	8.70	8.50	8.70	8.60	8.40	8.600		13.300
41	304	LODADIO Marco	ITA	1:08	4.900	7.90	8.30	8.80	8.70	8.60	8.00	8.400		13.300
42	275	WEINERT Daniel	GER	1:00	4.400	9.00	8.80	8.90	9.10	8.80	8.70	8.875		13.275
43	231	BOROSA Filip	CRO	1:08	4.900	8.40	8.30	8.30	8.50	8.30	8.40	8.350		13.250

INDIVIDUAL JUDGES SCORES  
JUNIORS TEAM COMPETITION AND QUALIFICATIONS FOR CII & CIII

THU 22 APR 2010 - 10:00




Rank	Bib	Name	NOC Code	Time	D Score	E1 LTU	E2 SVK	E3 ROU	E4 GRE	E5 HUN	E6 BEL	E Score	Pen. (L / T / O)	Total
44	307	KUZMICKAS Tomas	LTU	1:07	5.000	8.70	8.40	8.20	8.10	8.20	8.20	8.250		13.250
45	346	PECAN Matic	SLO	1:01	4.500	8.90	8.90	8.70	8.80	8.50	8.50	8.725		13.225
46	318	KOSZTKA Karl	NED	0:54	4.700	8.50	8.70	8.60	8.40	8.60	8.40	8.525		13.225
47	201	DAVTYAN Artur	ARM	0:50	4.300	8.90	8.70	8.90	8.90	8.90	8.90	8.900		13.200
48	237	KRASIAS Michalis	CYP	1:02	4.400	8.80	8.80	8.70	8.90	8.80	8.70	8.775		13.175
49	281	MAKRA Laszlo	HUN	1:02	4.600	8.30	8.70	8.50	8.50	8.90	8.60	8.575		13.175
50	279	KONSTANTINIDIS K.	GRE	1:06	4.600	8.60	8.50	8.50	8.80	8.70	8.40	8.575		13.175
51	271	KEIL C.	GER	1:04	4.600	8.50	8.60	8.50	8.60	8.80	8.60	8.575		13.175
52	235	KOROSTELJEV Andrej	CRO	0:59	4.900	8.50	8.60	8.60	8.60	8.70	8.50	8.575	0.3 (.3 / .0 / .0)	13.175
53	337	RADEANU D.	ROU	1:02	5.200	7.90	7.60	8.30	8.20	7.90	7.80	7.950		13.150
54	259	LAULUMAA Petrus	FIN	0:39	4.300	8.50	9.00	8.90	8.70	8.90	8.80	8.825		13.125
55	253	PEREZ MARCHANT J.	ESP	1:01	4.600	8.20	8.70	8.70	8.50	8.30	8.60	8.525		13.125
56	322	ANDREASSEN Haakon	NOR	1:06	4.900	8.10	8.20	8.40	8.30	8.30	8.10	8.225		13.125
57	317	SMINK Glenn	NED	0:59	5.200	7.80	7.80	7.90	8.00	7.90	7.90	7.875		13.075
58	265	MICHOLET Stephen	FRA	0:58	4.100	8.90	9.00	9.00	9.20	8.90	8.90	8.950		13.050
59	347	ZUNCO Zan	SLO	1:02	4.300	8.90	8.90	8.70	8.60	8.70	8.60	8.725		13.025
60	325	PLANKE Lars Joyce	NOR	1:05	4.400	8.80	8.60	8.60	8.60	8.70	8.40	8.625		13.025
61	326	BORKOWSKI Lukasz	POL	0:59	4.600	8.40	8.30	8.70	8.50	8.50	8.30	8.425		13.025
62	254	ALONSO CALVO Adria	ESP	0:57	4.400	8.40	8.80	8.50	8.40	8.70	8.90	8.600		13.000
63	331	FRAGOSO Francisco	POR	1:06	4.200	8.60	8.80	8.70	8.80	8.50	8.80	8.725		12.925
64	249	RYDBERG Kasper	DEN	1:02	4.400	8.20	8.60	8.70	8.50	8.80	8.30	8.525		12.925
65	362	ARGALAS Martin	SVK	0:53	4.100	9.00	8.80	8.50	8.60	9.00	8.80	8.800		12.900
66	238	SOLEAS Christos	CYP	0:53	4.300	8.60	8.50	8.60	8.60	8.50	8.70	8.575		12.875
67	210	SCHWAB Johannes	AUT	1:00	4.400	8.30	8.50	8.50	8.40	8.50	8.80	8.475		12.875
68	366	ARICAN Ferhat	TUR	1:04	4.800	7.50	8.00	8.50	8.40	7.80	8.00	8.050		12.850
69	256	NIVA Heikki	FIN	0:52	4.600	8.20	7.90	8.60	8.10	8.60	8.40	8.325	0.1 (.1 / .0 / .0)	12.825
70	278	KONSTANTINIDIS C.	GRE	1:01	5.000	7.60	8.00	7.90	7.80	8.20	7.60	7.825		12.825
71	286	O'CONNOR Christopher	IRL	0:47	4.200	8.70	8.50	8.60	8.60	8.70	8.40	8.600		12.800
72	364	KISS Michal	SVK	1:01	4.300	8.30	8.90	8.30	8.50	8.80	8.40	8.500		12.800
73	219	VERBAEYS Jimmy	BEL	0:46	4.800	8.20	8.00	8.10	7.70	8.30	7.60	8.000		12.800
74	232	KOVACEVIC Anton	CRO	1:04	4.600	8.30	8.20	8.30	8.10	8.00	8.10	8.175		12.775
75	260	SAARENKETO Heikki	FIN	0:41	4.200	8.40	8.70	8.50	8.50	8.80	8.50	8.550		12.750
76	320	LOVDAHL Conor	NED	0:57	4.600	8.30	8.10	8.00	8.10	8.10	8.40	8.150		12.750
77	363	VARGOVSKY Ivan	SVK	0:56	4.200	8.50	8.40	8.70	8.10	8.60	8.60	8.525		12.725
78	350	RAUTER Tine	SLO	0:59	4.400	8.30	8.50	8.30	8.20	8.40	8.30	8.325		12.725
79	365	MARCAK Eduard	SVK	1:00	4.100	8.90	8.60	8.30	8.60	8.70	8.50	8.600		12.700
80	284	SELMECZI Bank	HUN	0:59	4.700	8.10	8.20	8.30	8.00	7.90	8.10	8.100	0.1 (.1 / .0 / .0)	12.700
81	319	ZUIDEMA Justen	NED	0:51	4.100	8.30	8.90	8.60	8.30	8.80	8.60	8.575		12.675
82	257	HOLOPAINEN Kasper	FIN	0:49	4.400	8.00	8.50	8.50	8.50	8.30	8.20	8.375	0.1 (.1 / .0 / .0)	12.675
83	246	FRANSEN Marcus	DEN	0:54	4.400	8.50	8.30	8.30	8.20	8.40	8.60	8.375	0.1 (.1 / .0 / .0)	12.675
84	332	MARTINS Ricardo	POR	1:12	4.600	8.30	8.20	8.40	8.00	8.10	8.10	8.175	0.1 (.0 / .1 / .0)	12.675
85	209	KRANZLMUELLER S.	AUT	0:55	4.000	8.70	8.80	8.60	8.70	8.50	8.60	8.650		12.650
86	324	ULVEN Peder	NOR	0:51	4.300	8.50	8.20	8.20	8.50	8.50	8.20	8.350		12.650

INDIVIDUAL JUDGES SCORES  
JUNIORS TEAM COMPETITION AND QUALIFICATIONS FOR CII & CIII

THU 22 APR 2010 - 10:00



Rank	Bib	Name	NOC Code	Time	D Score	E1 LTU	E2 SVK	E3 ROU	E4 GRE	E5 HUN	E6 BEL	E Score	Pen. (L / T / O)	Total
87	280	KOULIS M.	GRE	1:08	5.100	7.00	7.70	7.40	7.60	7.90	7.50	7.550		12.650
88	353	DORDEVIC Dusan	SRB	1:09	4.600	7.50	7.90	8.00	8.10	8.10	8.20	8.025		12.625
89	248	JOHANSEN Mathias	DEN	0:44	4.000	8.90	8.40	8.40	8.80	8.60	8.60	8.600		12.600
90	239	LOUCAIDES Stefanos	CYP	0:54	4.300	8.60	8.50	8.60	8.50	8.70	8.70	8.600	0.3 (.3 / .0 / .0)	12.600
91	243	KARDOS David	CZE	0:46	4.300	8.10	8.20	8.40	8.30	8.50	8.00	8.250		12.550
92	368	ONDER Ahmet	TUR	1:09	4.900	7.80	7.20	7.90	7.70	8.20	7.20	7.650		12.550
93	355	DEJANOVIC Bojan	SRB	0:58	3.900	8.50	8.90	8.60	8.70	8.60	8.60	8.625		12.525
94	348	MAURIC Primoz	SLO	0:55	4.100	8.20	8.50	8.50	8.50	8.00	8.60	8.425		12.525
95	250	RIDDER Lukas	DEN	1:06	4.200	8.30	8.20	8.50	8.60	8.20	8.50	8.375	0.1 (.1 / .0 / .0)	12.475
96	369	COLAK Ibrahim	TUR	1:11	4.600	8.10	8.00	8.00	7.20	8.10	7.70	7.950	0.1 (.0 / .1 / .0)	12.450
97	367	ARABACIOGLU Emre	TUR	0:50	4.100	8.70	8.30	8.30	8.30	8.20	8.30	8.300		12.400
98	258	PAIVANEN Jimi	FIN	0:45	3.900	8.30	8.50	8.40	9.00	8.60	8.00	8.450		12.350
99	370	AKDOGAN Semih	TUR	0:57	4.200	8.20	7.80	8.20	8.20	8.20	8.00	8.150		12.350
100	240	PAPAEVRIPIDOU Xenios	CYP	1:11	4.500	7.70	8.10	7.90	8.00	8.10	7.60	7.925	0.1 (.0 / .1 / .0)	12.325
101	354	MRDENOVIC Nikola	SRB	1:07	4.400	7.20	8.30	8.30	7.70	7.60	7.90	7.875		12.275
102	287	FOX Daniel	IRL	0:48	3.700	8.60	8.40	8.40	9.00	8.00	8.80	8.550		12.250
103	206	BAUER Alwin	AUT	1:00	4.200	7.90	8.20	7.90	7.90	8.40	8.20	8.050		12.250
104	244	PAZDERA Martin	CZE	0:45	4.000	8.20	8.20	8.10	8.00	8.30	8.50	8.200		12.200
105	288	DALTON Adam	IRL	0:45	4.300	8.50	8.60	8.10	8.20	8.20	8.20	8.275	0.4 (.4 / .0 / .0)	12.175
106	349	ALHADI Omar	SLO	1:07	4.200	8.20	8.20	7.80	7.70	8.10	8.10	8.050	0.1 (.1 / .0 / .0)	12.150
107	242	PECKA Stepan	CZE	0:43	3.800	8.10	8.30	8.20	8.50	8.40	8.10	8.250		12.050
108	306	TVOROGAL Robert	LTU	1:06	4.700	8.30	7.20	7.10	7.30	7.40	7.40	7.325		12.025
109	291	GUNNARSSON Jon	ISL	0:58	4.000	8.10	7.70	8.10	7.90	7.90	7.70	7.900		11.900
110	311	CROVETTO Kevin	MON	1:05	3.900	8.10	7.90	8.00	8.30	7.90	7.80	7.975		11.875
111	211	AGHADADAYEV Elvin	AZE	0:51	4.100	8.30	7.80	7.60	7.50	7.70	7.70	7.700		11.800
112	359	HEGI Oliver	SUI	1:09	3.900	7.50	7.60	8.10	7.80	8.30	8.00	7.875		11.775
113	241	RADOVESNICKY Daniel	CZE	1:01	4.600	7.10	7.40	7.00	7.00	7.20	7.40	7.175		11.775
114	352	ILIC Gavrilo	SRB	0:57	4.500	6.10	6.10	6.50	6.70	6.90	6.70	6.500		11.000

<b>Legend:</b>	<b>D</b> Difficulty score	<b>E1 - E6</b> Execution Panel judges 1 - 6	<b>Pen</b> Penalty	<b>L / T / O</b> Penalty Line / Time / Other
	Floor			

INDIVIDUAL JUDGES SCORES  
JUNIORS TEAM COMPETITION AND QUALIFICATIONS FOR CII & CIII

THU 22 APR 2010 - 10:00



Rank	Bib	Name	NOC Code	D Score	E1 HUN	E2 SUI	E3 CYP	E4 GER	E5 DEN	E6 CZE	E Score	Pen. (L / T / O)	Total
1	268	WHITLOCK Max	GBR	5.800	9.00	8.70	8.40	8.90	8.80	9.10	8.850		14.650
2	269	BAINES Frank	GBR	4.900	8.80	8.80	8.80	8.70	9.10	9.00	8.850		13.750
3	266	OLDHAM Sam	GBR	4.800	9.00	8.90	9.10	8.80	8.20	8.90	8.900		13.700
4	359	HEGI Oliver	SUI	4.900	8.60	8.80	8.40	8.70	8.60	8.80	8.675		13.575
5	273	JURSCH Christopher	GER	4.600	8.60	8.80	8.80	8.90	8.90	8.80	8.825		13.425
6	275	WEINERT Daniel	GER	4.800	8.20	8.60	8.50	8.60	8.50	8.70	8.550		13.350
7	201	DAVTYAN Artur	ARM	4.500	8.70	8.60	8.40	8.80	8.50	8.80	8.650		13.150
8	219	VERBAEYS Jimmy	BEL	4.700	8.20	8.50	8.50	8.40	8.40	8.30	8.400		13.100
9	267	BECKFORD Reiss	GBR	4.300	8.90	8.60	8.80	8.80	8.80	8.50	8.750		13.050
10	263	PROST Brandon	FRA	4.700	7.80	8.40	8.30	8.40	8.60	8.20	8.325		13.025
11	357	YUSOF Eddy	SUI	4.500	8.20	8.40	8.30	8.40	8.80	8.80	8.475		12.975
12	321	SKJERAHAUG Stian	NOR	4.900	8.00	8.20	8.10	8.00	7.90	8.50	8.075		12.975
13	202	VARDANYAN Vahan	ARM	4.300	8.50	8.70	8.90	8.80	8.40	8.50	8.625		12.925
14	336	MUNTEAN A.	ROU	4.600	8.30	8.50	8.20	8.20	8.50	7.60	8.300		12.900
15	316	BLETTERMAN Michel	NED	4.400	8.50	8.70	8.30	8.40	8.60	8.40	8.475		12.875
16	282	VAGNER Levente	HUN	5.200	7.60	7.30	7.80	7.90	7.40	7.80	7.650		12.850
17	277	CHATZIEFSTATHIOU G.	GRE	4.500	8.50	8.30	8.30	8.40	7.80	8.30	8.325		12.825
18	270	MACKENZIE Cameron	GBR	4.500	8.20	8.50	8.40	8.00	8.00	8.60	8.275		12.775
19	271	KEIL C.	GER	4.500	8.20	8.30	8.20	8.50	8.10	8.20	8.225		12.725
20	340	KOTRONG A.	ROU	5.000	7.80	7.20	7.30	7.80	8.00	7.80	7.675		12.675
21	302	DE VECCHIS Tommaso	ITA	4.600	8.30	7.80	7.80	8.30	7.50	8.40	8.050		12.650
22	358	MEIER Michael	SUI	4.700	8.00	8.20	7.70	7.90	8.20	7.60	7.950		12.650
23	261	ZONA Jim	FRA	4.400	8.00	8.00	8.40	8.50	7.70	8.50	8.225		12.625
24	301	EDALLI Ludovico	ITA	4.400	8.10	8.50	8.00	8.10	8.50	8.10	8.200		12.600
25	262	VANACKER Mathieu	FRA	4.300	8.40	8.20	8.10	8.50	7.60	8.40	8.275		12.575
26	216	KENIS Daan	BEL	4.300	8.20	8.20	7.70	8.30	8.10	8.40	8.200		12.500
27	368	ONDER Ahmet	TUR	4.300	8.10	8.00	7.60	8.40	8.30	8.20	8.150		12.450
28	231	BOROSA Filip	CRO	4.400	8.10	8.20	7.90	7.90	8.00	7.90	7.975		12.375
29	274	RITTSCHIK Ivan	GER	4.900	7.60	7.40	7.50	7.50	7.00	7.40	7.450		12.350
30	305	VINCENZI Aramis	ITA	4.400	7.60	7.90	7.90	8.00	7.80	7.80	7.850		12.250
31	361	MICHNAK Slavomir	SVK	5.100	7.40	6.50	7.40	6.90	7.10	7.10	7.125		12.225
32	285	BABOS Adam	HUN	4.100	8.00	8.00	8.30	8.00	8.50	7.80	8.075		12.175
33	356	RIZZO Marco	SUI	3.900	8.30	8.10	8.10	8.60	8.40	8.00	8.225		12.125
34	332	MARTINS Ricardo	POR	4.300	7.80	7.80	8.10	7.80	7.20	7.90	7.825		12.125
35	256	NIVA Heikki	FIN	4.000	8.20	8.20	8.00	7.90	7.20	8.20	8.075		12.075
36	252	ABAD Nestor	ESP	4.300	8.10	8.00	7.80	7.40	7.00	7.90	7.775		12.075
37	317	SMINK Glenn	NED	4.400	7.80	7.50	7.80	7.60	7.40	8.30	7.675		12.075
38	272	HERDER Philipp	GER	4.800	7.20	7.10	7.50	7.20	7.20	8.00	7.275		12.075
39	339	NISTOR I.	ROU	4.200	7.80	7.30	7.80	8.30	8.00	7.60	7.800		12.000
40	337	RADEANU D.	ROU	4.600	7.20	7.20	7.10	7.50	7.50	7.70	7.350		11.950
41	234	PRPIC Renato	CRO	4.600	7.30	7.30	7.60	7.20	8.00	6.50	7.350		11.950
42	304	LODADIO Marco	ITA	4.300	8.40	7.50	6.80	7.80	7.20	8.00	7.625		11.925
43	326	BORKOWSKI Lukasz	POL	4.300	7.40	7.30	7.20	8.00	7.70	7.80	7.550		11.850

INDIVIDUAL JUDGES SCORES  
JUNIORS TEAM COMPETITION AND QUALIFICATIONS FOR CII & CIII

THU 22 APR 2010 - 10:00



Rank	Bib	Name	NOC Code	D Score	E1 HUN	E2 SUI	E3 CYP	E4 GER	E5 DEN	E6 CZE	E Score	Pen. (L / T / O)	Total
44	237	KRASIAS Michalis	CYP	4.500	7.40	7.40	7.40	7.30	6.90	6.90	7.250		11.750
45	209	KRANZLMUELLER S.	AUT	4.100	8.00	7.10	7.60	7.70	7.10	7.90	7.575		11.675
46	363	VARGOVSKY Ivan	SVK	4.300	7.40	7.50	6.80	7.20	7.40	7.80	7.375		11.675
47	220	SIEMON Volkaert	BEL	4.800	7.00	6.90	6.80	6.50	7.00	6.80	6.875		11.675
48	218	THYS Tomas	BEL	3.600	8.30	8.00	7.70	7.80	8.00	8.10	7.975		11.575
49	254	ALONSO CALVO Adria	ESP	4.500	6.60	7.40	7.00	7.20	6.70	7.00	6.975		11.475
50	276	ILIOPOULOS Nikolaos	GRE	3.700	7.50	7.90	7.70	7.60	7.90	7.60	7.700		11.400
51	360	BRAEGGER Pablo	SUI	3.000	8.30	8.30	8.30	8.50	8.20	8.40	8.325		11.325
52	322	ANDREASSEN Haakon	NOR	3.900	7.60	7.10	7.80	7.40	6.80	7.60	7.425		11.325
53	369	COLAK Ibrahim	TUR	4.000	7.40	7.20	6.80	7.30	7.20	7.60	7.275		11.275
54	251	GONZALEZ Fabian	ESP	4.300	6.80	6.60	7.40	6.50	7.10	7.50	6.975		11.275
55	318	KOSZTKA Karl	NED	3.200	7.80	7.90	8.10	8.00	8.10	8.00	8.000		11.200
56	353	DORDEVIC Dusan	SRB	4.200	7.00	7.80	6.90	6.80	7.30	6.80	7.000		11.200
57	362	ARGALAS Martin	SVK	3.100	8.00	8.20	8.20	7.90	8.50	7.90	8.075		11.175
58	217	NEUTELEERS Thomas	BEL	4.300	7.00	7.00	6.90	6.90	5.90	6.60	6.850		11.150
59	306	TVOROGAL Robert	LTU	4.900	6.20	6.30	6.60	5.90	6.40	6.10	6.250		11.150
60	278	KONSTANTINIDIS C.	GRE	4.200	6.40	7.00	7.50	6.90	7.10	6.50	6.875		11.075
61	233	KUSAN Leonardo	CRO	4.900	6.00	5.90	6.70	5.80	6.30	6.50	6.175		11.075
62	210	SCHWAB Johannes	AUT	3.000	8.10	8.10	7.90	7.80	8.10	8.60	8.050		11.050
63	352	ILIC Gavriilo	SRB	2.900	8.00	8.10	8.20	7.90	8.20	8.20	8.125		11.025
64	287	FOX Daniel	IRL	3.300	8.20	8.00	7.40	7.50	7.00	7.90	7.700		11.000
65	208	FUSSENEGGER Michael	AUT	3.200	7.80	7.10	8.00	8.20	7.30	7.90	7.750		10.950
66	244	PAZDERA Martin	CZE	3.300	7.20	7.70	7.90	7.50	7.80	7.60	7.650		10.950
67	325	PLANKE Lars Joyce	NOR	3.500	7.20	7.50	7.40	7.60	7.30	7.60	7.450		10.950
68	240	PAPAEVRIPIDOU Xenios	CYP	3.900	6.70	7.20	7.70	7.40	6.90	6.50	7.050		10.950
69	291	GUNNARSSON Jon	ISL	3.700	7.50	6.50	7.00	6.70	7.50	7.50	7.175		10.875
70	283	TOTH Levente	HUN	4.200	6.70	6.50	6.60	6.80	5.90	7.20	6.650		10.850
71	364	KISS Michal	SVK	3.500	7.10	7.20	7.50	7.40	7.00	7.40	7.275		10.775
72	366	ARICAN Ferhat	TUR	4.100	6.20	6.70	6.70	6.70	6.50	7.40	6.650		10.750
73	350	RAUTER Tine	SLO	3.200	7.50	7.90	7.00	7.40	7.80	7.40	7.525		10.725
74	232	KOVACEVIC Anton	CRO	3.500	7.30	7.10	7.20	7.30	6.70	7.60	7.225		10.725
75	320	LOVDAHL Conor	NED	2.900	8.00	7.60	7.80	8.10	7.80	7.60	7.800		10.700
76	319	ZUIDEMA Justen	NED	3.700	7.30	7.00	6.90	7.00	7.00	6.90	6.975		10.675
77	331	FRAGOSO Francisco	POR	4.200	6.20	6.50	6.60	6.00	6.00	6.70	6.325		10.525
78	250	RIDDER Lukas	DEN	3.200	7.60	7.10	7.50	6.90	6.50	7.60	7.275		10.475
79	347	ZUNKO Zan	SLO	3.300	7.50	6.60	7.30	7.10	7.00	7.10	7.125		10.425
80	348	MAURIC Primoz	SLO	3.500	7.00	6.90	6.50	6.80	7.30	7.00	6.925		10.425
81	307	KUZMICKAS Tomas	LTU	3.800	7.00	7.00	6.40	6.30	6.50	6.60	6.625		10.425
82	284	SELMECZI Bank	HUN	4.000	6.70	5.50	6.50	6.50	6.00	7.30	6.425		10.425
83	286	O'CONNOR Christopher	IRL	3.600	6.70	6.80	6.80	6.90	6.60	6.80	6.775		10.375
84	239	LOUCAIDES Stefanos	CYP	2.900	7.40	7.20	8.20	7.20	7.50	7.50	7.400		10.300
85	243	KARDOS David	CZE	3.000	7.60	7.50	6.90	7.30	7.20	7.10	7.275		10.275
86	281	MAKRA Laszlo	HUN	3.800	6.60	6.80	7.30	6.10	6.20	6.20	6.450		10.250




INDIVIDUAL JUDGES SCORES  
JUNIORS TEAM COMPETITION AND QUALIFICATIONS FOR CII & CIII

THU 22 APR 2010 - 10:00



Rank	Bib	Name	NOC Code	D Score	E1 HUN	E2 SUI	E3 CYP	E4 GER	E5 DEN	E6 CZE	E Score	Pen. (L / T / O)	Total
87	249	RYDBERG Kasper	DEN	2.900	7.40	6.90	7.40	6.70	7.50	7.50	7.300		10.200
88	206	BAUER Alwin	AUT	3.100	7.10	7.10	7.20	7.00	7.20	7.00	7.100		10.200
89	259	LAULUMAA Petrus	FIN	3.000	7.60	7.20	6.30	6.80	7.00	7.20	7.050		10.050
90	280	KOULIS M.	GRE	3.700	6.50	6.10	6.30	6.00	6.50	6.60	6.350		10.050
91	355	DEJANOVIC Bojan	SRB	4.300	6.00	5.80	5.00	5.50	5.60	6.50	5.725		10.025
92	207	FRICK Juergen	AUT	2.700	7.30	7.30	6.80	7.30	7.80	7.30	7.300		10.000
93	323	ANDERSEN K.	NOR	2.900	7.50	7.20	6.50	6.50	7.20	7.00	6.975		9.875
94	241	RADOVESNICKY Daniel	CZE	3.000	6.60	7.40	6.90	6.80	5.90	7.10	6.850		9.850
95	242	PECKA Stepan	CZE	3.000	6.50	6.30	7.00	6.30	7.30	6.60	6.600		9.600
96	346	PECAN Matic	SLO	3.100	6.30	6.20	6.00	6.30	6.40	6.60	6.300		9.400
97	211	AGHADADAYEV Elvin	AZE	3.900	5.80	5.30	6.30	5.80	5.00	5.10	5.500		9.400
98	238	SOLEAS Christos	CYP	3.000	6.00	6.30	7.00	6.20	5.80	6.70	6.300		9.300
99	248	JOHANSEN Mathias	DEN	2.800	6.50	6.70	7.00	5.90	5.80	6.80	6.475		9.275
100	265	MICHOLET Stephen	FRA	3.200	5.60	6.10	5.90	5.30	6.30	6.20	5.950		9.150
101	246	FRANDSEN Marcus	DEN	3.000	6.40	5.90	6.20	6.00	6.00	6.20	6.100		9.100
102	324	ULVEN Peder	NOR	3.000	5.60	5.60	6.00	5.90	5.70	6.70	5.800		8.800
103	289	O'CONNOR Matthew	IRL	2.800	5.30	5.70	4.90	5.80	5.80	6.60	5.650		8.450
104	311	CROVETTO Kevin	MON	3.200	5.70	5.20	5.70	4.70	4.40	4.60	5.050		8.250
105	349	ALHADI Omar	SLO	3.400	5.20	4.90	4.30	4.80	4.30	4.70	4.675		8.075
106	367	ARABACIOGLU Emre	TUR	2.700	5.40	4.80	5.00	4.80	4.70	5.10	4.925		7.625
107	255	TALLON FERNANDEZ A.	ESP	3.300	4.20	4.00	3.50	3.80	3.20	4.20	3.875		7.175
108	264	PHILIPPE Mathias	FRA	2.600	3.40	3.50	3.70	3.20	3.00	2.90	3.275		5.875
109	370	AKDOGAN Semih	TUR	3.500	2.40	1.20	2.10	2.00	2.20	2.20	2.125		5.625
110	258	PAIVANEN Jimi	FIN	3.200	2.00	2.20	2.30	2.10	2.00	2.20	2.125		5.325
111	354	MRDENOVIC Nikola	SRB	2.200	2.10	2.50	2.20	1.50	2.20	2.20	2.175		4.375
112	257	HOLOPAINEN Kasper	FIN	2.100	1.20	1.80	1.40	1.40	0.90	1.70	1.425		3.525

<b>Legend:</b>	<b>D</b> Difficulty score	<b>E1 - E6</b> Execution Panel judges 1 - 6	<b>Pen</b> Penalty	<b>L / T / O</b> Penalty Line / Time / Other
	Pommel Horse			

INDIVIDUAL JUDGES SCORES  
JUNIORS TEAM COMPETITION AND QUALIFICATIONS FOR CII & CIII

THU 22 APR 2010 - 10:00



Rank	Bib	Name	NOC Code	D Score	E1 GBR	E2 NOR	E3 CRO	E4 DEN	E5 GER	E6 FRA	E Score	Pen. (L / T / O)	Total
1	267	BECKFORD Reiss	GBR	5.100	8.90	9.10	9.30	9.20	9.40	9.10	9.175		14.275
2	265	MICHOLET Stephen	FRA	5.300	9.30	8.80	8.90	8.70	9.10	9.00	8.950		14.250
3	252	ABAD Nestor	ESP	5.000	9.00	9.00	8.70	9.10	8.90	9.10	9.000		14.000
4	201	DAVTYAN Artur	ARM	4.700	9.30	9.40	9.10	9.50	9.20	9.20	9.275		13.975
5	255	TALLON FERNANDEZ A.	ESP	4.800	9.10	9.10	9.10	9.40	9.30	9.10	9.150		13.950
6	336	MUNTEAN A.	ROU	5.300	9.20	8.40	8.80	8.60	8.20	8.60	8.600		13.900
7	268	WHITLOCK Max	GBR	4.700	9.30	9.20	9.20	9.30	9.00	8.90	9.175		13.875
8	266	OLDHAM Sam	GBR	5.000	8.60	7.80	9.00	8.70	9.00	8.50	8.700		13.700
9	202	VARDANYAN Vahan	ARM	4.600	9.30	8.90	9.20	9.40	8.90	8.80	9.075		13.675
10	217	NEUTELEERS Thomas	BEL	4.800	9.00	8.70	9.10	8.80	8.70	8.70	8.800		13.600
11	360	BRAEGGER Pablo	SUI	4.700	8.80	8.80	8.40	8.80	8.80	8.80	8.800		13.500
12	357	YUSOF Eddy	SUI	4.700	8.90	8.50	8.30	8.90	8.90	8.70	8.750		13.450
13	261	ZONA Jim	FRA	4.900	7.90	8.50	8.50	8.70	8.60	8.60	8.550		13.450
14	282	VAGNER Levente	HUN	4.600	8.90	8.80	8.80	8.80	8.60	8.90	8.825		13.425
15	339	NISTOR I.	ROU	4.800	8.30	8.70	8.60	8.60	8.60	8.40	8.550		13.350
16	264	PHILIPPE Mathias	FRA	4.600	8.80	8.60	8.30	9.10	8.90	8.60	8.725		13.325
17	356	RIZZO Marco	SUI	4.700	8.80	8.40	8.70	8.30	8.60	8.70	8.600		13.300
18	273	JURSCH Christopher	GER	4.800	8.40	8.20	8.20	8.80	8.70	8.60	8.475		13.275
19	301	EDALLI Ludovico	ITA	4.800	8.50	8.20	8.20	8.70	8.80	8.50	8.475		13.275
20	279	KONSTANTINIDIS K.	GRE	5.000	8.90	8.40	8.10	8.10	8.00	8.50	8.275		13.275
21	274	RITTSCHIK Ivan	GER	4.700	8.70	8.10	8.50	9.10	8.80	8.20	8.550		13.250
22	316	BLETTERMAN Michel	NED	5.000	8.10	8.30	7.20	8.30	8.30	8.20	8.225		13.225
23	253	PEREZ MARCHANT J.	ESP	4.600	8.80	8.20	8.70	8.90	8.50	8.40	8.600		13.200
24	304	LODADIO Marco	ITA	4.500	8.90	8.70	8.50	8.00	8.60	8.90	8.675		13.175
25	236	KRASIAS Dimitris	CYP	4.800	8.20	8.20	8.50	8.30	8.60	8.50	8.375		13.175
26	269	BAINES Frank	GBR	4.600	8.40	8.60	8.60	8.70	8.60	8.40	8.550		13.150
27	270	MACKENZIE Cameron	GBR	4.500	8.30	8.20	8.80	8.70	8.60	8.60	8.550		13.050
28	278	KONSTANTINIDIS C.	GRE	4.700	8.10	8.20	8.70	8.30	8.50	8.40	8.350		13.050
29	331	FRAGOSO Francisco	POR	4.600	7.70	8.20	8.60	8.60	8.20	8.20	8.300		12.900
30	216	KENIS Daan	BEL	4.000	8.70	9.10	8.70	9.10	8.50	8.70	8.800		12.800
31	338	GROZA Andrei Ioan	ROU	4.100	8.30	8.60	8.50	9.10	8.70	8.90	8.675		12.775
32	218	THYS Tomas	BEL	4.900	7.20	7.50	8.10	7.80	8.40	8.10	7.875		12.775
33	337	RADEANU D.	ROU	4.500	8.20	8.40	8.40	7.70	8.20	8.20	8.250		12.750
34	326	BORKOWSKI Lukasz	POL	4.500	7.70	8.50	8.20	8.20	8.20	8.30	8.225		12.725
35	302	DE VECCHIS Tommaso	ITA	4.200	8.50	8.50	8.80	8.50	8.50	8.20	8.500		12.700
36	251	GONZALEZ Fabian	ESP	4.300	8.30	8.50	8.30	8.70	8.40	8.40	8.400		12.700
37	275	WEINERT Daniel	GER	4.500	7.80	7.90	8.60	8.40	8.30	8.20	8.200		12.700
38	262	VANACKER Mathieu	FRA	4.700	7.80	7.80	8.00	8.20	8.40	8.00	8.000		12.700
39	332	MARTINS Ricardo	POR	4.600	8.20	7.70	7.80	8.20	8.50	8.10	8.075		12.675
40	318	KOSZTKA Karl	NED	4.300	8.40	8.20	8.30	8.70	8.20	8.40	8.325		12.625
41	319	ZUIDEMA Justen	NED	4.500	8.30	7.70	8.10	8.30	8.40	7.80	8.125		12.625
42	325	PLANKE Lars Joyce	NOR	4.100	8.60	8.60	8.00	8.70	8.20	8.40	8.450		12.550
43	358	MEIER Michael	SUI	4.300	8.20	8.10	7.90	8.20	8.60	8.30	8.200		12.500

INDIVIDUAL JUDGES SCORES  
JUNIORS TEAM COMPETITION AND QUALIFICATIONS FOR CII & CIII

THU 22 APR 2010 - 10:00



Rank	Bib	Name	NOC Code	D Score	E1 GBR	E2 NOR	E3 CRO	E4 DEN	E5 GER	E6 FRA	E Score	Pen. (L / T / O)	Total
44	303	POLINI Giancarlo	ITA	4.600	7.80	7.70	8.40	7.80	8.20	7.80	7.900		12.500
45	263	PROST Brandon	FRA	4.100	7.80	8.00	8.70	8.50	8.30	8.60	8.350		12.450
46	366	ARICAN Ferhat	TUR	4.600	7.50	7.50	8.00	8.10	7.80	7.90	7.800		12.400
47	286	O'CONNOR Christopher	IRL	4.400	7.70	7.60	8.00	8.20	8.00	8.70	7.975		12.375
48	242	PECKA Stepan	CZE	4.500	7.60	7.50	7.90	8.30	8.20	7.80	7.875		12.375
49	369	COLAK Ibrahim	TUR	4.300	8.00	8.20	8.00	8.60	7.50	7.90	8.025		12.325
50	321	SKJERAHAUG Stian	NOR	3.800	8.50	8.50	8.40	8.40	8.40	8.70	8.450		12.250
51	317	SMINK Glenn	NED	4.200	7.30	7.80	8.10	8.20	8.10	8.10	8.025		12.225
52	322	ANDREASSEN Haakon	NOR	3.800	8.20	8.30	8.50	8.30	8.20	8.50	8.325		12.125
53	320	LOVDAHL Conor	NED	4.200	7.70	8.30	8.20	7.70	7.70	8.00	7.900		12.100
54	276	ILIOPOULOS Nikolaos	GRE	4.200	7.70	7.80	7.70	8.20	8.30	7.90	7.900		12.100
55	284	SELMECZI Bank	HUN	4.400	7.80	7.90	7.70	7.40	7.40	8.20	7.700		12.100
56	272	HERDER Philipp	GER	4.800	7.30	7.00	7.20	7.60	7.00	7.70	7.275		12.075
57	280	KOULIS M.	GRE	4.200	7.30	8.00	7.80	8.30	7.60	7.90	7.825		12.025
58	359	HEGI Oliver	SUI	3.900	8.10	8.00	8.00	7.90	8.00	8.00	8.000		11.900
59	207	FRICK Juergen	AUT	3.800	7.90	8.20	8.40	7.90	8.10	7.90	8.025		11.825
60	287	FOX Daniel	IRL	3.100	9.00	8.70	8.50	9.00	8.30	8.60	8.700		11.800
61	363	VARGOVSKY Ivan	SVK	3.800	7.90	8.20	8.10	7.40	8.00	8.00	8.000		11.800
62	283	TOTH Levente	HUN	3.600	7.30	8.30	8.00	8.10	8.20	8.40	8.150		11.750
63	311	CROVETTO Kevin	MON	3.800	7.00	8.00	7.80	8.10	8.00	8.00	7.950		11.750
64	306	TVOROGAL Robert	LTU	4.000	7.60	7.70	7.70	8.20	7.40	7.60	7.650		11.650
65	346	PECAN Matic	SLO	4.300	7.00	7.20	7.60	7.20	7.50	7.40	7.325		11.625
66	237	KRASIAS Michalis	CYP	3.700	7.50	8.10	7.80	8.00	8.10	7.70	7.900		11.600
67	258	PAIVANEN Jimi	FIN	2.700	9.10	8.90	8.50	8.90	8.70	8.90	8.850		11.550
68	249	RYDBERG Kasper	DEN	3.500	8.20	7.80	8.10	8.50	7.80	8.10	8.050		11.550
69	281	MAKRA Laszlo	HUN	4.100	7.00	7.40	7.70	7.20	7.20	7.60	7.350		11.450
70	361	MICHNAK Slavomir	SVK	3.600	7.60	7.90	7.60	7.90	8.00	7.90	7.825		11.425
71	231	BOROSA Filip	CRO	3.600	7.60	7.80	8.00	7.40	8.20	7.70	7.775		11.375
72	209	KRANZLMUELLER S.	AUT	3.600	7.90	7.80	7.80	7.70	7.80	7.60	7.775		11.375
73	324	ULVEN Peder	NOR	3.100	8.20	8.80	8.40	7.80	8.10	8.30	8.250		11.350
74	349	ALHADI Omar	SLO	3.700	7.10	7.30	7.90	7.70	7.90	7.60	7.625		11.325
75	277	CHATZIEFSTATHIOU G.	GRE	3.400	7.80	7.80	8.10	8.00	7.90	7.90	7.900		11.300
76	307	KUZMICKAS Tomas	LTU	3.700	7.40	7.40	7.80	8.30	7.40	7.60	7.550		11.250
77	256	NIVA Heikki	FIN	3.900	6.30	7.20	7.30	7.10	7.50	7.50	7.275		11.175
78	285	BABOS Adam	HUN	4.200	6.70	7.20	7.10	6.90	6.70	7.10	6.950		11.150
79	259	LAULUMAA Petrus	FIN	3.000	7.80	8.30	8.00	8.20	7.90	8.40	8.100		11.100
80	206	BAUER Alwin	AUT	3.000	8.10	7.90	8.10	7.90	8.10	8.10	8.050		11.050
81	241	RADOVESNICKY Daniel	CZE	4.000	6.70	6.30	7.80	7.30	7.00	6.90	6.975		10.975
82	291	GUNNARSSON Jon	ISL	2.900	7.80	7.60	8.20	8.30	8.00	8.00	8.000		10.900
83	208	FUSSENEGGER Michael	AUT	3.100	8.10	7.40	8.30	7.60	7.80	7.60	7.775		10.875
84	246	FRANSEN Marcus	DEN	2.400	8.50	8.30	8.60	9.00	8.40	8.30	8.450		10.850
85	350	RAUTER Tine	SLO	3.600	7.20	7.10	7.50	7.20	7.40	7.20	7.250		10.850
86	347	ZUNKO Zan	SLO	3.400	7.30	7.40	7.40	6.90	7.40	7.90	7.375		10.775


INDIVIDUAL JUDGES SCORES  
JUNIORS TEAM COMPETITION AND QUALIFICATIONS FOR CII & CIII

THU 22 APR 2010 - 10:00



Rank	Bib	Name	NOC Code	D Score	E1 GBR	E2 NOR	E3 CRO	E4 DEN	E5 GER	E6 FRA	E Score	Pen. (L / T / O)	Total
87	362	ARGALAS Martin	SVK	3.600	6.80	6.90	7.50	7.30	7.30	7.20	7.175		10.775
88	247	WAGNER James	DEN	3.100	7.90	7.60	7.80	7.20	7.30	7.40	7.525		10.625
89	257	HOLOPAINEN Kasper	FIN	3.000	7.50	7.30	7.50	7.70	7.70	7.30	7.500		10.500
90	370	AKDOGAN Semih	TUR	3.500	6.40	6.40	7.30	7.30	7.40	7.00	7.000		10.500
91	353	DORDEVIC Dusan	SRB	3.000	7.40	7.70	7.50	7.10	7.30	7.70	7.475		10.475
92	240	PAPAEVRIPIDOU Xenios	CYP	3.700	6.00	6.60	6.40	7.00	7.20	7.00	6.750		10.450
93	232	KOVACEVIC Anton	CRO	2.900	7.40	7.20	7.70	7.00	7.50	7.50	7.400		10.300
94	239	LOUCAIDES Stefanos	CYP	3.600	5.80	6.60	7.00	6.20	7.30	6.90	6.675		10.275
95	244	PAZDERA Martin	CZE	2.300	7.80	7.90	7.50	8.00	8.00	8.10	7.925		10.225
96	254	ALONSO CALVO Adria	ESP	3.700	6.00	6.00	6.80	6.60	7.10	6.40	6.450		10.150
97	250	RIDDER Lukas	DEN	2.700	7.60	7.10	7.30	7.40	7.40	7.60	7.425		10.125
98	348	MAURIC Primoz	SLO	3.200	7.00	6.70	7.00	6.70	7.00	7.00	6.925		10.125
99	248	JOHANSEN Mathias	DEN	2.900	6.50	6.70	7.10	7.80	7.30	7.30	7.100		10.000
100	219	VERBAEYS Jimmy	BEL	3.000	6.40	6.50	7.20	6.90	7.10	7.20	6.925		9.925
101	210	SCHWAB Johannes	AUT	3.100	6.70	6.40	7.00	6.90	7.00	6.70	6.825		9.925
102	211	AGHADADAYEV Elvin	AZE	3.900	5.00	5.40	6.30	6.50	5.80	6.40	5.975		9.875
103	364	KISS Michal	SVK	2.300	7.70	7.80	7.30	7.20	7.40	7.80	7.550		9.850
104	289	O'CONNOR Matthew	IRL	2.200	7.30	7.60	7.70	7.70	7.40	8.50	7.600		9.800
105	354	MRDENOVIC Nikola	SRB	2.400	7.30	6.70	7.00	6.20	6.90	7.40	6.975		9.375
106	355	DEJANOVIC Bojan	SRB	2.500	6.00	7.00	7.20	6.60	6.50	7.20	6.825		9.325
107	367	ARABACIOGLU Emre	TUR	2.700	5.80	4.60	6.50	6.50	6.80	6.00	6.200		8.900
108	368	ONDER Ahmet	TUR	2.700	5.30	5.40	6.00	6.40	6.10	5.60	5.775		8.475
109	352	ILIC Gavriilo	SRB	2.700	2.80	3.30	3.50	4.50	4.00	3.80	3.650		6.350
110	323	ANDERSEN K.	NOR	2.100	3.70	3.60	3.20	3.40	3.40	3.60	3.500		5.600
111	243	KARDOS David	CZE	2.300	3.40	2.20	3.60	2.80	3.30	3.60	3.275		5.575
112	233	KUSAN Leonardo	CRO	2.400	2.10	2.20	2.20	2.20	2.90	2.40	2.250		4.650
113	271	KEIL C.	GER	1.400	0.30	0.40	1.40	0.40	0.30	0.60	0.425		1.825

**Legend:**  
**D** Difficulty score      **E1 - E6** Execution Panel judges 1 - 6      **Pen** Penalty      **L / T / O** Penalty Line / Time / Other

 Rings

INDIVIDUAL JUDGES SCORES  
JUNIORS TEAM COMPETITION AND QUALIFICATIONS FOR CII & CIII

THU 22 APR 2010 - 10:00



Rank	Bib	Name	NOC Code	V	D Score	E1 POL	E2 SRB	E3 POR	E4 ESP	E5 LTU	E6 CYP	E Score	Pen. (L / O)	Vault	Pen. 2 Vaults	Total
1	304	LODADIO Marco	ITA	1	6.600	9.30	9.50	9.40	9.10	9.20	9.50	9.350		15.950		15.950
				2	5.400	9.30	9.30	9.40	9.40	9.30	9.40	9.350		14.750		
2	252	ABAD Nestor	ESP	1	6.200	9.30	9.30	9.50	9.50	9.40	9.40	9.400		15.600		15.600
				2	6.200	9.40	9.20	9.20	9.30	9.20	9.20	9.225		15.425		
3	251	GONZALEZ Fabian	ESP	1	6.200	9.30	9.30	9.40	9.40	9.10	9.40	9.350		15.550		15.550
				2	5.800	9.50	9.40	9.40	9.50	9.30	9.40	9.425		15.225		
4	201	DAVTYAN Artur	ARM	1	6.200	9.50	9.40	9.30	9.30	9.30	9.40	9.350		15.550		15.550
				2	6.200	9.30	9.20	9.40	9.30	9.40	9.30	9.325		15.525		
5	218	THYS Tomas	BEL	1	6.200	9.40	9.30	9.30	9.30	9.20	9.40	9.325		15.525		15.525
				2	5.800	9.30	9.30	9.30	9.30	9.30	9.30	9.300		15.100		
6	317	SMINK Glenn	NED	1	6.200	9.30	9.20	9.10	9.20	9.30	9.30	9.250		15.450		15.450
				2	3.000	5.50	8.00	8.00	8.00	8.00	7.50	7.875		10.875		
7	360	BRAEGGER Pablo	SUI	1	6.200	9.30	9.20	9.00	9.10	9.30	9.30	9.225		15.425		15.425
				2	5.800	9.40	9.40	9.40	9.40	9.50	9.40	9.400		15.200		
8	336	MUNTEAN A.	ROU	1	6.200	9.30	9.30	9.10	9.10	9.20	9.30	9.225		15.425		15.425
9	366	ARICAN Ferhat	TUR	1	6.200	9.20	9.30	9.30	9.30	9.10	8.90	9.225	(.0 / .0)	15.425		15.425
				2	5.400	8.80	8.60	8.90	8.80	9.00	8.70	8.800	0.1 (.1 / .0)	14.100		
10	358	MEIER Michael	SUI	1	6.200	9.40	9.30	9.30	9.30	9.30	9.30	9.300	0.1 (.1 / .0)	15.400		15.400
				2	5.400	9.40	9.10	9.30	9.30	9.40	9.40	9.350	(.0 / .0)	14.750		
11	322	ANDREASSEN Haakon	NOR	1	6.600	8.80	8.80	8.60	9.10	9.00	9.00	8.900	0.1 (.1 / .0)	15.400		15.400
				2	5.400	9.20	9.20	9.20	9.10	9.10	9.30	9.175	(.0 / .0)	14.575		
12	270	MACKENZIE Cameron	GBR	1	6.200	9.00	9.10	9.10	9.10	9.30	9.20	9.125		15.325		15.325
13	262	VANACKER Mathieu	FRA	1	6.200	9.30	9.00	9.10	9.20	9.30	9.30	9.225	0.1 (.1 / .0)	15.325		15.325
				2	4.200	9.00	9.10	9.00	8.90	9.00	9.00	9.000	(.0 / .0)	13.200		
14	217	NEUTELEERS Thomas	BEL	1	6.200	9.00	9.10	9.00	9.00	9.00	9.00	9.000		15.200		15.200
15	261	ZONA Jim	FRA	1	5.800	9.20	9.40	9.30	9.10	9.40	9.40	9.325		15.125		15.125
16	268	WHITLOCK Max	GBR	1	5.800	9.40	9.40	9.20	9.10	9.30	9.30	9.300		15.100		15.100
				2	5.400	8.90	9.10	9.00	9.20	9.10	9.30	9.100		14.500		
17	266	OLDHAM Sam	GBR	1	6.200	8.80	9.30	8.80	9.00	9.00	8.80	8.900		15.100		15.100
18	263	PROST Brandon	FRA	1	5.800	9.20	9.40	9.20	9.20	9.30	9.30	9.250		15.050		15.050
19	259	LAULUMAA Petrus	FIN	1	5.800	9.30	9.30	9.20	9.20	9.10	9.40	9.250		15.050		15.050
				2	5.800	9.20	9.10	9.10	9.20	9.30	9.20	9.175		14.975		
20	337	RADEANU D.	ROU	1	6.200	9.00	8.50	9.10	8.90	8.80	9.20	8.950	0.1 (.1 / .0)	15.050		15.050
				2	6.200	9.00	8.70	9.00	9.00	9.00	9.20	9.000	0.1 (.1 / .0)	15.100		
21	273	JURSCH Christopher	GER	1	5.800	9.20	9.20	9.00	9.30	9.20	9.20	9.200		15.000		15.000
22	327	CECOT Sebastian	POL	1	6.600	8.80	8.60	8.30	8.50	8.60	8.00	8.500	0.1 (.1 / .0)	15.000		15.000
				2	5.800	8.20	8.40	8.40	8.40	8.10	8.20	8.300	0.3 (.3 / .0)	13.800		
23	220	SIEMON Volkaert	BEL	1	6.200	9.00	9.00	9.00	9.10	9.10	9.10	9.050	0.3 (.3 / .0)	14.950		14.950
				2	5.800	9.30	9.30	9.30	9.30	9.30	9.40	9.300	(.0 / .0)	15.100		
24	338	GROZA Andrei Ioan	ROU	1	5.400	9.30	9.40	9.60	9.60	9.40	9.50	9.475		14.875		14.875
25	356	RIZZO Marco	SUI	1	6.200	8.80	9.20	9.00	8.90	9.00	8.90	8.950	0.3 (.3 / .0)	14.850		14.850
				2	5.800	9.30	9.40	9.20	9.20	9.30	9.30	9.275	(.0 / .0)	15.075		

INDIVIDUAL JUDGES SCORES  
JUNIORS TEAM COMPETITION AND QUALIFICATIONS FOR CII & CIII

THU 22 APR 2010 - 10:00



Rank	Bib	Name	NOC Code	V	D Score	E1 POL	E2 SRB	E3 POR	E4 ESP	E5 LTU	E6 CYP	E Score	Pen. (L / O)	Vault	Pen. 2 Vaults	Total
26	267	BECKFORD Reiss	GBR	1	6.200	8.90	8.20	8.50	8.80	9.00	8.80	8.750	0.1 (.1 / .0)	14.850		14.850
				2	5.800	9.10	9.50	9.10	9.20	9.20	9.40	9.225	(.0 / .0)	15.025		
27	271	KEIL C.	GER	1	5.800	9.00	9.10	9.00	9.20	9.30	9.00	9.075	0.1 (.1 / .0)	14.775		14.775
28	340	KOTRONG A.	ROU	1	6.200	8.80	8.80	8.80	9.00	8.90	8.90	8.850	0.3 (.3 / .0)	14.750		14.750
29	256	NIVA Heikki	FIN	1	5.400	9.40	9.20	9.20	9.30	9.20	9.40	9.275		14.675		14.675
30	219	VERBAEYS Jimmy	BEL	1	5.400	9.30	9.30	9.30	9.10	9.20	9.30	9.275		14.675		14.675
31	278	KONSTANTINIDIS C.	GRE	1	5.800	8.90	8.90	8.80	8.80	8.90	8.90	8.875		14.675		14.675
				2	5.400	9.30	9.30	9.10	9.10	9.30	9.40	9.250		14.650		
32	269	BAINES Frank	GBR	1	5.400	9.40	9.20	9.20	9.30	9.20	9.30	9.250		14.650		14.650
33	326	BORKOWSKI Lukasz	POL	1	5.400	9.30	9.30	9.00	9.20	9.20	9.40	9.250		14.650		14.650
34	264	PHILIPPE Mathias	FRA	1	5.400	9.30	9.30	9.20	9.20	9.20	9.30	9.250		14.650		14.650
35	305	VINCENZI Aramis	ITA	1	5.400	9.30	9.20	9.20	9.10	9.30	9.30	9.250		14.650		14.650
36	357	YUSOF Eddy	SUI	1	5.400	9.20	9.30	9.00	9.10	9.30	9.50	9.225		14.625		14.625
37	301	EDALLI Ludovico	ITA	1	5.400	9.20	9.40	9.20	9.20	9.20	9.30	9.225		14.625		14.625
38	216	KENIS Daan	BEL	1	5.400	9.30	9.30	9.20	9.20	9.20	9.20	9.225		14.625		14.625
39	331	FRAGOSO Francisco	POR	1	5.400	9.00	9.30	9.20	9.20	9.30	9.20	9.225		14.625		14.625
40	363	VARGOVSKY Ivan	SVK	1	5.400	9.10	9.30	9.30	9.20	9.10	9.50	9.225		14.625		14.625
				2	4.600	7.70	7.80	7.80	7.90	8.50	8.20	7.925		12.525		
41	272	HERDER Philipp	GER	1	5.400	9.30	9.30	9.20	9.10	9.00	9.20	9.200		14.600		14.600
42	321	SKJERAHAUG Stian	NOR	1	5.400	9.10	9.00	9.30	8.90	9.20	9.30	9.150		14.550		14.550
43	260	SAARENKETO Heikki	FIN	1	5.400	8.90	9.20	9.10	9.20	9.10	9.30	9.150		14.550		14.550
44	285	BABOS Adam	HUN	1	5.400	9.10	9.10	9.10	9.20	9.20	9.00	9.125		14.525		14.525
45	275	WEINERT Daniel	GER	1	5.400	9.20	9.20	9.10	8.90	9.30	9.30	9.200	0.1 (.1 / .0)	14.500		14.500
46	323	ANDERSEN K.	NOR	1	5.400	9.20	9.30	9.20	9.20	9.20	9.20	9.200	0.1 (.1 / .0)	14.500		14.500
47	265	MICHOLET Stephen	FRA	1	5.400	9.10	9.10	9.20	9.00	9.20	9.00	9.100		14.500		14.500
47	311	CROVETTO Kevin	MON	1	5.400	9.10	9.00	9.00	9.20	9.20	9.10	9.100		14.500		14.500
49	347	ZUNKO Zan	SLO	1	5.400	9.20	9.20	9.20	9.10	9.10	9.00	9.150	0.1 (.1 / .0)	14.450		14.450
				2	4.200	9.30	9.20	9.10	9.20	9.20	9.20	9.200	(.0 / .0)	13.400		
50	318	KOSZTKA Karl	NED	1	5.400	9.30	9.00	8.90	9.10	9.20	8.90	9.050		14.450		14.450
51	238	SOLEAS Christos	CYP	1	5.400	9.10	9.10	9.00	9.00	8.90	9.20	9.050		14.450		14.450
52	350	RAUTER Tine	SLO	1	5.400	9.20	9.20	9.10	9.10	8.90	9.10	9.125	0.1 (.1 / .0)	14.425		14.425
53	283	TOTH Levente	HUN	1	5.400	9.10	9.30	9.10	9.10	9.10	9.10	9.100	0.1 (.1 / .0)	14.400		14.400
54	332	MARTINS Ricardo	POR	1	5.400	9.10	8.90	9.00	9.00	8.90	9.20	9.000		14.400		14.400
55	277	CHATZIEFSTATHIOU G.	GRE	1	5.400	8.90	9.00	9.00	9.00	9.00	9.00	9.000		14.400		14.400
56	320	LOVDAHL Conor	NED	1	5.400	9.10	9.20	8.90	8.80	8.80	9.10	8.975		14.375		14.375
57	316	BLETTERMAN Michel	NED	1	5.400	9.00	9.00	9.10	8.90	8.90	9.00	8.975		14.375		14.375
58	257	HOLOPAINEN Kasper	FIN	1	5.400	8.70	8.60	9.10	9.10	8.90	9.20	8.950		14.350		14.350
				2	4.200	9.30	8.90	9.20	9.10	9.10	9.20	9.150		13.350		
59	202	VARDANYAN Vahan	ARM	1	5.400	9.00	9.00	9.30	8.90	9.20	9.00	9.050	0.1 (.1 / .0)	14.350		14.350
				2	0.000	0.00	0.00	0.00	0.00	0.00	0.00	0.000	(.0 / .0)	0.000		
60	276	ILIOPOULOS Nikolaos	GRE	1	5.400	8.80	9.10	9.10	8.80	8.90	8.90	8.925		14.325		14.325
61	237	KRASIAS Michalis	CYP	1	5.400	8.90	8.90	8.90	9.00	8.90	9.00	8.925		14.325		14.325
62	208	FUSSENEGGER Michael	AUT	1	5.400	9.10	9.00	8.90	8.90	9.00	9.10	9.000	0.1 (.1 / .0)	14.300		14.300

INDIVIDUAL JUDGES SCORES  
JUNIORS TEAM COMPETITION AND QUALIFICATIONS FOR CII & CIII

THU 22 APR 2010 - 10:00




Rank	Bib	Name	NOC Code	V	D Score	E1 POL	E2 SRB	E3 POR	E4 ESP	E5 LTU	E6 CYP	E Score	Pen. (L / O)	Vault	Pen. 2 Vaults	Total
63	306	TVOROGAL Robert	LTU	1	5.400	8.60	9.00	8.90	8.90	8.90	8.70	8.850		14.250		14.250
64	279	KONSTANTINIDIS K.	GRE	1	5.400	8.90	8.90	8.70	8.80	8.80	9.00	8.850		14.250		14.250
65	253	PEREZ MARCHANT J.	ESP	1	5.400	9.30	9.20	9.20	9.30	9.20	9.10	9.225	0.4 (.4 / .0)	14.225		14.225
66	302	DE VECCHIS Tommaso	ITA	1	5.400	9.00	8.60	9.10	9.20	9.10	9.20	9.100	0.3 (.3 / .0)	14.200		14.200
67	282	VAGNER Levente	HUN	1	5.000	9.20	9.20	9.10	9.10	9.10	9.20	9.150		14.150		14.150
68	235	KOROSTELJEV Andrej	CRO	1	5.000	9.20	9.30	9.10	9.10	9.10	9.00	9.125		14.125		14.125
69	207	FRICK Juergen	AUT	1	5.400	8.80	8.90	8.80	8.70	8.80	8.90	8.825	0.1 (.1 / .0)	14.125		14.125
70	240	PAPAEVRIPIDOU Xenios	CYP	1	5.400	9.00	8.70	8.70	8.70	8.80	9.00	8.800	0.1 (.1 / .0)	14.100		14.100
71	369	COLAK Ibrahim	TUR	1	5.000	9.00	9.10	9.10	9.20	9.00	8.80	9.050		14.050		14.050
72	231	BOROSA Filip	CRO	1	5.400	8.70	8.60	8.50	8.40	8.40	8.50	8.500		13.900		13.900
73	324	ULVEN Peder	NOR	1	4.600	9.20	9.10	8.90	9.40	9.30	9.30	9.225		13.825		13.825
74	362	ARGALAS Martin	SVK	1	4.600	9.10	9.20	9.00	9.30	9.20	9.20	9.175		13.775		13.775
				2	3.800	9.40	9.20	9.20	9.30	9.40	9.40	9.325		13.125		
75	352	ILIC Gavriilo	SRB	1	4.600	9.30	9.30	9.00	8.90	9.10	9.40	9.175		13.775		13.775
76	258	PAIVANEN Jimi	FIN	1	4.600	9.00	9.10	9.20	9.50	9.10	9.30	9.175		13.775		13.775
77	248	JOHANSEN Mathias	DEN	1	4.600	9.10	9.10	9.10	9.20	9.20	9.20	9.150		13.750		13.750
78	284	SELMECZI Bank	HUN	1	4.600	9.00	9.20	9.20	9.10	9.10	9.20	9.150		13.750		13.750
79	370	AKDOGAN Semih	TUR	1	4.600	8.90	9.10	9.20	9.40	9.10	9.10	9.125		13.725		13.725
80	361	MICHNAK Slavomir	SVK	1	4.600	9.00	9.20	9.10	9.10	9.20	9.10	9.125		13.725		13.725
81	280	KOULIS M.	GRE	1	4.600	9.10	9.10	9.00	9.20	9.10	9.10	9.100		13.700		13.700
82	325	PLANKE Lars Joyce	NOR	1	5.400	8.60	8.70	8.80	8.90	8.80	9.00	8.800	0.5 (.5 / .0)	13.700		13.700
83	346	PECAN Matic	SLO	1	4.600	9.00	9.30	9.00	9.10	9.20	9.00	9.075		13.675		13.675
84	206	BAUER Alwin	AUT	1	4.600	9.20	9.00	9.00	8.90	9.00	9.20	9.050		13.650		13.650
85	286	O'CONNOR Christopher	IRL	1	4.600	9.00	9.10	9.10	8.90	9.00	9.10	9.050		13.650		13.650
86	355	DEJANOVIC Bojan	SRB	1	4.600	9.20	9.10	9.00	9.00	9.00	9.00	9.025		13.625		13.625
87	249	RYDBERG Kasper	DEN	1	4.600	8.80	9.00	9.00	9.00	8.90	9.30	8.975		13.575		13.575
88	365	MARCAK Eduard	SVK	1	4.600	8.80	8.80	9.00	9.00	9.00	9.00	8.950		13.550		13.550
				2	4.000	9.00	9.00	9.00	9.00	9.10	9.10	9.025		13.025		
89	348	MAURIC Primoz	SLO	1	4.600	9.00	9.10	9.10	8.70	8.70	9.00	8.950		13.550		13.550
90	291	GUNNARSSON Jon	ISL	1	4.600	8.80	9.00	8.80	9.00	9.00	9.00	8.950		13.550		13.550
91	319	ZUIDEMA Justen	NED	1	4.600	9.00	8.90	8.90	8.90	9.00	9.10	8.950		13.550		13.550
92	209	KRANZLMUELLER S.	AUT	1	4.600	9.00	8.90	8.80	9.00	8.80	9.10	8.925		13.525		13.525
93	246	FRANSEN Marcus	DEN	1	4.600	9.00	9.00	9.10	8.90	8.90	9.10	9.000	0.1 (.1 / .0)	13.500		13.500
94	243	KARDOS David	CZE	1	4.600	8.90	9.00	9.00	8.90	8.80	8.80	8.900		13.500		13.500
95	250	RIDDER Lukas	DEN	1	4.600	9.20	9.10	9.20	9.20	9.00	9.20	9.175	0.3 (.3 / .0)	13.475		13.475
96	210	SCHWAB Johannes	AUT	1	4.600	9.00	9.10	8.80	9.00	9.00	8.90	8.975	0.1 (.1 / .0)	13.475		13.475
97	367	ARABACIOGLU Emre	TUR	1	4.600	9.20	8.70	8.80	9.00	8.90	9.10	8.950	0.1 (.1 / .0)	13.450		13.450
98	354	MRDENOVIC Nikola	SRB	1	4.600	9.00	9.00	8.90	8.90	8.90	9.20	8.950	0.1 (.1 / .0)	13.450		13.450
99	353	DORDEVIC Dusan	SRB	1	4.600	8.80	9.10	9.00	8.80	8.80	8.80	8.850		13.450		13.450
100	254	ALONSO CALVO Adria	ESP	1	5.400	8.20	8.10	8.20	8.40	8.80	8.60	8.350	0.3 (.3 / .0)	13.450		13.450
101	242	PECKA Stepan	CZE	1	5.400	7.80	8.10	8.10	7.80	8.00	8.20	8.000		13.400		13.400
102	241	RADOVESNICKY Daniel	CZE	1	4.600	8.50	8.70	8.80	8.70	8.70	8.90	8.725		13.325		13.325
103	307	KUZMICKAS Tomas	LTU	1	5.400	8.00	8.20	8.00	8.00	8.20	8.30	8.100	0.3 (.3 / .0)	13.200		13.200

INDIVIDUAL JUDGES SCORES  
JUNIORS TEAM COMPETITION AND QUALIFICATIONS FOR CII & CIII

THU 22 APR 2010 - 10:00



Rank	Bib	Name	NOC Code	V	D Score	E1 POL	E2 SRB	E3 POR	E4 ESP	E5 LTU	E6 CYP	E Score	Pen. (L / O)	Vault	Pen. 2 Vaults	Total
104	351	MAROVIC Bozidar	SRB	1	4.600	8.70	9.10	9.00	8.80	8.80	8.80	8.850	0.3 (.3 / .0)	13.150		13.150
105	288	DALTON Adam	IRL	1	4.200	9.10	8.90	8.90	9.00	9.20	9.10	9.025	0.1 (.1 / .0)	13.125		13.125
				2	3.800	9.30	8.80	8.80	8.90	8.90	9.30	8.975	(.0 / .0)	12.775		
106	364	KISS Michal	SVK	1	4.000	9.00	9.10	8.70	8.90	9.10	9.10	9.025		13.025		13.025
107	368	ONDER Ahmet	TUR	1	4.000	9.00	9.00	9.00	9.10	9.00	9.30	9.025		13.025		13.025
108	211	AGHADADAYEV Elvin	AZE	1	4.000	8.80	8.90	8.80	8.80	9.10	8.90	8.850	0.1 (.1 / .0)	12.750		12.750
109	281	MAKRA Laszlo	HUN	1	5.400	7.50	7.70	7.80	8.00	7.80	7.60	7.725	0.4 (.4 / .0)	12.725		12.725
110	349	ALHADI Omar	SLO	1	3.800	8.90	8.80	8.70	8.60	8.80	8.90	8.800	0.1 (.1 / .0)	12.500		12.500
111	247	WAGNER James	DEN	1	3.800	8.90	8.70	8.90	8.70	8.70	9.00	8.800	0.1 (.1 / .0)	12.500		12.500
				2	0.000	0.00	0.00	0.00	0.00	0.00	0.00	0.000	(.0 / .0)	0.000		
112	239	LOUCAIDES Stefanos	CYP	1	3.800	8.60	8.60	8.70	8.70	8.50	8.70	8.650		12.450		12.450
113	287	FOX Daniel	IRL	1	3.000	9.30	9.00	9.00	9.30	9.00	9.50	9.150		12.150		12.150
114	359	HEGI Oliver	SUI	1	3.000	9.00	8.70	8.50	8.90	9.00	9.00	8.900		11.900		11.900
				2	0.000	0.00	0.00	0.00	0.00	0.00	0.00	0.000		0.000		
115	232	KOVACEVIC Anton	CRO	1	3.800	7.80	8.40	8.60	8.40	8.10	8.00	8.225	0.4 (.4 / .0)	11.625		11.625
116	244	PAZDERA Martin	CZE	1	3.800	7.40	7.70	7.70	8.10	7.70	7.80	7.725	0.3 (.3 / .0)	11.225		11.225
117	274	RITTSCHIK Ivan	GER	1	0.000	0.00	0.00	0.00	0.00	0.00	0.00	0.000		0.000		0.000
117	339	NISTOR I.	ROU	1	0.000	0.00	0.00	0.00	0.00	0.00	0.00	0.000		0.000		0.000

<b>Legend:</b>	<b>V</b> Vault number	<b>D</b> Difficulty score	<b>E1 - E6</b> Execution Panel judges 1 - 6	<b>Pen</b> Penalty	<b>L / O</b> Penalty Line / Other
	Vault				



INDIVIDUAL JUDGES SCORES  
JUNIORS TEAM COMPETITION AND QUALIFICATIONS FOR CII & CIII

THU 22 APR 2010 - 10:00



Rank	Bib	Name	NOC Code	D Score	E1 NED	E2 SLO	E3 IRL	E4 FRA	E5 SRB	E6 SUI	E Score	Pen. (L / T / O)	Total
1	336	MUNTEAN A.	ROU	5.200	8.90	9.20	9.10	8.80	8.80	9.10	8.975		14.175
2	261	ZONA Jim	FRA	5.100	9.10	8.80	8.70	9.10	8.60	9.10	8.925		14.025
3	359	HEGI Oliver	SUI	5.100	9.20	8.80	8.90	9.00	8.80	8.90	8.900		14.000
4	267	BECKFORD Reiss	GBR	4.900	8.70	9.20	9.20	8.90	9.00	9.00	9.025		13.925
5	269	BAINES Frank	GBR	4.900	9.00	8.90	9.10	9.00	9.20	9.00	9.025		13.925
6	271	KEIL C.	GER	4.600	9.20	9.30	9.20	9.30	9.20	9.20	9.225		13.825
7	357	YUSOF Eddy	SUI	4.700	8.90	8.90	9.10	9.40	9.10	9.20	9.075		13.775
8	270	MACKENZIE Cameron	GBR	4.700	9.10	9.00	9.10	9.30	8.90	9.10	9.075		13.775
9	268	WHITLOCK Max	GBR	5.000	8.60	8.80	8.80	8.80	8.70	8.80	8.775		13.775
10	366	ARICAN Ferhat	TUR	5.100	8.50	8.50	8.80	8.60	8.80	8.70	8.650		13.750
11	252	ABAD Nestor	ESP	4.900	8.70	8.90	8.80	8.80	8.90	8.60	8.800		13.700
12	262	VANACKER Mathieu	FRA	5.000	8.80	8.90	8.80	8.50	8.70	8.50	8.700		13.700
13	236	KRASIAS Dimitris	CYP	5.000	8.80	8.80	8.70	8.50	8.60	8.70	8.700		13.700
14	277	CHATZIEFSTATHIOU G.	GRE	4.700	9.10	8.50	9.10	9.00	8.80	9.00	8.975		13.675
15	360	BRAEGGER Pablo	SUI	4.700	8.90	8.90	8.80	9.10	9.00	9.10	8.975		13.675
16	273	JURSCH Christopher	GER	4.900	8.60	8.70	8.90	9.10	8.50	8.90	8.775		13.675
17	358	MEIER Michael	SUI	4.700	8.80	9.20	8.90	8.90	8.90	9.00	8.925		13.625
18	285	BABOS Adam	HUN	4.500	9.30	9.10	9.00	9.20	9.00	9.00	9.075		13.575
19	275	WEINERT Daniel	GER	4.400	9.20	9.30	9.00	9.40	8.90	9.10	9.150		13.550
20	266	OLDHAM Sam	GBR	5.000	8.40	8.50	8.70	8.40	8.50	8.70	8.525		13.525
21	217	NEUTELEERS Thomas	BEL	5.200	8.30	8.00	7.90	8.50	8.50	8.40	8.300		13.500
22	255	TALLON FERNANDEZ A.	ESP	4.400	9.00	9.10	8.80	9.10	9.20	9.10	9.075		13.475
23	316	BLETTERMAN Michel	NED	4.600	8.80	9.10	8.90	8.40	9.00	8.80	8.875		13.475
24	301	EDALLI Ludovico	ITA	4.800	8.50	8.50	8.50	8.40	8.70	8.60	8.525		13.325
25	280	KOULIS M.	GRE	5.000	8.40	8.30	8.70	8.20	8.20	8.40	8.325		13.325
26	332	MARTINS Ricardo	POR	4.400	9.10	8.60	9.00	9.00	8.70	8.90	8.900		13.300
27	263	PROST Brandon	FRA	4.500	8.80	8.80	8.70	9.00	8.80	8.60	8.775		13.275
28	356	RIZZO Marco	SUI	4.700	8.80	8.10	8.70	8.30	8.60	8.70	8.575		13.275
29	201	DAVTYAN Artur	ARM	4.400	8.70	8.80	8.70	9.20	9.00	8.90	8.850		13.250
30	254	ALONSO CALVO Adria	ESP	4.700	8.20	8.50	8.80	8.60	8.50	8.60	8.550		13.250
31	276	ILIOPOULOS Nikolaos	GRE	4.700	8.70	8.70	8.50	8.50	8.00	8.40	8.525		13.225
32	339	NISTOR I.	ROU	4.700	8.40	7.50	8.50	8.60	8.60	8.60	8.525		13.225
33	264	PHILIPPE Mathias	FRA	4.400	8.90	8.50	8.70	8.90	8.70	9.00	8.800		13.200
34	302	DE VECCHIS Tommaso	ITA	4.200	9.00	8.80	8.80	9.20	9.30	8.80	8.950		13.150
35	219	VERBAEYS Jimmy	BEL	4.600	8.70	8.70	8.30	8.40	8.60	8.50	8.550		13.150
36	322	ANDREASSEN Haakon	NOR	4.100	9.30	9.00	9.10	9.00	9.00	9.00	9.025		13.125
37	232	KOVACEVIC Anton	CRO	4.200	9.10	8.90	8.80	8.90	8.90	9.00	8.925		13.125
38	216	KENIS Daan	BEL	4.600	8.50	8.30	8.70	8.60	8.20	9.00	8.525		13.125
39	282	VAGNER Levente	HUN	4.800	7.90	8.40	8.30	8.30	8.40	8.20	8.300		13.100
40	256	NIVA Heikki	FIN	4.200	8.90	8.60	8.90	9.00	8.70	8.90	8.850		13.050
41	283	TOTH Levente	HUN	4.400	8.70	8.60	8.50	8.70	8.80	8.60	8.650		13.050
42	324	ULVEN Peder	NOR	3.700	9.10	9.20	9.40	9.40	9.30	9.20	9.275		12.975
43	305	VINCENZI Aramis	ITA	4.400	8.50	8.50	8.90	8.50	8.40	8.70	8.550		12.950

INDIVIDUAL JUDGES SCORES  
JUNIORS TEAM COMPETITION AND QUALIFICATIONS FOR CII & CIII

THU 22 APR 2010 - 10:00



Rank	Bib	Name	NOC Code	D Score	E1 NED	E2 SLO	E3 IRL	E4 FRA	E5 SRB	E6 SUI	E Score	Pen. (L / T / O)	Total
44	307	KUZMICKAS Tomas	LTU	4.500	8.20	8.60	8.60	8.50	8.20	8.50	8.450		12.950
45	369	COLAK Ibrahim	TUR	4.700	8.40	8.30	8.80	8.10	8.20	8.10	8.250		12.950
46	202	VARDANYAN Vahan	ARM	3.900	8.70	9.10	9.00	9.10	9.10	8.90	9.025		12.925
47	284	SELMECZI Bank	HUN	4.100	8.60	8.90	9.50	8.90	8.80	8.70	8.825		12.925
48	208	FUSSENEGGER Michael	AUT	3.600	9.40	9.20	9.30	9.20	9.30	9.30	9.275		12.875
49	272	HERDER Philipp	GER	5.100	7.80	8.20	7.40	7.50	7.60	8.40	7.775		12.875
50	241	RADOVESNICKY Daniel	CZE	3.800	9.00	9.00	9.10	9.10	9.10	9.00	9.050		12.850
51	317	SMINK Glenn	NED	4.200	8.70	8.70	8.50	8.70	8.30	8.90	8.650		12.850
52	361	MICHNAK Slavomir	SVK	4.300	8.70	8.80	8.40	8.50	8.60	8.40	8.550		12.850
53	303	POLINI Giancarlo	ITA	4.500	7.90	8.40	8.30	8.70	8.20	8.40	8.325		12.825
54	291	GUNNARSSON Jon	ISL	3.800	9.00	8.80	9.10	9.00	9.10	8.90	9.000		12.800
55	238	SOLEAS Christos	CYP	3.900	9.10	8.90	8.70	9.00	9.00	8.60	8.900		12.800
56	206	BAUER Alwin	AUT	4.000	8.90	8.80	8.60	8.90	8.50	9.00	8.800		12.800
57	218	THYS Tomas	BEL	4.400	8.20	8.40	8.50	8.30	8.40	8.70	8.400		12.800
58	347	ZUNKO Zan	SLO	4.200	8.20	8.60	8.50	8.90	8.60	8.60	8.575		12.775
59	259	LAULUMAA Petrus	FIN	3.700	9.10	9.20	8.90	9.20	9.00	8.70	9.050		12.750
60	362	ARGALAS Martin	SVK	3.900	9.00	8.60	8.50	9.10	8.80	8.90	8.825		12.725
61	346	PECAN Matic	SLO	3.900	8.90	9.00	8.70	9.10	8.70	8.30	8.825		12.725
62	319	ZUIDEMA Justen	NED	4.100	8.60	8.80	8.70	8.50	8.60	8.60	8.625		12.725
63	281	MAKRA Laszlo	HUN	4.100	8.50	8.50	8.20	8.70	8.50	8.60	8.525		12.625
64	323	ANDERSEN K.	NOR	3.600	8.80	8.80	9.10	9.20	9.10	9.00	9.000		12.600
65	351	MAROVIC Bozidar	SRB	3.900	8.80	8.70	8.60	8.90	8.40	8.70	8.700		12.600
66	278	KONSTANTINIDIS C.	GRE	4.100	8.40	8.80	8.40	8.30	8.60	8.50	8.475		12.575
67	337	RADEANU D.	ROU	4.300	8.30	8.40	8.60	8.40	8.00	7.50	8.275		12.575
68	306	TVOROGAL Robert	LTU	4.900	8.60	7.70	7.40	7.60	7.60	7.80	7.675		12.575
69	231	BOROSA Filip	CRO	4.400	7.80	8.40	8.20	8.30	8.10	8.00	8.150		12.550
70	207	FRICK Juergen	AUT	4.100	8.30	8.60	8.20	8.40	8.60	8.40	8.425		12.525
71	265	MICHOLET Stephen	FRA	3.200	9.20	9.40	9.50	9.40	9.10	9.20	9.300		12.500
72	364	KISS Michal	SVK	3.700	8.70	9.10	8.70	8.80	9.00	8.70	8.800		12.500
73	243	KARDOS David	CZE	3.500	9.00	8.90	8.90	9.10	8.90	9.10	8.975		12.475
74	249	RYDBERG Kasper	DEN	3.700	8.50	8.90	8.50	9.00	8.80	8.90	8.775		12.475
75	240	PAPAEVRIPIDOU Xenios	CYP	4.400	7.70	7.90	8.10	8.20	8.50	8.10	8.075		12.475
76	321	SKJERAHAUG Stian	NOR	4.300	8.20	7.80	8.40	8.50	7.70	8.20	8.150		12.450
77	248	JOHANSEN Mathias	DEN	3.400	9.20	9.00	9.00	8.80	9.10	9.00	9.025		12.425
78	350	RAUTER Tine	SLO	3.500	9.00	8.90	9.00	8.70	9.00	8.80	8.925		12.425
79	286	O'CONNOR Christopher	IRL	4.000	8.20	8.70	8.70	8.40	8.10	8.30	8.400		12.400
80	325	PLANKE Lars Joyce	NOR	3.600	8.80	8.90	8.70	9.10	8.60	8.60	8.750		12.350
81	320	LOVDAHL Conor	NED	3.700	8.80	8.30	8.50	8.80	8.80	8.50	8.650		12.350
82	311	CROVETTO Kevin	MON	3.900	8.40	8.70	8.20	8.90	8.40	8.30	8.450		12.350
83	209	KRANZLMUELLER S.	AUT	3.900	8.40	8.50	8.20	8.60	8.20	8.60	8.425		12.325
84	349	ALHADI Omar	SLO	4.100	8.20	8.30	8.50	8.10	7.60	8.30	8.225		12.325
85	237	KRASIAS Michalis	CYP	4.200	8.00	8.20	8.00	8.00	8.30	8.40	8.125		12.325
86	244	PAZDERA Martin	CZE	3.500	8.90	8.60	8.70	8.90	8.50	8.90	8.775		12.275

INDIVIDUAL JUDGES SCORES  
JUNIORS TEAM COMPETITION AND QUALIFICATIONS FOR CII & CIII

THU 22 APR 2010 - 10:00



Rank	Bib	Name	NOC Code	D Score	E1 NED	E2 SLO	E3 IRL	E4 FRA	E5 SRB	E6 SUI	E Score	Pen. (L / T / O)	Total
87	210	SCHWAB Johannes	AUT	3.700	8.40	8.70	8.50	8.70	8.50	8.50	8.550		12.250
88	247	WAGNER James	DEN	3.500	8.30	8.60	8.70	9.10	8.60	9.00	8.725		12.225
89	257	HOLOPAINEN Kasper	FIN	3.500	8.60	8.90	9.00	8.60	8.60	8.70	8.700		12.200
90	352	ILIC Gavriilo	SRB	3.600	8.90	8.30	8.50	8.90	8.60	8.40	8.600		12.200
91	250	RIDDER Lukas	DEN	3.900	8.10	8.40	8.00	8.20	8.50	8.50	8.300		12.200
92	246	FRANSEN Marcus	DEN	3.500	8.50	8.70	8.70	8.80	8.70	8.50	8.650		12.150
93	251	GONZALEZ Fabian	ESP	4.900	7.20	7.70	7.20	7.40	7.20	7.20	7.250		12.150
94	331	FRAGOSO Francisco	POR	4.200	7.80	8.00	8.20	7.70	8.00	7.90	7.925		12.125
95	348	MAURIC Primoz	SLO	4.200	7.90	8.10	7.50	7.90	8.00	7.90	7.925		12.125
96	274	RITTSCHIK Ivan	GER	5.000	6.60	7.30	7.10	7.20	7.00	7.20	7.125		12.125
97	355	DEJANOVIC Bojan	SRB	3.900	8.30	8.40	8.10	8.00	8.20	8.10	8.175		12.075
98	287	FOX Daniel	IRL	3.600	8.00	8.30	8.70	8.60	8.40	8.40	8.425		12.025
99	326	BORKOWSKI Lukasz	POL	4.200	7.50	8.00	7.70	7.80	7.80	7.50	7.700		11.900
100	233	KUSAN Leonardo	CRO	3.100	8.70	8.80	8.70	8.90	8.80	8.70	8.750		11.850
101	258	PAIVANEN Jimi	FIN	3.200	8.80	8.10	8.60	8.70	9.00	8.50	8.650		11.850
102	220	SIEMON Volkaert	BEL	4.000	7.90	7.90	7.60	7.60	7.70	7.70	7.725		11.725
103	242	PECKA Stepan	CZE	4.000	7.50	8.00	7.50	7.90	7.60	7.70	7.675		11.675
104	318	KOSZTKA Karl	NED	4.100	7.40	7.80	7.20	7.80	7.30	7.80	7.575		11.675
105	368	ONDER Ahmet	TUR	5.000	7.00	7.70	6.60	6.30	6.70	5.90	6.650		11.650
106	253	PEREZ MARCHANT J.	ESP	4.100	7.70	8.00	7.20	7.50	7.10	7.60	7.500		11.600
107	363	VARGOVSKY Ivan	SVK	3.900	7.30	7.90	7.50	7.10	7.80	7.90	7.625		11.525
108	353	DORDEVIC Dusan	SRB	3.600	7.50	7.50	7.40	7.20	7.70	7.60	7.500		11.100
109	211	AGHADADAYEV Elvin	AZE	4.600	6.10	6.60	5.60	6.80	6.20	6.50	6.350		10.950
110	367	ARABACIOGLU Emre	TUR	4.100	6.50	7.70	7.00	7.10	6.70	6.10	6.825		10.925
111	338	GROZA Andrei Ioan	ROU	4.500	6.50	6.30	6.00	6.20	6.60	6.70	6.400		10.900
112	289	O'CONNOR Matthew	IRL	2.900	7.90	7.90	8.40	8.10	7.90	8.00	7.975		10.875
113	370	AKDOGAN Semih	TUR	3.900	6.60	7.30	6.80	7.40	7.00	6.80	6.975		10.875
114	354	MRDENOVIC Nikola	SRB	3.000	8.50	8.00	7.60	7.40	7.60	7.60	7.700		10.700

Legend:

D Difficulty score    E1 - E6 Execution Panel judges 1 - 6    Pen Penalty    L / T / O Penalty Line / Time / Other



Parallel Bars

INDIVIDUAL JUDGES SCORES  
JUNIORS TEAM COMPETITION AND QUALIFICATIONS FOR CII & CIII

THU 22 APR 2010 - 10:00



Rank	Bib	Name	NOC Code	D Score	E1 ITA	E2 CZE	E3 BEL	E4 AUT	E5 POR	E6 ROU	E Score	Pen. (L / T / O)	Total
1	359	HEGI Oliver	SUI	4.900	9.00	9.00	8.80	9.10	9.00	8.90	8.975		13.875
2	251	GONZALEZ Fabian	ESP	5.700	8.40	8.10	8.20	8.10	8.00	8.30	8.175		13.875
3	266	OLDHAM Sam	GBR	5.100	9.00	8.50	8.30	8.60	8.80	8.60	8.625		13.725
4	360	BRAEGGER Pablo	SUI	4.900	8.80	8.70	8.70	8.70	8.60	8.90	8.725		13.625
5	267	BECKFORD Reiss	GBR	5.100	8.60	8.50	8.80	8.50	8.50	8.50	8.525		13.625
6	306	TVOROGAL Robert	LTU	5.000	8.60	8.40	8.40	8.20	8.60	8.70	8.500		13.500
7	236	KRASIAS Dimitris	CYP	5.200	8.60	8.00	8.70	8.30	7.40	8.10	8.250		13.450
8	261	ZONA Jim	FRA	5.100	8.50	8.30	8.10	8.60	8.30	8.20	8.325		13.425
9	252	ABAD Nestor	ESP	4.900	8.40	8.50	8.30	8.80	8.90	8.20	8.500		13.400
10	336	MUNTEAN A.	ROU	4.900	8.10	8.50	8.90	8.50	8.30	8.70	8.500		13.400
11	273	JURSCH Christopher	GER	5.100	8.10	7.80	8.20	8.20	8.10	8.30	8.150		13.250
12	219	VERBAEYS Jimmy	BEL	5.000	8.20	8.00	8.80	7.70	8.20	8.50	8.225		13.225
13	358	MEIER Michael	SUI	4.500	8.50	8.80	8.70	8.70	8.60	8.80	8.700		13.200
14	303	POLINI Giancarlo	ITA	4.600	8.50	8.60	8.70	8.50	8.80	8.00	8.575		13.175
15	272	HERDER Philipp	GER	4.700	8.60	8.70	8.00	8.30	8.50	8.50	8.475		13.175
16	337	RADEANU D.	ROU	4.900	8.40	8.10	8.40	8.50	8.10	8.20	8.275		13.175
17	301	EDALLI Ludovico	ITA	4.800	8.50	8.50	8.20	8.20	8.10	8.40	8.325		13.125
18	270	MACKENZIE Cameron	GBR	4.300	9.00	8.60	8.80	9.10	8.30	8.70	8.775		13.075
19	202	VARDANYAN Vahan	ARM	4.200	8.80	8.70	8.80	9.10	9.10	8.60	8.850		13.050
20	356	RIZZO Marco	SUI	4.400	8.60	8.60	8.60	9.00	8.60	8.30	8.600		13.000
21	269	BAINES Frank	GBR	4.300	8.80	8.50	8.80	8.50	8.70	8.60	8.650		12.950
22	262	VANACKER Mathieu	FRA	4.700	8.40	8.00	8.50	8.30	7.90	8.30	8.250		12.950
23	282	VAGNER Levente	HUN	4.900	8.00	8.00	8.10	8.60	8.00	8.00	8.025		12.925
24	271	KEIL C.	GER	4.700	8.20	8.30	8.10	8.00	8.20	8.20	8.175		12.875
25	340	KOTRONG A.	ROU	4.500	8.10	8.40	8.40	8.40	8.30	8.30	8.350		12.850
26	216	KENIS Daan	BEL	4.600	8.50	8.10	8.90	8.00	8.20	8.20	8.250		12.850
27	326	BORKOWSKI Lukasz	POL	4.500	8.40	8.10	8.50	8.50	8.20	8.20	8.325		12.825
28	275	WEINERT Daniel	GER	4.200	8.30	8.60	8.70	8.60	8.60	8.50	8.575		12.775
29	217	NEUTELEERS Thomas	BEL	4.900	8.20	7.60	7.60	8.00	7.70	8.40	7.875		12.775
30	320	LOVDAHL Conor	NED	4.100	8.00	8.60	8.90	8.50	8.70	8.60	8.600		12.700
31	302	DE VECCHIS Tommaso	ITA	5.200	8.10	7.40	7.20	6.50	7.60	7.70	7.475		12.675
32	361	MICHNAK Slavomir	SVK	4.400	8.00	8.30	8.60	8.50	8.20	7.90	8.250		12.650
33	332	MARTINS Ricardo	POR	4.500	8.00	8.40	8.10	7.80	8.10	8.30	8.125		12.625
34	268	WHITLOCK Max	GBR	5.000	7.80	7.60	7.60	7.30	7.40	7.90	7.600		12.600
35	283	TOTH Levente	HUN	4.700	7.80	8.00	7.50	8.00	7.80	7.90	7.875		12.575
36	201	DAVTYAN Artur	ARM	3.900	8.70	8.60	8.60	8.70	8.80	8.30	8.650		12.550
37	316	BLETTERMAN Michel	NED	4.700	8.10	7.80	8.10	7.80	7.40	7.60	7.825		12.525
38	318	KOSZTKA Karl	NED	4.000	8.50	8.50	8.60	8.30	8.50	8.40	8.475		12.475
39	357	YUSOF Eddy	SUI	4.300	8.70	8.20	8.00	8.00	7.90	8.50	8.175		12.475
40	317	SMINK Glenn	NED	4.300	8.20	8.10	8.40	7.70	8.10	8.30	8.175		12.475
41	277	CHATZIEFSTATHIOU G.	GRE	4.400	8.30	8.00	8.10	8.30	7.40	7.90	8.075		12.475
42	242	PECKA Stepan	CZE	4.000	8.40	8.40	8.40	8.60	8.60	8.30	8.450		12.450
43	281	MAKRA Laszlo	HUN	4.300	8.20	8.20	8.20	8.20	7.70	8.00	8.150		12.450

INDIVIDUAL JUDGES SCORES  
JUNIORS TEAM COMPETITION AND QUALIFICATIONS FOR CII & CIII

THU 22 APR 2010 - 10:00




Rank	Bib	Name	NOC Code	D Score	E1 ITA	E2 CZE	E3 BEL	E4 AUT	E5 POR	E6 ROU	E Score	Pen. (L / T / O)	Total
44	256	NIVA Heikki	FIN	4.700	7.70	7.90	7.60	7.60	7.80	8.10	7.750		12.450
45	240	PAPAEVRIPIDOU Xenios	CYP	4.900	7.40	7.40	7.30	7.50	7.20	8.20	7.400		12.300
46	210	SCHWAB Johannes	AUT	4.400	7.60	7.80	7.60	8.00	8.00	8.20	7.850		12.250
47	311	CROVETTO Kevin	MON	3.900	8.40	8.50	8.10	8.20	8.60	8.20	8.325		12.225
48	263	PROST Brandon	FRA	4.600	7.60	7.60	7.80	7.60	7.30	7.30	7.525		12.125
49	208	FUSSENEGGER Michael	AUT	3.700	8.20	8.50	8.50	8.20	8.50	8.30	8.375		12.075
50	321	SKJERAHAUG Stian	NOR	4.500	7.60	7.60	7.40	7.70	7.40	8.00	7.575		12.075
51	237	KRASIAS Michalis	CYP	3.900	8.30	8.10	7.60	8.30	7.90	8.30	8.150		12.050
52	255	TALLON FERNANDEZ A.	ESP	3.600	8.50	8.40	8.50	8.80	8.30	8.10	8.425		12.025
53	232	KOVACEVIC Anton	CRO	3.400	8.80	8.70	8.70	8.40	7.90	8.50	8.575		11.975
54	339	NISTOR I.	ROU	4.900	7.00	6.60	7.00	7.10	7.10	7.30	7.050		11.950
55	258	PAIVANEN Jimi	FIN	3.100	8.90	8.70	8.70	9.00	8.90	8.60	8.800		11.900
56	241	RADOVESNICKY Daniel	CZE	3.400	8.50	8.50	8.60	8.40	8.70	8.20	8.500		11.900
57	324	ULVEN Peder	NOR	3.700	8.00	8.20	8.00	8.40	8.20	8.30	8.175		11.875
58	305	VINCENZI Aramis	ITA	3.700	8.50	8.10	8.20	8.20	8.20	8.10	8.175		11.875
59	325	PLANKE Lars Joyce	NOR	4.200	7.90	7.60	7.50	7.30	7.70	7.80	7.650		11.850
60	249	RYDBERG Kasper	DEN	3.200	8.50	8.70	8.90	8.40	8.90	8.10	8.625		11.825
61	346	PECAN Matic	SLO	3.700	7.80	8.20	7.80	8.20	8.40	8.20	8.100		11.800
62	257	HOLOPAINEN Kasper	FIN	3.800	7.70	8.40	7.90	8.40	7.90	7.80	8.000		11.800
63	331	FRAGOSO Francisco	POR	4.400	7.20	7.40	7.30	7.60	7.20	8.50	7.375		11.775
64	253	PEREZ MARCHANT J.	ESP	3.700	7.90	8.00	8.10	8.10	7.70	8.10	8.025		11.725
65	367	ARABACIOGLU Emre	TUR	3.500	8.00	8.20	8.30	8.10	8.20	8.30	8.200		11.700
66	368	ONDER Ahmet	TUR	4.400	7.30	7.20	7.40	6.60	7.50	7.30	7.300		11.700
67	319	ZUIDEMA Justen	NED	3.500	8.10	8.40	8.20	7.80	8.20	8.10	8.150		11.650
68	369	COLAK Ibrahim	TUR	4.000	7.70	7.80	7.60	8.20	7.10	7.50	7.650		11.650
69	218	THYS Tomas	BEL	4.400	6.60	7.20	7.10	7.20	8.00	7.50	7.250		11.650
70	274	RITTSCHIK Ivan	GER	4.500	7.00	7.10	7.30	6.80	7.40	7.00	7.100		11.600
71	209	KRANZLMUELLER S.	AUT	4.000	7.30	7.40	7.80	7.80	7.40	7.70	7.575		11.575
72	276	ILIOPOULOS Nikolaos	GRE	4.200	7.60	7.30	7.20	6.80	7.30	7.40	7.300		11.500
73	206	BAUER Alwin	AUT	3.100	8.50	8.60	8.30	8.40	8.30	8.30	8.375		11.475
74	243	KARDOS David	CZE	3.100	8.50	8.30	8.00	8.30	8.50	8.30	8.350		11.450
75	231	BOROSA Filip	CRO	3.700	7.70	8.00	7.50	7.80	7.00	8.20	7.750		11.450
76	280	KOULIS M.	GRE	3.600	7.50	7.90	7.90	8.00	7.60	7.80	7.800		11.400
77	347	ZUNKO Zan	SLO	3.700	7.80	7.60	7.50	8.00	7.40	7.80	7.675		11.375
78	338	GROZA Andrei Ioan	ROU	4.700	6.50	6.30	6.80	7.00	6.40	7.20	6.675		11.375
79	239	LOUCAIDES Stefanos	CYP	3.500	7.80	7.90	8.20	7.70	8.00	7.10	7.850		11.350
80	322	ANDREASSEN Haakon	NOR	4.300	7.00	7.40	6.60	6.70	6.60	7.20	6.875		11.175
81	264	PHILIPPE Mathias	FRA	3.700	7.30	7.50	7.30	7.40	7.90	7.60	7.450		11.150
82	286	O'CONNOR Christopher	IRL	3.700	7.30	7.30	7.40	7.30	7.10	7.40	7.325		11.025
83	233	KUSAN Leonardo	CRO	2.500	8.40	8.40	8.60	8.30	8.10	8.20	8.325		10.825
84	285	BABOS Adam	HUN	4.800	5.90	5.30	5.60	6.40	6.20	6.40	6.025		10.825
85	244	PAZDERA Martin	CZE	2.500	7.80	8.30	8.40	8.30	8.60	8.20	8.300		10.800
86	362	ARGALAS Martin	SVK	4.000	6.40	7.40	6.50	6.70	6.90	7.10	6.800		10.800

INDIVIDUAL JUDGES SCORES  
JUNIORS TEAM COMPETITION AND QUALIFICATIONS FOR CII & CIII

THU 22 APR 2010 - 10:00



Rank	Bib	Name	NOC Code	D Score	E1 ITA	E2 CZE	E3 BEL	E4 AUT	E5 POR	E6 ROU	E Score	Pen. (L / T / O)	Total
87	364	KISS Michal	SVK	3.300	7.20	7.30	7.30	7.40	8.10	7.80	7.450		10.750
88	287	FOX Daniel	IRL	1.800	9.00	8.80	8.80	9.00	9.20	8.60	8.900		10.700
89	278	KONSTANTINIDIS C.	GRE	3.800	6.90	7.10	6.70	6.70	6.50	7.50	6.850		10.650
90	248	JOHANSEN Mathias	DEN	3.000	7.20	8.00	7.50	8.00	7.20	7.80	7.625		10.625
91	366	ARICAN Ferhat	TUR	4.400	5.70	6.30	5.50	7.10	6.10	6.80	6.225		10.625
92	355	DEJANOVIC Bojan	SRB	2.700	7.80	8.00	7.90	7.90	7.70	7.60	7.825		10.525
93	323	ANDERSEN K.	NOR	3.300	7.00	7.60	7.10	7.60	7.10	7.10	7.225		10.525
94	284	SELMECZI Bank	HUN	3.700	7.00	6.90	6.70	7.10	6.00	6.70	6.825		10.525
95	246	FRANSEN Marcus	DEN	2.600	7.80	8.10	7.80	8.00	8.00	7.80	7.900		10.500
96	307	KUZMICKAS Tomas	LTU	4.200	6.40	6.30	6.10	5.80	6.00	6.30	6.175		10.375
97	254	ALONSO CALVO Adria	ESP	4.600	6.20	5.00	4.70	6.10	5.80	5.70	5.650		10.250
98	289	O'CONNOR Matthew	IRL	1.900	8.40	8.40	8.20	8.50	8.00	8.30	8.325		10.225
99	211	AGHADADAYEV Elvin	AZE	2.700	6.90	7.20	7.00	7.90	8.00	7.90	7.500		10.200
100	207	FRICK Juergen	AUT	3.100	7.00	7.40	6.80	6.80	6.50	7.30	6.975		10.075
101	353	DORDEVIC Dusan	SRB	2.700	7.20	7.30	7.20	7.50	7.10	7.30	7.250		9.950
102	354	MRDENOVIC Nikola	SRB	2.500	7.40	7.60	7.10	7.00	7.10	7.70	7.300		9.800
103	291	GUNNARSSON Jon	ISL	3.000	7.00	6.80	6.80	6.60	6.30	7.00	6.800		9.800
104	348	MAURIC Primoz	SLO	2.200	7.40	7.90	7.50	7.10	7.20	7.80	7.475		9.675
105	352	ILIC Gavriilo	SRB	2.700	6.80	7.00	6.20	7.00	6.80	7.00	6.900		9.600
106	250	RIDDER Lukas	DEN	3.500	5.80	6.10	6.00	5.60	5.60	6.00	5.850		9.350
107	350	RAUTER Tine	SLO	2.200	7.20	7.20	7.20	7.00	6.90	6.80	7.075		9.275
108	363	VARGOVSKY Ivan	SVK	2.700	6.10	6.40	6.30	6.80	6.00	6.80	6.400		9.100
109	349	ALHADI Omar	SLO	2.600	5.20	5.00	4.60	5.00	4.80	6.20	5.000		7.600
110	351	MAROVIC Bozidar	SRB	1.700	3.30	3.90	2.90	3.10	3.20	4.00	3.375		5.075
111	370	AKDOGAN Semih	TUR	2.500	1.00	1.50	0.80	1.30	1.00	1.10	1.100		3.600

<b>Legend:</b>	<b>D</b> Difficulty score	<b>E1 - E6</b> Execution Panel judges 1 - 6	<b>Pen</b> Penalty	<b>L / T / O</b> Penalty Line / Time / Other
	Horizontal Bar			

TIE-BREAK REPORT  
JUNIORS TEAM COMPETITION AND QUALIFICATIONS FOR CII & CIII

THU 22 APR 2010 - 10:00



Bib	Name	NOC Code		E1 LTU	E2 SVK	E3 ROU	E4 GRE	HUN	BEL	Average	Tie-Break Rank	Total
267	BECKFORD Reiss	GBR		8.90	8.80	8.80	8.90	8.60	8.60		(=5)	14.075
			Mid. 4	1.10	1.20	1.20	1.10	1.40	1.40	1.225	(5)	
340	KOTRONG Adelin Ladislau	ROU		8.50	8.10	8.80	9.10	8.50	8.50		(=5)	14.075
			Mid. 4	1.50	1.90	1.20	0.90	1.50	1.50	1.425	(6)	
274	RITTSCHIK Ivan	GER		9.00	8.80	8.90	8.90	8.70	8.70		(=10)	13.825
			Mid. 4	1.00	1.20	1.10	1.10	1.30	1.30	1.175	(10)	
356	RIZZO Marco	SUI		8.70	8.60	8.60	8.30	8.60	8.30		(=10)	13.825
			Mid. 4	1.30	1.40	1.40	1.70	1.40	1.70	1.475	(11)	
216	KENIS Daan	BEL		8.90	8.80	8.90	8.80	9.00	9.00		(=12)	13.800
			Mid. 4	1.10	1.20	1.10	1.20	1.00	1.00	1.100	(12)	
218	THYS Tomas	BEL		8.50	8.70	8.80	8.60	8.70	9.00		(=12)	13.800
			Mid. 4	1.50	1.30	1.20	1.40	1.30	1.00	1.300	(13)	
360	BRAEGGER Pablo	SUI		8.80	9.00	9.00	8.60	8.70	8.90		(=15)	13.750
			Mid. 4	1.20	1.00	1.00	1.40	1.30	1.10	1.150	(15)	
269	BAINES Frank	GBR		8.80	8.70	8.60	8.80	8.80	8.70		(=15)	13.750
			Mid. 4	1.20	1.30	1.40	1.20	1.20	1.30	1.250	(16)	
305	VINCENZI Aramis	ITA		8.70	9.00	8.90	8.80	9.10	9.00		(=17)	13.725
			Mid. 4	1.30	1.00	1.10	1.20	0.90	1.00	1.075	(17)	
262	VANACKER Mathieu	FRA		8.80	8.80	9.00	8.70	8.90	8.80		(=17)	13.725
			Mid. 4	1.20	1.20	1.00	1.30	1.10	1.20	1.175	(18)	
357	YUSOF Eddy	SUI		8.80	8.90	8.70	8.70	8.90	8.60		(=20)	13.675
			Mid. 4	1.20	1.10	1.30	1.30	1.40	1.40	1.225	(20)	
358	MEIER Michael	SUI		8.70	8.70	8.90	8.60	8.70	8.60		(=20)	13.675
			Mid. 4	1.30	1.30	1.10	1.40	1.30	1.40	1.325	(21)	
302	DE VECCHIS Tommaso	ITA		9.00	9.00	9.00	8.60	8.90	9.00		(=24)	13.575
			Mid. 4	1.00	1.00	1.00	1.40	1.10	1.00	1.025	(24)	
276	ILIOPOULOS Nikolaos	GRE		8.40	8.20	8.10	8.80	8.60	8.30		(=24)	13.575
			Mid. 4	1.60	1.80	1.90	1.20	1.40	1.70	1.625	(25)	
263	PROST Brandon	FRA		8.70	8.80	8.60	8.80	9.00	8.90		(=27)	13.500
			Mid. 4	1.30	1.20	1.40	1.20	1.00	1.10	1.200	(27)	
270	MACKENZIE Cameron	GBR		8.50	8.80	8.60	8.80	8.60	8.80		(=27)	13.500
			Mid. 4	1.50	1.20	1.40	1.20	1.40	1.20	1.300	(28)	
323	ANDERSEN Kristoffer Alvern	NOR		8.60	8.40	8.30	8.70	8.50	8.40		(=31)	13.375
			Mid. 4	1.40	1.60	1.70	1.30	1.50	1.60	1.525	(31)	
273	JURSCH Christopher	GER		8.30	8.60	8.20	8.40	8.60	8.20		(=31)	13.375
			Mid. 4	1.70	1.40	1.80	1.60	1.40	1.80	1.625	(32)	

TIE-BREAK REPORT  
JUNIORS TEAM COMPETITION AND QUALIFICATIONS FOR CII & CIII

THU 22 APR 2010 - 10:00



Bib	Name	NOC Code		E1 LTU	E2 SVK	E3 ROU	E4 GRE	HUN	BEL	Average	Tie-Break Rank	Total
202	VARDANYAN Vahan	ARM		9.00	9.00	9.00	9.10	9.30	9.10		(=33)	13.350
			Mid. 4	<del>4.00</del>	1.00	1.00	0.90	<del>0.70</del>	0.90	0.950	(33)	
277	CHATZIEFSTATHIOU Georgios Christos	GRE		8.80	9.00	8.90	8.90	8.80	8.50		(=33)	13.350
			Mid. 4	1.20	<del>4.00</del>	1.10	1.10	1.20	<del>4.50</del>	1.150	(34)	
282	VAGNER Levente	HUN		8.60	8.70	8.90	8.80	8.90	8.60		(=33)	13.350
			Mid. 4	<del>1.40</del>	1.30	1.10	1.20	<del>1.10</del>	1.40	1.250	(35)	
252	ABAD Nestor	ESP		8.30	8.60	8.30	8.60	8.70	8.30		(=33)	13.350
			Mid. 4	<del>1.70</del>	1.40	1.70	1.40	<del>1.30</del>	1.70	1.550	(36)	
208	FUSSENEGGER Michael	AUT		8.90	8.90	8.70	8.80	8.80	8.70		(=38)	13.300
			Mid. 4	1.10	<del>1.10</del>	<del>1.30</del>	1.20	1.20	1.30	1.200	(38)	
321	SKJERAHAUG Stian	NOR		8.60	8.40	8.60	8.80	8.50	8.70		(=38)	13.300
			Mid. 4	1.40	<del>1.60</del>	1.40	<del>1.20</del>	1.50	1.30	1.400	(=39)	
			Avg. 3	1.40	<del>1.60</del>	1.40	<del>1.20</del>	<del>1.50</del>	1.30	1.366	(=39)	
			Avg. 2	1.40	<del>1.60</del>	<del>1.40</del>	<del>1.20</del>	<del>1.50</del>	1.30	1.350	(=39)	
			Avg. 1	<del>1.40</del>	<del>1.60</del>	<del>1.40</del>	<del>1.20</del>	<del>1.50</del>	1.30	1.300	(=39)	
			Avg. 5	1.40	<del>1.60</del>	1.40	1.20	1.50	1.30	1.360	(39)	
361	MICHNAK Slavomir	SVK		8.60	8.70	8.50	8.70	8.60	8.40		(=38)	13.300
			Mid. 4	1.40	1.30	1.50	<del>1.30</del>	1.40	<del>1.60</del>	1.400	(=39)	
			Avg. 3	1.40	1.30	<del>1.50</del>	<del>1.30</del>	1.40	<del>1.60</del>	1.366	(=39)	
			Avg. 2	1.40	1.30	<del>1.50</del>	<del>1.30</del>	<del>1.40</del>	<del>1.60</del>	1.350	(=39)	
			Avg. 1	<del>1.40</del>	1.30	<del>1.50</del>	<del>1.30</del>	<del>1.40</del>	<del>1.60</del>	1.300	(=39)	
			Avg. 5	1.40	1.30	1.50	1.30	1.40	<del>1.60</del>	1.380	(40)	
304	LODADIO Marco	ITA		7.90	8.30	8.80	8.70	8.60	8.00		(=38)	13.300
			Mid. 4	<del>2.10</del>	1.70	<del>1.20</del>	1.30	1.40	2.00	1.600	(41)	
231	BOROSA Filip	CRO		8.40	8.30	8.30	8.50	8.30	8.40		(=43)	13.250
			Mid. 4	1.60	<del>1.70</del>	1.70	<del>1.50</del>	1.70	1.60	1.650	(43)	
307	KUZMICKAS Tomas	LTU		8.70	8.40	8.20	8.10	8.20	8.20		(=43)	13.250
			Mid. 4	<del>1.30</del>	1.60	1.80	<del>1.90</del>	1.80	1.80	1.750	(44)	
346	PECAN Matic	SLO		8.90	8.90	8.70	8.80	8.50	8.50		(=45)	13.225
			Mid. 4	1.10	<del>1.10</del>	1.30	1.20	<del>1.50</del>	1.50	1.275	(45)	
318	KOSZTKA Karl	NED		8.50	8.70	8.60	8.40	8.60	8.40		(=45)	13.225
			Mid. 4	1.50	<del>1.30</del>	1.40	<del>1.60</del>	1.40	1.60	1.475	(46)	



TIE-BREAK REPORT  
JUNIORS TEAM COMPETITION AND QUALIFICATIONS FOR CII & CIII

THU 22 APR 2010 - 10:00



Bib	Name	NOC Code	E1 LTU	E2 SVK	E3 ROU	E4 GRE	HUN	BEL	Average	Tie-Break Rank	Total
237	KRASIAS Michalis	CYP	8.80	8.80	8.70	8.90	8.80	8.70		(=48)	13.175
			Mid. 4	1.20	1.20	1.30	1.10	1.20	1.30	1.225	(48)
281	MAKRA Laszlo	HUN	8.30	8.70	8.50	8.50	8.90	8.60		(=48)	13.175
			Mid. 4	1.70	1.30	1.50	1.50	1.10	1.40	1.425	(=49)
			Avg. 3	1.70	1.30	1.50	1.50	1.10	1.40	1.400	(=49)
			Avg. 2	1.70	1.30	1.50	1.50	1.10	1.40	1.350	(=49)
			Avg. 1	1.70	1.30	1.50	1.50	1.10	1.40	1.300	(=49)
			Avg. 5	1.70	1.30	1.50	1.50	1.10	1.40	1.360	(49)
279	KONSTANTINIDIS Konstantinos	GRE	8.60	8.50	8.50	8.80	8.70	8.40		(=48)	13.175
			Mid. 4	1.40	1.50	1.50	1.20	1.30	1.60	1.425	(=49)
			Avg. 3	1.40	1.50	1.50	1.20	1.30	1.60	1.400	(=49)
			Avg. 2	1.40	1.50	1.50	1.20	1.30	1.60	1.350	(=49)
			Avg. 1	1.40	1.50	1.50	1.20	1.30	1.60	1.300	(=49)
			Avg. 5	1.40	1.50	1.50	1.20	1.30	1.60	1.380	(50)
271	KEIL Christian Woldemar	GER	8.50	8.60	8.50	8.60	8.80	8.60		(=48)	13.175
			Mid. 4	1.50	1.40	1.50	1.40	1.20	1.40	1.425	(=49)
			Avg. 3	1.50	1.40	1.50	1.40	1.20	1.40	1.400	(=49)
			Avg. 2	1.50	1.40	1.50	1.40	1.20	1.40	1.400	(=51)
			Avg. 1	1.50	1.40	1.50	1.40	1.20	1.40	1.400	(=51)
			Avg. 5	1.50	1.40	1.50	1.40	1.20	1.40	1.380	(51)
235	KOROSTELJEV Andrej	CRO	8.50	8.60	8.60	8.60	8.70	8.50		(=48)	13.175
			Mid. 4	1.50	1.40	1.40	1.40	1.30	1.50	1.425	(=49)
			Avg. 3	1.50	1.40	1.40	1.40	1.30	1.50	1.400	(=49)
			Avg. 2	1.50	1.40	1.40	1.40	1.30	1.50	1.400	(=51)
			Avg. 1	1.50	1.40	1.40	1.40	1.30	1.50	1.400	(=51)
			Avg. 5	1.50	1.40	1.40	1.40	1.30	1.50	1.400	(52)
259	LAULUMAA Petrus	FIN	8.50	9.00	8.90	8.70	8.90	8.80		(=54)	13.125
			Mid. 4	1.50	1.00	1.10	1.30	1.10	1.20	1.175	(54)
253	PEREZ MARCHANT Julian	ESP	8.20	8.70	8.70	8.50	8.30	8.60		(=54)	13.125
			Mid. 4	1.80	1.30	1.30	1.50	1.70	1.40	1.475	(55)
322	ANDREASSEN Haakon	NOR	8.10	8.20	8.40	8.30	8.30	8.10		(=54)	13.125
			Mid. 4	1.90	1.80	1.60	1.70	1.70	1.90	1.775	(56)
347	ZUNKO Zan	SLO	8.90	8.90	8.70	8.60	8.70	8.60		(=59)	13.025
			Mid. 4	1.10	1.10	1.30	1.40	1.30	1.40	1.275	(59)
325	PLANKE Lars Joyce	NOR	8.80	8.60	8.60	8.60	8.70	8.40		(=59)	13.025
			Mid. 4	1.20	1.40	1.40	1.40	1.30	1.60	1.375	(60)
326	BORKOWSKI Lukasz	POL	8.40	8.30	8.70	8.50	8.50	8.30		(=59)	13.025
			Mid. 4	1.60	1.70	1.30	1.50	1.50	1.70	1.575	(61)
331	FRAGOSO Francisco	POR	8.60	8.80	8.70	8.80	8.50	8.80		(=63)	12.925
			Mid. 4	1.40	1.20	1.30	1.20	1.50	1.20	1.275	(63)
249	RYDBERG Kasper	DEN	8.20	8.60	8.70	8.50	8.80	8.30		(=63)	12.925
			Mid. 4	1.80	1.40	1.30	1.50	1.20	1.70	1.475	(64)
238	SOLEAS Christos	CYP	8.60	8.50	8.60	8.60	8.50	8.70		(=66)	12.875
			Mid. 4	1.40	1.50	1.40	1.40	1.50	1.30	1.425	(66)
210	SCHWAB Johannes	AUT	8.30	8.50	8.50	8.40	8.50	8.80		(=66)	12.875
			Mid. 4	1.70	1.50	1.50	1.60	1.50	1.20	1.525	(67)

TIE-BREAK REPORT  
JUNIORS TEAM COMPETITION AND QUALIFICATIONS FOR CII & CIII

THU 22 APR 2010 - 10:00



Bib	Name	NOC Code		E1 LTU	E2 SVK	E3 ROU	E4 GRE	HUN	BEL	Average	Tie-Break Rank	Total
256	NIVA Heikki	FIN		8.20	7.90	8.60	8.10	8.60	8.40		(=69)	12.825
			Mid. 4	1.80	<del>2.10</del>	1.40	1.90	<del>1.40</del>	1.60	1.675	(69)	
278	KONSTANTINIDIS Christoforos	GRE		7.60	8.00	7.90	7.80	8.20	7.60		(=69)	12.825
			Mid. 4	<del>2.40</del>	2.00	2.10	2.20	<del>1.80</del>	2.40	2.175	(70)	
286	O'CONNOR Christopher	IRL		8.70	8.50	8.60	8.60	8.70	8.40		(=71)	12.800
			Mid. 4	1.30	1.50	1.40	1.40	<del>1.30</del>	<del>1.60</del>	1.400	(71)	
364	KISS Michal	SVK		8.30	8.90	8.30	8.50	8.80	8.40		(=71)	12.800
			Mid. 4	<del>1.70</del>	<del>1.10</del>	1.70	1.50	1.20	1.60	1.500	(72)	
219	VERBAEYS Jimmy	BEL		8.20	8.00	8.10	7.70	8.30	7.60		(=71)	12.800
			Mid. 4	1.80	2.00	1.90	2.30	<del>1.70</del>	<del>2.40</del>	2.000	(73)	
260	SAARENKETO Heikki	FIN		8.40	8.70	8.50	8.50	8.80	8.50		(=75)	12.750
			Mid. 4	<del>1.60</del>	1.30	1.50	1.50	<del>1.20</del>	1.50	1.450	(75)	
320	LOVDAHL Conor	NED		8.30	8.10	8.00	8.10	8.10	8.40		(=75)	12.750
			Mid. 4	1.70	1.90	<del>2.00</del>	1.90	1.90	<del>1.60</del>	1.850	(76)	
363	VARGOVSKY Ivan	SVK		8.50	8.40	8.70	8.10	8.60	8.60		(=77)	12.725
			Mid. 4	1.50	1.60	<del>1.30</del>	<del>1.90</del>	1.40	1.40	1.475	(77)	
350	RAUTER Tine	SLO		8.30	8.50	8.30	8.20	8.40	8.30		(=77)	12.725
			Mid. 4	1.70	<del>1.50</del>	1.70	<del>1.80</del>	1.60	1.70	1.675	(78)	
365	MARCAK Eduard	SVK		8.90	8.60	8.30	8.60	8.70	8.50		(=79)	12.700
			Mid. 4	<del>1.10</del>	1.40	<del>1.70</del>	1.40	1.30	1.50	1.400	(79)	
284	SELMECZI Bank	HUN		8.10	8.20	8.30	8.00	7.90	8.10		(=79)	12.700
			Mid. 4	1.90	1.80	<del>1.70</del>	2.00	<del>2.10</del>	1.90	1.900	(80)	
319	ZUIDEMA Justen	NED		8.30	8.90	8.60	8.30	8.80	8.60		(=81)	12.675
			Mid. 4	<del>1.70</del>	<del>1.10</del>	1.40	1.70	1.20	1.40	1.425	(81)	
257	HOLOPAINEN Kasper	FIN		8.00	8.50	8.50	8.50	8.30	8.20		(=81)	12.675
			Mid. 4	<del>2.00</del>	1.50	1.50	<del>1.50</del>	1.70	1.80	1.625	(=82)	
			Avg. 3	<del>2.00</del>	1.50	1.50	<del>1.50</del>	1.70	<del>1.80</del>	1.566	(82)	
246	FRANSEN Marcus	DEN		8.50	8.30	8.30	8.20	8.40	8.60		(=81)	12.675
			Mid. 4	1.50	1.70	1.70	<del>1.80</del>	1.60	<del>1.40</del>	1.625	(=82)	
			Avg. 3	1.50	1.70	<del>1.70</del>	<del>1.80</del>	1.60	<del>1.40</del>	1.600	(83)	
332	MARTINS Ricardo	POR		8.30	8.20	8.40	8.00	8.10	8.10		(=81)	12.675
			Mid. 4	1.70	1.80	<del>1.60</del>	<del>2.00</del>	1.90	1.90	1.825	(84)	
209	KRANZLMUELLER Severin	AUT		8.70	8.80	8.60	8.70	8.50	8.60		(=85)	12.650
			Mid. 4	1.30	<del>1.20</del>	1.40	1.30	<del>1.50</del>	1.40	1.350	(85)	
324	ULVEN Peder	NOR		8.50	8.20	8.20	8.50	8.50	8.20		(=85)	12.650
			Mid. 4	1.50	<del>1.80</del>	1.80	1.50	<del>1.50</del>	1.80	1.650	(86)	
280	KOULIS Marios Dimitrios	GRE		7.00	7.70	7.40	7.60	7.90	7.50		(=85)	12.650
			Mid. 4	<del>3.00</del>	2.30	2.60	2.40	<del>2.10</del>	2.50	2.450	(87)	

TIE-BREAK REPORT  
JUNIORS TEAM COMPETITION AND QUALIFICATIONS FOR CII & CIII

THU 22 APR 2010 - 10:00



Bib	Name	NOC Code	E1 LTU	E2 SVK	E3 ROU	E4 GRE	HUN	BEL	Average	Tie-Break Rank	Total
248	JOHANSEN Mathias	DEN	8.90	8.40	8.40	8.80	8.60	8.60		(=89)	12.600
			Mid. 4	<del>4.40</del>	<del>1.60</del>	1.60	1.20	1.40	1.400	(=89)	
			Avg. 3	<del>4.40</del>	<del>1.60</del>	<del>1.60</del>	1.20	1.40	1.333	(89)	
239	LOUCAIDES Stefanos	CYP	8.60	8.50	8.60	8.50	8.70	8.70		(=89)	12.600
			Mid. 4	1.40	<del>1.50</del>	1.40	1.50	1.30	1.400	(=89)	
			Avg. 3	1.40	<del>1.50</del>	1.40	<del>1.50</del>	1.30	1.366	(90)	
243	KARDOS David	CZE	8.10	8.20	8.40	8.30	8.50	8.00		(=91)	12.550
			Mid. 4	1.90	1.80	1.60	1.70	<del>1.50</del>	1.750	(91)	
368	ONDER Ahmet	TUR	7.80	7.20	7.90	7.70	8.20	7.20		(=91)	12.550
			Mid. 4	2.20	<del>2.80</del>	2.10	2.30	<del>1.80</del>	2.350	(92)	
355	DEJANOVIC Bojan	SRB	8.50	8.90	8.60	8.70	8.60	8.60		(=93)	12.525
			Mid. 4	<del>1.50</del>	<del>1.10</del>	1.40	1.30	1.40	1.375	(93)	
348	MAURIC Primoz	SLO	8.20	8.50	8.50	8.50	8.00	8.60		(=93)	12.525
			Mid. 4	1.80	1.50	1.50	1.50	<del>2.00</del>	1.575	(94)	
258	PAIVANEN Jimi	FIN	8.30	8.50	8.40	9.00	8.60	8.00		(=98)	12.350
			Mid. 4	1.70	1.50	1.60	<del>1.00</del>	1.40	1.550	(98)	
370	AKDOGAN Semih	TUR	8.20	7.80	8.20	8.20	8.20	8.00		(=98)	12.350
			Mid. 4	1.80	<del>2.20</del>	1.80	1.80	<del>1.80</del>	1.850	(99)	
287	FOX Daniel	IRL	8.60	8.40	8.40	9.00	8.00	8.80		(=102)	12.250
			Mid. 4	1.40	1.60	1.60	<del>1.00</del>	<del>2.00</del>	1.450	(102)	
206	BAUER Alwin	AUT	7.90	8.20	7.90	7.90	8.40	8.20		(=102)	12.250
			Mid. 4	<del>2.10</del>	1.80	2.10	2.10	<del>1.60</del>	1.950	(103)	
359	HEGI Oliver	SUI	7.50	7.60	8.10	7.80	8.30	8.00		(=112)	11.775
			Mid. 4	<del>2.50</del>	2.40	1.90	2.20	<del>1.70</del>	2.125	(112)	
241	RADOVESNICKY Daniel	CZE	7.10	7.40	7.00	7.00	7.20	7.40		(=112)	11.775
			Mid. 4	2.90	2.60	<del>3.00</del>	3.00	2.80	2.825	(113)	

Legend

E1 - E4 Panel "E" judges 1 - 4 = Equal sign indicate that two or more gymnasts share the same rank by total

 Floor

TIE-BREAK REPORT  
JUNIORS TEAM COMPETITION AND QUALIFICATIONS FOR CII & CIII

THU 22 APR 2010 - 10:00



Bib	Name	NOC Code		E1 HUN	E2 SUI	E3 CYP	E4 GER	DEN	CZE	Average	Tie-Break Rank	Total
357	YUSOF Eddy	SUI		8.20	8.40	8.30	8.40	8.80	8.80		(=11)	12.975
			Mid. 4	<del>1.80</del>	1.60	1.70	1.60	1.20	<del>1.20</del>	1.525	(11)	
321	SKJERAHAUG Stian	NOR		8.00	8.20	8.10	8.00	7.90	8.50		(=11)	12.975
			Mid. 4	2.00	1.80	1.90	2.00	<del>2.10</del>	1.50	1.925	(12)	
302	DE VECCHIS Tommaso	ITA		8.30	7.80	7.80	8.30	7.50	8.40		(=21)	12.650
			Mid. 4	1.70	2.20	2.20	1.70	<del>2.50</del>	1.60	1.950	(21)	
358	MEIER Michael	SUI		8.00	8.20	7.70	7.90	8.20	7.60		(=21)	12.650
			Mid. 4	2.00	1.80	2.30	2.10	<del>1.80</del>	2.40	2.050	(22)	
356	RIZZO Marco	SUI		8.30	8.10	8.10	8.60	8.40	8.00		(=33)	12.125
			Mid. 4	1.70	1.90	1.90	<del>1.40</del>	1.60	<del>2.00</del>	1.775	(33)	
332	MARTINS Ricardo	POR		7.80	7.80	8.10	7.80	7.20	7.90		(=33)	12.125
			Mid. 4	2.20	2.20	<del>1.90</del>	2.20	<del>2.80</del>	2.10	2.175	(34)	
256	NIVA Heikki	FIN		8.20	8.20	8.00	7.90	7.20	8.20		(=35)	12.075
			Mid. 4	1.80	1.80	2.00	2.10	<del>2.80</del>	1.80	1.925	(35)	
252	ABAD Nestor	ESP		8.10	8.00	7.80	7.40	7.00	7.90		(=35)	12.075
			Mid. 4	<del>1.90</del>	2.00	2.20	2.60	<del>3.00</del>	2.10	2.225	(36)	
317	SMINK Glenn	NED		7.80	7.50	7.80	7.60	7.40	8.30		(=35)	12.075
			Mid. 4	2.20	2.50	2.20	2.40	<del>2.60</del>	1.70	2.325	(37)	
272	HERDER Philipp	GER		7.20	7.10	7.50	7.20	7.20	8.00		(=35)	12.075
			Mid. 4	2.80	<del>2.90</del>	2.50	2.80	2.80	2.00	2.725	(38)	
337	RADEANU Daniel Petrica Vasile	ROU		7.20	7.20	7.10	7.50	7.50	7.70		(=40)	11.950
			Mid. 4	2.80	2.80	<del>2.90</del>	2.50	2.50	<del>2.30</del>	2.650	(=40)	
			Avg. 3	2.80	<del>2.80</del>	<del>2.90</del>	2.50	2.50	<del>2.30</del>	2.600	(=40)	
			Avg. 2	<del>2.80</del>	<del>2.80</del>	<del>2.90</del>	2.50	2.50	<del>2.30</del>	2.500	(40)	
234	PRPIC Renato	CRO		7.30	7.30	7.60	7.20	8.00	6.50		(=40)	11.950
			Mid. 4	2.70	2.70	2.40	2.80	<del>2.00</del>	<del>3.50</del>	2.650	(=40)	
			Avg. 3	2.70	2.70	2.40	<del>2.80</del>	<del>2.00</del>	<del>3.50</del>	2.600	(=40)	
			Avg. 2	2.70	<del>2.70</del>	2.40	<del>2.80</del>	<del>2.00</del>	<del>3.50</del>	2.550	(41)	
209	KRANZLMUELLER Severin	AUT		8.00	7.10	7.60	7.70	7.10	7.90		(=45)	11.675
			Mid. 4	<del>2.00</del>	<del>2.90</del>	2.40	2.30	2.90	2.10	2.425	(45)	
363	VARGOVSKY Ivan	SVK		7.40	7.50	6.80	7.20	7.40	7.80		(=45)	11.675
			Mid. 4	2.60	2.50	<del>3.20</del>	2.80	2.60	<del>2.20</del>	2.625	(46)	
220	SIEMON Volkaert	BEL		7.00	6.90	6.80	6.50	7.00	6.80		(=45)	11.675
			Mid. 4	3.00	3.10	3.20	<del>3.50</del>	<del>3.00</del>	3.20	3.125	(47)	
360	BRAEGGER Pablo	SUI		8.30	8.30	8.30	8.50	8.20	8.40		(=51)	11.325
			Mid. 4	1.70	1.70	1.70	<del>1.50</del>	<del>1.80</del>	1.60	1.675	(51)	
322	ANDREASSEN Haakon	NOR		7.60	7.10	7.80	7.40	6.80	7.60		(=51)	11.325
			Mid. 4	2.40	2.90	<del>2.20</del>	2.60	<del>3.20</del>	2.40	2.575	(52)	
369	COLAK Ibrahim	TUR		7.40	7.20	6.80	7.30	7.20	7.60		(=53)	11.275
			Mid. 4	2.60	2.80	<del>3.20</del>	2.70	2.80	<del>2.40</del>	2.725	(53)	
251	GONZALEZ Fabian	ESP		6.80	6.60	7.40	6.50	7.10	7.50		(=53)	11.275
			Mid. 4	3.20	3.40	2.60	<del>3.50</del>	2.90	<del>2.50</del>	3.025	(54)	

TIE-BREAK REPORT  
JUNIORS TEAM COMPETITION AND QUALIFICATIONS FOR CII & CIII

THU 22 APR 2010 - 10:00



Bib	Name	NOC Code		E1 HUN	E2 SUI	E3 CYP	E4 GER	DEN	CZE	Average	Tie-Break Rank	Total
318	KOSZTKA Karl	NED		7.80	7.90	8.10	8.00	8.10	8.00		(=55)	11.200
			Mid. 4	<del>2.20</del>	2.10	1.90	2.00	<del>1.90</del>	2.00	2.000	(55)	
353	DORDEVIC Dusan	SRB		7.00	7.80	6.90	6.80	7.30	6.80		(=55)	11.200
			Mid. 4	3.00	<del>2.20</del>	3.10	<del>3.20</del>	2.70	3.20	3.000	(56)	
217	NEUTELEERS Thomas	BEL		7.00	7.00	6.90	6.90	5.90	6.60		(=58)	11.150
			Mid. 4	3.00	<del>3.00</del>	3.10	3.10	<del>4.10</del>	3.40	3.150	(58)	
306	TVOROGAL Robert	LTU		6.20	6.30	6.60	5.90	6.40	6.10		(=58)	11.150
			Mid. 4	3.80	3.70	<del>3.40</del>	<del>4.10</del>	3.60	3.90	3.750	(59)	
278	KONSTANTINIDIS Christoforos	GRE		6.40	7.00	7.50	6.90	7.10	6.50		(=60)	11.075
			Mid. 4	<del>3.60</del>	3.00	<del>2.50</del>	3.10	2.90	3.50	3.125	(60)	
233	KUSAN Leonardo	CRO		6.00	5.90	6.70	5.80	6.30	6.50		(=60)	11.075
			Mid. 4	4.00	4.10	<del>3.30</del>	<del>4.20</del>	3.70	3.50	3.825	(61)	
208	FUSSENEGGER Michael	AUT		7.80	7.10	8.00	8.20	7.30	7.90		(=65)	10.950
			Mid. 4	2.20	<del>2.90</del>	2.00	<del>1.80</del>	2.70	2.10	2.250	(65)	
244	PAZDERA Martin	CZE		7.20	7.70	7.90	7.50	7.80	7.60		(=65)	10.950
			Mid. 4	<del>2.80</del>	2.30	<del>2.10</del>	2.50	2.20	2.40	2.350	(66)	
325	PLANKE Lars Joyce	NOR		7.20	7.50	7.40	7.60	7.30	7.60		(=65)	10.950
			Mid. 4	<del>2.80</del>	2.50	2.60	2.40	2.70	<del>2.40</del>	2.550	(67)	
240	PAPAEVRIPIDOU Xenios	CYP		6.70	7.20	7.70	7.40	6.90	6.50		(=65)	10.950
			Mid. 4	3.30	2.80	<del>2.30</del>	2.60	3.10	<del>3.50</del>	2.950	(68)	
350	RAUTER Tine	SLO		7.50	7.90	7.00	7.40	7.80	7.40		(=73)	10.725
			Mid. 4	2.50	<del>2.10</del>	<del>3.00</del>	2.60	2.20	2.60	2.475	(73)	
232	KOVACEVIC Anton	CRO		7.30	7.10	7.20	7.30	6.70	7.60		(=73)	10.725
			Mid. 4	2.70	2.90	2.80	2.70	<del>3.30</del>	<del>2.40</del>	2.775	(74)	
347	ZUNKO Zan	SLO		7.50	6.60	7.30	7.10	7.00	7.10		(=79)	10.425
			Mid. 4	<del>2.50</del>	<del>3.40</del>	2.70	2.90	3.00	2.90	2.875	(79)	
348	MAURIC Primož	SLO		7.00	6.90	6.50	6.80	7.30	7.00		(=79)	10.425
			Mid. 4	3.00	3.10	<del>3.50</del>	3.20	<del>2.70</del>	3.00	3.075	(80)	
307	KUZMICKAS Tomas	LTU		7.00	7.00	6.40	6.30	6.50	6.60		(=79)	10.425
			Mid. 4	3.00	<del>3.00</del>	3.60	<del>3.70</del>	3.50	3.40	3.375	(81)	
284	SELMECZI Bank	HUN		6.70	5.50	6.50	6.50	6.00	7.30		(=79)	10.425
			Mid. 4	3.30	<del>4.50</del>	3.50	3.50	4.00	<del>2.70</del>	3.575	(82)	
249	RYDBERG Kasper	DEN		7.40	6.90	7.40	6.70	7.50	7.50		(=87)	10.200
			Mid. 4	2.60	3.10	2.60	<del>3.30</del>	2.50	<del>2.50</del>	2.700	(87)	
206	BAUER Alwin	AUT		7.10	7.10	7.20	7.00	7.20	7.00		(=87)	10.200
			Mid. 4	2.90	2.90	2.80	<del>3.00</del>	<del>2.80</del>	3.00	2.900	(88)	
259	LAULUMAA Petrus	FIN		7.60	7.20	6.30	6.80	7.00	7.20		(=89)	10.050
			Mid. 4	<del>2.40</del>	2.80	<del>3.70</del>	3.20	3.00	2.80	2.950	(89)	
280	KOULIS Marios Dimitrios	GRE		6.50	6.10	6.30	6.00	6.50	6.60		(=89)	10.050
			Mid. 4	3.50	3.90	3.70	<del>4.00</del>	3.50	<del>3.40</del>	3.650	(90)	

**TIE-BREAK REPORT**  
**JUNIORS TEAM COMPETITION AND QUALIFICATIONS FOR CII & CIII**

THU 22 APR 2010 - 10:00



Bib	Name	NOC Code		E1 HUN	E2 SUI	E3 CYP	E4 GER	DEN	CZE	Average	Tie-Break Rank	Total
346	PECAN Matic	SLO		6.30	6.20	6.00	6.30	6.40	6.60		(=96)	9.400
			Mid. 4	3.70	3.80	4.00	3.70	3.60	3.40	3.700	(96)	
211	AGHADADAYEV Elvin	AZE		5.80	5.30	6.30	5.80	5.00	5.10		(=96)	9.400
			Mid. 4	4.20	4.70	3.70	4.20	5.00	4.90	4.500	(97)	

**Legend**

E1 - E4 Panel "E" judges 1 - 4 = Equal sign indicate that two or more gymnasts share the same rank by total



Pommel Horse

TIE-BREAK REPORT  
JUNIORS TEAM COMPETITION AND QUALIFICATIONS FOR CII & CIII

THU 22 APR 2010 - 10:00



Bib	Name	NOC Code	E1 GBR	E2 NOR	E3 CRO	E4 DEN	GER	FRA	Average	Tie-Break Rank	Total
357	YUSOF Eddy	SUI	8.90	8.50	8.30	8.90	8.90	8.70		(=12)	13.450
			Mid. 4	1.10	1.50	1.70	1.10	1.10	1.30	1.250	(12)
261	ZONA Jim	FRA	7.90	8.50	8.50	8.70	8.60	8.60		(=12)	13.450
			Mid. 4	2.40	1.50	1.50	1.30	1.40	1.40	1.450	(13)
273	JURSCH Christopher	GER	8.40	8.20	8.20	8.80	8.70	8.60		(=18)	13.275
			Mid. 4	1.60	1.80	1.80	1.20	1.30	1.40	1.525	(=18)
			Avg. 3	1.60	1.80	1.80	1.20	1.30	1.40	1.433	(=18)
			Avg. 2	1.60	1.80	1.80	1.20	1.30	1.40	1.350	(18)
301	EDALLI Ludovico	ITA	8.50	8.20	8.20	8.70	8.80	8.50		(=18)	13.275
			Mid. 4	1.50	1.80	1.80	1.30	1.20	1.50	1.525	(=18)
			Avg. 3	1.50	1.80	1.80	1.30	1.20	1.50	1.433	(=18)
			Avg. 2	1.50	1.80	1.80	1.30	1.20	1.50	1.400	(19)
279	KONSTANTINIDIS Konstantinos	GRE	8.90	8.40	8.10	8.10	8.00	8.50		(=18)	13.275
			Mid. 4	1.40	1.60	1.90	1.90	2.00	1.50	1.725	(20)
304	LODADIO Marco	ITA	8.90	8.70	8.50	8.00	8.60	8.90		(=24)	13.175
			Mid. 4	1.10	1.30	1.50	2.00	1.40	1.40	1.325	(24)
236	KRASIAS Dimitris	CYP	8.20	8.20	8.50	8.30	8.60	8.50		(=24)	13.175
			Mid. 4	1.80	1.80	1.50	1.70	1.40	1.50	1.625	(25)
270	MACKENZIE Cameron	GBR	8.30	8.20	8.80	8.70	8.60	8.60		(=27)	13.050
			Mid. 4	1.70	1.80	1.20	1.30	1.40	1.40	1.450	(27)
278	KONSTANTINIDIS Christoforos	GRE	8.10	8.20	8.70	8.30	8.50	8.40		(=27)	13.050
			Mid. 4	1.90	1.80	1.30	1.70	1.50	1.60	1.650	(28)
338	GROZA Andrei Ioan	ROU	8.30	8.60	8.50	9.10	8.70	8.90		(=31)	12.775
			Mid. 4	1.70	1.40	1.50	0.90	1.30	1.10	1.325	(31)
218	THYS Tomas	BEL	7.20	7.50	8.10	7.80	8.40	8.10		(=31)	12.775
			Mid. 4	2.80	2.50	1.90	2.20	1.60	1.90	2.125	(32)
302	DE VECCHIS Tommaso	ITA	8.50	8.50	8.80	8.50	8.50	8.20		(=35)	12.700
			Mid. 4	1.50	1.50	1.20	1.50	1.50	1.80	1.500	(35)
251	GONZALEZ Fabian	ESP	8.30	8.50	8.30	8.70	8.40	8.40		(=35)	12.700
			Mid. 4	1.70	1.50	1.70	1.30	1.60	1.60	1.600	(36)
275	WEINERT Daniel	GER	7.80	7.90	8.60	8.40	8.30	8.20		(=35)	12.700
			Mid. 4	2.20	2.10	1.40	1.60	1.70	1.80	1.800	(37)
262	VANACKER Mathieu	FRA	7.80	7.80	8.00	8.20	8.40	8.00		(=35)	12.700
			Mid. 4	2.20	2.20	2.00	1.80	1.60	2.00	2.000	(38)
318	KOSZTKA Karl	NED	8.40	8.20	8.30	8.70	8.20	8.40		(=40)	12.625
			Mid. 4	1.60	1.80	1.70	1.30	1.80	1.60	1.675	(40)
319	ZUIDEMA Justen	NED	8.30	7.70	8.10	8.30	8.40	7.80		(=40)	12.625
			Mid. 4	1.70	2.30	1.90	1.70	1.60	2.20	1.875	(41)
358	MEIER Michael	SUI	8.20	8.10	7.90	8.20	8.60	8.30		(=43)	12.500
			Mid. 4	1.80	1.90	2.10	1.80	1.40	1.70	1.800	(43)
303	POLINI Giancarlo	ITA	7.80	7.70	8.40	7.80	8.20	7.80		(=43)	12.500
			Mid. 4	2.20	2.30	1.60	2.20	1.80	2.20	2.100	(44)

TIE-BREAK REPORT  
JUNIORS TEAM COMPETITION AND QUALIFICATIONS FOR CII & CIII

THU 22 APR 2010 - 10:00



Bib	Name	NOC Code	E1 GBR	E2 NOR	E3 CRO	E4 DEN	GER	FRA	Average	Tie-Break Rank	Total
286	O'CONNOR Christopher	IRL	7.70	7.60	8.00	8.20	8.00	8.70		(=47)	12.375
			Mid. 4	2.30	2.40	2.00	1.80	2.00	1.30	2.025	(47)
242	PECKA Stepan	CZE	7.60	7.50	7.90	8.30	8.20	7.80		(=47)	12.375
			Mid. 4	2.40	2.50	2.10	1.70	1.80	2.20	2.125	(48)
320	LOVDAHL Conor	NED	7.70	8.30	8.20	7.70	7.70	8.00		(=53)	12.100
			Mid. 4	2.30	1.70	1.80	2.30	2.30	2.00	2.100	(=53)
			Avg. 3	2.30	1.70	1.80	2.30	2.30	2.00	2.033	(=53)
			Avg. 2	2.30	1.70	1.80	2.30	2.30	2.00	1.900	(53)
276	ILIOPOULOS Nikolaos	GRE	7.70	7.80	7.70	8.20	8.30	7.90		(=53)	12.100
			Mid. 4	2.30	2.20	2.30	1.80	1.70	2.10	2.100	(=53)
			Avg. 3	2.30	2.20	2.30	1.80	1.70	2.10	2.033	(=53)
			Avg. 2	2.30	2.20	2.30	1.80	1.70	2.10	1.950	(54)
284	SELMECZI Bank	HUN	7.80	7.90	7.70	7.40	7.40	8.20		(=53)	12.100
			Mid. 4	2.20	2.10	2.30	2.60	2.60	1.80	2.300	(55)
287	FOX Daniel	IRL	9.00	8.70	8.50	9.00	8.30	8.60		(=60)	11.800
			Mid. 4	1.00	1.30	1.50	1.00	1.70	1.40	1.300	(60)
363	VARGOVSKY Ivan	SVK	7.90	8.20	8.10	7.40	8.00	8.00		(=60)	11.800
			Mid. 4	2.10	1.80	1.90	2.60	2.00	2.00	2.000	(61)
283	TOTH Levente	HUN	7.30	8.30	8.00	8.10	8.20	8.40		(=62)	11.750
			Mid. 4	2.70	1.70	2.00	1.90	1.80	1.60	1.850	(62)
311	CROVETTO Kevin	MON	7.00	8.00	7.80	8.10	8.00	8.00		(=62)	11.750
			Mid. 4	3.00	2.00	2.20	1.90	2.00	2.00	2.050	(63)
258	PAIVANEN Jimi	FIN	9.10	8.90	8.50	8.90	8.70	8.90		(=67)	11.550
			Mid. 4	0.90	1.10	1.50	1.10	1.30	1.10	1.150	(67)
249	RYDBERG Kasper	DEN	8.20	7.80	8.10	8.50	7.80	8.10		(=67)	11.550
			Mid. 4	1.80	2.20	1.90	1.50	2.20	1.90	1.950	(68)
231	BOROSA Filip	CRO	7.60	7.80	8.00	7.40	8.20	7.70		(=71)	11.375
			Mid. 4	2.40	2.20	2.00	2.60	1.80	2.30	2.225	(=71)
			Avg. 3	2.40	2.20	2.00	2.60	1.80	2.30	2.166	(71)
209	KRANZLMUELLER Severin	AUT	7.90	7.80	7.80	7.70	7.80	7.60		(=71)	11.375
			Mid. 4	2.10	2.20	2.20	2.30	2.20	2.40	2.225	(=71)
			Avg. 3	2.10	2.20	2.20	2.30	2.20	2.40	2.200	(72)
246	FRANDBEN Marcus	DEN	8.50	8.30	8.60	9.00	8.40	8.30		(=84)	10.850
			Mid. 4	1.50	1.70	1.40	1.00	1.60	1.70	1.550	(84)
350	RAUTER Tine	SLO	7.20	7.10	7.50	7.20	7.40	7.20		(=84)	10.850
			Mid. 4	2.80	2.90	2.50	2.80	2.60	2.80	2.750	(85)
347	ZUNCO Zan	SLO	7.30	7.40	7.40	6.90	7.40	7.90		(=86)	10.775
			Mid. 4	2.70	2.60	2.60	3.10	2.60	2.10	2.625	(86)
362	ARGALAS Martin	SVK	6.80	6.90	7.50	7.30	7.30	7.20		(=86)	10.775
			Mid. 4	3.20	3.10	2.50	2.70	2.70	2.80	2.825	(87)



TIE-BREAK REPORT  
JUNIORS TEAM COMPETITION AND QUALIFICATIONS FOR CII & CIII

THU 22 APR 2010 - 10:00



Bib	Name	NOC Code	E1 GBR	E2 NOR	E3 CRO	E4 DEN	GER	FRA	Average	Tie-Break Rank	Total
257	HOLOPAINEN Kasper	FIN	7.50	7.30	7.50	7.70	7.70	7.30		(=89)	10.500
			Mid. 4	2.50	<del>2.70</del>	2.50	2.30	<del>2.30</del>	2.70	2.500	(89)
370	AKDOGAN Semih	TUR	6.40	6.40	7.30	7.30	7.40	7.00		(=89)	10.500
			Mid. 4	<del>3.60</del>	3.60	2.70	2.70	<del>2.60</del>	3.00	3.000	(90)
250	RIDDER Lukas	DEN	7.60	7.10	7.30	7.40	7.40	7.60		(=97)	10.125
			Mid. 4	2.40	<del>2.90</del>	2.70	2.60	<del>2.40</del>	2.575	(97)	
348	MAURIC Primoz	SLO	7.00	6.70	7.00	6.70	7.00	7.00		(=97)	10.125
			Mid. 4	3.00	<del>3.30</del>	3.00	3.30	3.00	3.075	(98)	
219	VERBAEYS Jimmy	BEL	6.40	6.50	7.20	6.90	7.10	7.20		(=100)	9.925
			Mid. 4	<del>3.60</del>	3.50	2.80	3.10	2.90	<del>2.80</del>	3.075	(100)
210	SCHWAB Johannes	AUT	6.70	6.40	7.00	6.90	7.00	6.70		(=100)	9.925
			Mid. 4	3.30	<del>3.60</del>	3.00	3.10	<del>3.00</del>	3.30	3.175	(101)

Legend

E1 - E4 Panel "E" judges 1 - 4 = Equal sign indicate that two or more gymnasts share the same rank by total



Rings

TIE-BREAK REPORT  
JUNIORS TEAM COMPETITION AND QUALIFICATIONS FOR CII & CIII

THU 22 APR 2010 - 10:00



Bib Name	NOC Code	V	E1 POL	E2 SRB	E3 POR	E4 ESP	LTU	CYP	Vault Average	Total Average	Rank	Vault	Tie- Break Rank	Total
218 THYS Tomas	BEL	1	9.40	9.30	9.30	9.30	9.20	9.40	9.325		(5)	15.525	(5)	15.312
		2	9.30	9.30	9.30	9.30	9.30	9.30	9.300			15.100	(6)	
360 BRAEGGER Pablo	SUI	1	9.30	9.20	9.00	9.10	9.30	9.30	9.225		(6)	15.425	(6)	15.312
		2	9.40	9.40	9.40	9.40	9.50	9.40	9.400			15.200	(5)	
358 MEIER Michael	SUI	1	9.40	9.30	9.30	9.30	9.30	9.30	9.300		(7)	15.400	(7)	15.075
		2	9.40	9.10	9.30	9.30	9.40	9.40	9.350			14.750	(8)	
337 RADEANU Daniel Petrica Vasile	ROU	1	9.00	8.50	9.10	8.90	8.80	9.20	8.950		(8)	15.050	(8)	15.075
		2	9.00	8.70	9.00	9.00	9.00	9.20	9.000			15.100	(7)	

Legend:

E1 - E4 Panel "E" judges 1 - 4      V Vault number

 Vault

TIE-BREAK REPORT  
JUNIORS TEAM COMPETITION AND QUALIFICATIONS FOR CII & CIII

THU 22 APR 2010 - 10:00



Bib	Name	NOC Code	E1 NED	E2 SLO	E3 IRL	E4 FRA	SRB	SUI	Average	Tie-Break Rank	Total
267	BECKFORD Reiss	GBR	8.70	9.20	9.20	8.90	9.00	9.00		(=4)	13.925
			Mid. 4	<del>1.30</del>	0.80	<del>0.80</del>	1.10	1.00	1.00	0.975	(=4)
			Avg. 3	<del>1.30</del>	0.80	<del>0.80</del>	<del>1.10</del>	1.00	1.00	0.933	(4)
269	BAINES Frank	GBR	9.00	8.90	9.10	9.00	9.20	9.00		(=4)	13.925
			Mid. 4	1.00	<del>1.10</del>	0.90	1.00	<del>0.80</del>	1.00	0.975	(=4)
			Avg. 3	1.00	<del>1.10</del>	0.90	1.00	<del>0.80</del>	<del>1.00</del>	0.966	(5)
357	YUSOF Eddy	SUI	8.90	8.90	9.10	9.40	9.10	9.20		(=7)	13.775
			Mid. 4	<del>1.10</del>	1.10	0.90	<del>0.60</del>	0.90	0.80	0.925	(=7)
			Avg. 3	<del>1.10</del>	<del>1.10</del>	0.90	<del>0.60</del>	0.90	0.80	0.866	(7)
270	MACKENZIE Cameron	GBR	9.10	9.00	9.10	9.30	8.90	9.10		(=7)	13.775
			Mid. 4	0.90	1.00	0.90	<del>0.70</del>	<del>1.10</del>	0.90	0.925	(=7)
			Avg. 3	0.90	<del>1.00</del>	0.90	<del>0.70</del>	<del>1.10</del>	0.90	0.900	(8)
268	WHITLOCK Max	GBR	8.60	8.80	8.80	8.80	8.70	8.80		(=7)	13.775
			Mid. 4	<del>1.40</del>	1.20	1.20	1.20	1.30	<del>1.20</del>	1.225	(9)
252	ABAD Nestor	ESP	8.70	8.90	8.80	8.80	8.90	8.60		(=11)	13.700
			Mid. 4	1.30	1.10	1.20	1.20	<del>1.10</del>	<del>1.40</del>	1.200	(11)
262	VANACKER Mathieu	FRA	8.80	8.90	8.80	8.50	8.70	8.50		(=11)	13.700
			Mid. 4	1.20	<del>1.10</del>	1.20	<del>1.50</del>	1.30	1.50	1.300	(=12)
			Avg. 3	1.20	<del>1.10</del>	1.20	<del>1.50</del>	1.30	<del>1.50</del>	1.233	(12)
236	KRASIAS Dimitris	CYP	8.80	8.80	8.70	8.50	8.60	8.70		(=11)	13.700
			Mid. 4	1.20	<del>1.20</del>	1.30	<del>1.50</del>	1.40	1.30	1.300	(=12)
			Avg. 3	1.20	<del>1.20</del>	1.30	<del>1.50</del>	<del>1.40</del>	1.30	1.266	(13)
277	CHATZIEFSTATHIOU Georgios Christos	GRE	9.10	8.50	9.10	9.00	8.80	9.00		(=14)	13.675
			Mid. 4	0.90	<del>1.50</del>	<del>0.90</del>	1.00	1.20	1.00	1.025	(=14)
			Avg. 3	0.90	<del>1.50</del>	<del>0.90</del>	1.00	<del>1.20</del>	1.00	0.966	(14)
360	BRAEGGER Pablo	SUI	8.90	8.90	8.80	9.10	9.00	9.10		(=14)	13.675
			Mid. 4	1.10	1.10	<del>1.20</del>	0.90	1.00	<del>0.90</del>	1.025	(=14)
			Avg. 3	1.10	<del>1.10</del>	<del>1.20</del>	0.90	1.00	<del>0.90</del>	1.000	(15)
273	JURSCH Christopher	GER	8.60	8.70	8.90	9.10	8.50	8.90		(=14)	13.675
			Mid. 4	1.40	1.30	1.10	<del>0.90</del>	<del>1.50</del>	1.10	1.225	(16)
255	TALLON FERNANDEZ Alberto	ESP	9.00	9.10	8.80	9.10	9.20	9.10		(=22)	13.475
			Mid. 4	1.00	0.90	<del>1.20</del>	0.90	<del>0.80</del>	0.90	0.925	(22)
316	BLETTERMAN Michel	NED	8.80	9.10	8.90	8.40	9.00	8.80		(=22)	13.475
			Mid. 4	1.20	<del>0.90</del>	1.10	<del>1.60</del>	1.00	1.20	1.125	(23)
301	EDALLI Ludovico	ITA	8.50	8.50	8.50	8.40	8.70	8.60		(=24)	13.325
			Mid. 4	1.50	1.50	1.50	<del>1.60</del>	<del>1.30</del>	1.40	1.475	(24)
280	KOULIS Marios Dimitrios	GRE	8.40	8.30	8.70	8.20	8.20	8.40		(=24)	13.325
			Mid. 4	1.60	1.70	<del>1.30</del>	<del>1.80</del>	1.80	1.60	1.675	(25)
263	PROST Brandon	FRA	8.80	8.80	8.70	9.00	8.80	8.60		(=27)	13.275
			Mid. 4	1.20	1.20	1.30	<del>1.00</del>	1.20	<del>1.40</del>	1.225	(27)
356	RIZZO Marco	SUI	8.80	8.10	8.70	8.30	8.60	8.70		(=27)	13.275
			Mid. 4	<del>1.20</del>	<del>1.90</del>	1.30	1.70	1.40	1.30	1.425	(28)

TIE-BREAK REPORT  
JUNIORS TEAM COMPETITION AND QUALIFICATIONS FOR CII & CIII

THU 22 APR 2010 - 10:00



Bib	Name	NOC Code		E1 NED	E2 SLO	E3 IRL	E4 FRA	SRB	SUI	Average	Tie-Break Rank	Total
201	DAVTYAN Artur	ARM		8.70	8.80	8.70	9.20	9.00	8.90		(=29)	13.250
			Mid. 4	<del>4.30</del>	1.20	1.30	<del>0.80</del>	1.00	1.10	1.150	(29)	
254	ALONSO CALVO Adria	ESP		8.20	8.50	8.80	8.60	8.50	8.60		(=29)	13.250
			Mid. 4	<del>4.80</del>	1.50	<del>4.20</del>	1.40	1.50	1.40	1.450	(30)	
276	ILIOPOULOS Nikolaos	GRE		8.70	8.70	8.50	8.50	8.00	8.40		(=31)	13.225
			Mid. 4	1.30	<del>4.30</del>	1.50	1.50	<del>2.00</del>	1.60	1.475	(=31)	
			Avg. 3	1.30	<del>4.30</del>	1.50	1.50	<del>2.00</del>	<del>1.60</del>	1.433	(=31)	
			Avg. 2	1.30	<del>4.30</del>	1.50	<del>1.50</del>	<del>2.00</del>	<del>1.60</del>	1.400	(=31)	
			Avg. 1	1.30	<del>4.30</del>	<del>1.50</del>	<del>1.50</del>	<del>2.00</del>	<del>1.60</del>	1.300	(31)	
339	NISTOR Ioan Laurentiu	ROU		8.40	7.50	8.50	8.60	8.60	8.60		(=31)	13.225
			Mid. 4	1.60	<del>2.50</del>	1.50	1.40	1.40	<del>1.40</del>	1.475	(=31)	
			Avg. 3	<del>1.60</del>	<del>2.50</del>	1.50	1.40	1.40	<del>1.40</del>	1.433	(=31)	
			Avg. 2	<del>1.60</del>	<del>2.50</del>	<del>1.50</del>	1.40	1.40	<del>1.40</del>	1.400	(=31)	
			Avg. 1	<del>1.60</del>	<del>2.50</del>	<del>1.50</del>	1.40	<del>1.40</del>	<del>1.40</del>	1.400	(32)	
302	DE VECCHIS Tommaso	ITA		9.00	8.80	8.80	9.20	9.30	8.80		(=34)	13.150
			Mid. 4	1.00	<del>4.20</del>	1.20	0.80	<del>0.70</del>	1.20	1.050	(34)	
219	VERBAEYS Jimmy	BEL		8.70	8.70	8.30	8.40	8.60	8.50		(=34)	13.150
			Mid. 4	1.30	<del>1.30</del>	<del>1.70</del>	1.60	1.40	1.50	1.450	(35)	
322	ANDREASSEN Haakon	NOR		9.30	9.00	9.10	9.00	9.00	9.00		(=36)	13.125
			Mid. 4	<del>0.70</del>	<del>1.00</del>	0.90	1.00	1.00	1.00	0.975	(36)	
232	KOVACEVIC Anton	CRO		9.10	8.90	8.80	8.90	8.90	9.00		(=36)	13.125
			Mid. 4	<del>0.90</del>	1.10	<del>1.20</del>	1.10	1.10	1.00	1.075	(37)	
216	KENIS Daan	BEL		8.50	8.30	8.70	8.60	8.20	9.00		(=36)	13.125
			Mid. 4	1.50	1.70	1.30	1.40	<del>1.80</del>	<del>1.00</del>	1.475	(38)	
256	NIVA Heikki	FIN		8.90	8.60	8.90	9.00	8.70	8.90		(=40)	13.050
			Mid. 4	1.10	<del>1.40</del>	1.10	<del>1.00</del>	1.30	1.10	1.150	(40)	
283	TOTH Levente	HUN		8.70	8.60	8.50	8.70	8.80	8.60		(=40)	13.050
			Mid. 4	1.30	1.40	<del>1.50</del>	1.30	<del>1.20</del>	1.40	1.350	(41)	
305	VINCENZI Aramis	ITA		8.50	8.50	8.90	8.50	8.40	8.70		(=43)	12.950
			Mid. 4	1.50	1.50	<del>1.10</del>	1.50	<del>1.60</del>	1.30	1.450	(43)	
307	KUZMICKAS Tomas	LTU		8.20	8.60	8.60	8.50	8.20	8.50		(=43)	12.950
			Mid. 4	<del>1.80</del>	1.40	<del>1.40</del>	1.50	1.80	1.50	1.550	(44)	
369	COLAK Ibrahim	TUR		8.40	8.30	8.80	8.10	8.20	8.10		(=43)	12.950
			Mid. 4	1.60	1.70	<del>1.20</del>	<del>1.90</del>	1.80	1.90	1.750	(45)	
202	VARDANYAN Vahan	ARM		8.70	9.10	9.00	9.10	9.10	8.90		(=46)	12.925
			Mid. 4	<del>1.30</del>	0.90	1.00	0.90	<del>0.90</del>	1.10	0.975	(46)	
284	SELMECZI Bank	HUN		8.60	8.90	9.50	8.90	8.80	8.70		(=46)	12.925
			Mid. 4	<del>1.40</del>	1.10	<del>0.50</del>	1.10	1.20	1.30	1.175	(47)	
208	FUSSENEGGER Michael	AUT		9.40	9.20	9.30	9.20	9.30	9.30		(=48)	12.875
			Mid. 4	<del>0.60</del>	<del>0.80</del>	0.70	0.80	0.70	0.70	0.725	(48)	
272	HERDER Philipp	GER		7.80	8.20	7.40	7.50	7.60	8.40		(=48)	12.875
			Mid. 4	2.20	1.80	<del>2.60</del>	2.50	2.40	<del>1.60</del>	2.225	(49)	

TIE-BREAK REPORT  
JUNIORS TEAM COMPETITION AND QUALIFICATIONS FOR CII & CIII

THU 22 APR 2010 - 10:00



Bib	Name	NOC Code		E1 NED	E2 SLO	E3 IRL	E4 FRA	SRB	SUI	Average	Tie-Break Rank	Total
241	RADOVESNICKY Daniel	CZE		9.00	9.00	9.10	9.10	9.10	9.00		(=50)	12.850
			Mid. 4	<del>4.00</del>	1.00	0.90	0.90	<del>0.90</del>	1.00	0.950	(50)	
317	SMINK Glenn	NED		8.70	8.70	8.50	8.70	8.30	8.90		(=50)	12.850
			Mid. 4	1.30	1.30	1.50	1.30	<del>1.70</del>	<del>1.40</del>	1.350	(51)	
361	MICHNAK Slavomir	SVK		8.70	8.80	8.40	8.50	8.60	8.40		(=50)	12.850
			Mid. 4	1.30	<del>1.20</del>	<del>1.60</del>	1.50	1.40	1.60	1.450	(52)	
291	GUNNARSSON Jon	ISL		9.00	8.80	9.10	9.00	9.10	8.90		(=54)	12.800
			Mid. 4	1.00	<del>1.20</del>	0.90	1.00	<del>0.90</del>	1.10	1.000	(54)	
238	SOLEAS Christos	CYP		9.10	8.90	8.70	9.00	9.00	8.60		(=54)	12.800
			Mid. 4	<del>0.90</del>	1.10	1.30	1.00	1.00	<del>1.40</del>	1.100	(55)	
206	BAUER Alwin	AUT		8.90	8.80	8.60	8.90	8.50	9.00		(=54)	12.800
			Mid. 4	1.10	1.20	1.40	1.10	<del>1.50</del>	<del>1.00</del>	1.200	(56)	
218	THYS Tomas	BEL		8.20	8.40	8.50	8.30	8.40	8.70		(=54)	12.800
			Mid. 4	<del>1.80</del>	1.60	1.50	1.70	1.60	<del>1.30</del>	1.600	(57)	
362	ARGALAS Martin	SVK		9.00	8.60	8.50	9.10	8.80	8.90		(=60)	12.725
			Mid. 4	1.00	1.40	<del>1.50</del>	<del>0.90</del>	1.20	1.10	1.175	(=60)	
			Avg. 3	1.00	<del>1.40</del>	<del>1.50</del>	<del>0.90</del>	1.20	1.10	1.100	(60)	
346	PECAN Matic	SLO		8.90	9.00	8.70	9.10	8.70	8.30		(=60)	12.725
			Mid. 4	1.10	1.00	1.30	<del>0.90</del>	1.30	<del>1.70</del>	1.175	(=60)	
			Avg. 3	1.10	1.00	1.30	<del>0.90</del>	<del>1.30</del>	<del>1.70</del>	1.133	(61)	
319	ZUIDEMA Justen	NED		8.60	8.80	8.70	8.50	8.60	8.60		(=60)	12.725
			Mid. 4	1.40	<del>1.20</del>	1.30	<del>1.50</del>	1.40	1.40	1.375	(62)	
323	ANDERSEN Kristoffer Alvern	NOR		8.80	8.80	9.10	9.20	9.10	9.00		(=64)	12.600
			Mid. 4	<del>1.20</del>	1.20	0.90	<del>0.80</del>	0.90	1.00	1.000	(64)	
351	MAROVIC Bozidar	SRB		8.80	8.70	8.60	8.90	8.40	8.70		(=64)	12.600
			Mid. 4	1.20	1.30	1.40	<del>1.10</del>	<del>1.60</del>	1.30	1.300	(65)	
278	KONSTANTINIDIS Christoforos	GRE		8.40	8.80	8.40	8.30	8.60	8.50		(=66)	12.575
			Mid. 4	1.60	<del>1.20</del>	1.60	<del>1.70</del>	1.40	1.50	1.525	(66)	
337	RADEANU Daniel Petrica Vasile	ROU		8.30	8.40	8.60	8.40	8.00	7.50		(=66)	12.575
			Mid. 4	1.70	1.60	<del>1.40</del>	1.60	2.00	<del>2.50</del>	1.725	(67)	
306	TVOROGAL Robert	LTU		8.60	7.70	7.40	7.60	7.60	7.80		(=66)	12.575
			Mid. 4	<del>1.40</del>	2.30	<del>2.60</del>	2.40	2.40	2.20	2.325	(68)	
265	MICHOLET Stephen	FRA		9.20	9.40	9.50	9.40	9.10	9.20		(=71)	12.500
			Mid. 4	0.80	0.60	<del>0.50</del>	0.60	<del>0.90</del>	0.80	0.700	(71)	
364	KISS Michal	SVK		8.70	9.10	8.70	8.80	9.00	8.70		(=71)	12.500
			Mid. 4	<del>1.30</del>	<del>0.90</del>	1.30	1.20	1.00	1.30	1.200	(72)	
243	KARDOS David	CZE		9.00	8.90	8.90	9.10	8.90	9.10		(=73)	12.475
			Mid. 4	1.00	<del>1.10</del>	1.10	0.90	1.10	<del>0.90</del>	1.025	(73)	
249	RYDBERG Kasper	DEN		8.50	8.90	8.50	9.00	8.80	8.90		(=73)	12.475
			Mid. 4	<del>1.50</del>	1.10	1.50	<del>1.00</del>	1.20	1.10	1.225	(74)	
240	PAPAEVRIPIDOU Xenios	CYP		7.70	7.90	8.10	8.20	8.50	8.10		(=73)	12.475
			Mid. 4	<del>2.30</del>	2.10	1.90	1.80	<del>1.50</del>	1.90	1.925	(75)	

TIE-BREAK REPORT  
JUNIORS TEAM COMPETITION AND QUALIFICATIONS FOR CII & CIII

THU 22 APR 2010 - 10:00



Bib	Name	NOC Code		E1 NED	E2 SLO	E3 IRL	E4 FRA	SRB	SUI	Average	Tie-Break Rank	Total
248	JOHANSEN Mathias	DEN		9.20	9.00	9.00	8.80	9.10	9.00		(=77)	12.425
			Mid. 4	<del>0.80</del>	1.00	1.00	<del>1.20</del>	0.90	1.00	0.975	(77)	
350	RAUTER Tine	SLO		9.00	8.90	9.00	8.70	9.00	8.80		(=77)	12.425
			Mid. 4	1.00	1.10	1.00	<del>1.30</del>	<del>1.00</del>	1.20	1.075	(78)	
325	PLANKE Lars Joyce	NOR		8.80	8.90	8.70	9.10	8.60	8.60		(=80)	12.350
			Mid. 4	1.20	1.10	1.30	<del>0.90</del>	<del>1.40</del>	1.40	1.250	(80)	
320	LOVDAHL Conor	NED		8.80	8.30	8.50	8.80	8.80	8.50		(=80)	12.350
			Mid. 4	1.20	<del>1.70</del>	1.50	1.20	<del>1.20</del>	1.50	1.350	(81)	
311	CROVETTO Kevin	MON		8.40	8.70	8.20	8.90	8.40	8.30		(=80)	12.350
			Mid. 4	1.60	1.30	<del>1.80</del>	<del>1.10</del>	1.60	1.70	1.550	(82)	
209	KRANZLMUELLER Severin	AUT		8.40	8.50	8.20	8.60	8.20	8.60		(=83)	12.325
			Mid. 4	1.60	1.50	<del>1.80</del>	1.40	1.80	<del>1.40</del>	1.575	(83)	
349	ALHADI Omar	SLO		8.20	8.30	8.50	8.10	7.60	8.30		(=83)	12.325
			Mid. 4	1.80	1.70	<del>1.50</del>	1.90	<del>2.40</del>	1.70	1.775	(84)	
237	KRASIAS Michalis	CYP		8.00	8.20	8.00	8.00	8.30	8.40		(=83)	12.325
			Mid. 4	<del>2.00</del>	1.80	2.00	2.00	1.70	<del>1.60</del>	1.875	(85)	
257	HOLOPAINEN Kasper	FIN		8.60	8.90	9.00	8.60	8.60	8.70		(=89)	12.200
			Mid. 4	<del>1.40</del>	1.10	<del>1.00</del>	1.40	1.40	1.30	1.300	(89)	
352	ILIC Gavrilo	SRB		8.90	8.30	8.50	8.90	8.60	8.40		(=89)	12.200
			Mid. 4	1.10	<del>1.70</del>	1.50	<del>1.10</del>	1.40	1.60	1.400	(90)	
250	RIDDER Lukas	DEN		8.10	8.40	8.00	8.20	8.50	8.50		(=89)	12.200
			Mid. 4	1.90	1.60	<del>2.00</del>	1.80	1.50	<del>1.50</del>	1.700	(91)	
246	FRANSEN Marcus	DEN		8.50	8.70	8.70	8.80	8.70	8.50		(=92)	12.150
			Mid. 4	<del>1.50</del>	1.30	1.30	<del>1.20</del>	1.30	1.50	1.350	(92)	
251	GONZALEZ Fabian	ESP		7.20	7.70	7.20	7.40	7.20	7.20		(=92)	12.150
			Mid. 4	<del>2.80</del>	<del>2.30</del>	2.80	2.60	2.80	2.80	2.750	(93)	
331	FRAGOSO Francisco	POR		7.80	8.00	8.20	7.70	8.00	7.90		(=94)	12.125
			Mid. 4	2.20	2.00	<del>1.80</del>	<del>2.30</del>	2.00	2.10	2.075	(=94)	
			Avg. 3	<del>2.20</del>	2.00	<del>1.80</del>	<del>2.30</del>	2.00	2.10	2.033	(94)	
348	MAURIC Primoz	SLO		7.90	8.10	7.50	7.90	8.00	7.90		(=94)	12.125
			Mid. 4	2.10	<del>1.90</del>	<del>2.50</del>	2.10	2.00	2.10	2.075	(=94)	
			Avg. 3	2.10	<del>1.90</del>	<del>2.50</del>	2.10	2.00	<del>2.10</del>	2.066	(95)	
274	RITTSCHIK Ivan	GER		6.60	7.30	7.10	7.20	7.00	7.20		(=94)	12.125
			Mid. 4	<del>3.40</del>	<del>2.70</del>	2.90	2.80	3.00	2.80	2.875	(96)	
233	KUSAN Leonardo	CRO		8.70	8.80	8.70	8.90	8.80	8.70		(=100)	11.850
			Mid. 4	<del>1.30</del>	1.20	1.30	<del>1.10</del>	1.20	1.30	1.250	(100)	
258	PAIVANEN Jimi	FIN		8.80	8.10	8.60	8.70	9.00	8.50		(=100)	11.850
			Mid. 4	1.20	<del>1.90</del>	1.40	1.30	<del>1.00</del>	1.50	1.350	(101)	
242	PECKA Stepan	CZE		7.50	8.00	7.50	7.90	7.60	7.70		(=103)	11.675
			Mid. 4	<del>2.50</del>	<del>2.00</del>	2.50	2.10	2.40	2.30	2.325	(103)	
318	KOSZTKA Karl	NED		7.40	7.80	7.20	7.80	7.30	7.80		(=103)	11.675
			Mid. 4	2.60	2.20	<del>2.80</del>	2.20	2.70	<del>2.20</del>	2.425	(104)	

**TIE-BREAK REPORT**  
**JUNIORS TEAM COMPETITION AND QUALIFICATIONS FOR CII & CIII**

THU 22 APR 2010 - 10:00



Bib	Name	NOC Code	E1 NED	E2 SLO	E3 IRL	E4 FRA	SRB	SUI	Average	Tie-Break Rank	Total
289	O'CONNOR Matthew	IRL	7.90	7.90	8.40	8.10	7.90	8.00		(=112)	10.875
			Mid. 4	<del>2.40</del>	2.10	<del>1.60</del>	1.90	2.10	2.025	(112)	
370	AKDOGAN Semih	TUR	6.60	7.30	6.80	7.40	7.00	6.80		(=112)	10.875
			Mid. 4	<del>3.40</del>	2.70	3.20	<del>2.60</del>	3.00	3.025	(113)	

**Legend**

E1 - E4 Panel "E" judges 1 - 4 = Equal sign indicate that two or more gymnasts share the same rank by total



Parallel Bars

TIE-BREAK REPORT  
JUNIORS TEAM COMPETITION AND QUALIFICATIONS FOR CII & CIII

THU 22 APR 2010 - 10:00



Bib	Name	NOC Code	E1 ITA	E2 CZE	E3 BEL	E4 AUT	POR	ROU	Average	Tie-Break Rank	Total
359	HEGI Oliver	SUI	9.00	9.00	8.80	9.10	9.00	8.90		(=1)	13.875
			Mid. 4	1.00	1.00	<del>1.20</del>	<del>0.90</del>	1.00	1.10	1.025	(1)
251	GONZALEZ Fabian	ESP	8.40	8.10	8.20	8.10	8.00	8.30		(=1)	13.875
			Mid. 4	<del>1.60</del>	1.90	1.80	1.90	<del>2.00</del>	1.70	1.825	(2)
360	BRAEGGER Pablo	SUI	8.80	8.70	8.70	8.70	8.60	8.90		(=4)	13.625
			Mid. 4	1.20	1.30	1.30	<del>1.40</del>	<del>1.40</del>	1.40	1.275	(4)
267	BECKFORD Reiss	GBR	8.60	8.50	8.80	8.50	8.50	8.50		(=4)	13.625
			Mid. 4	1.40	<del>1.50</del>	<del>1.20</del>	1.50	1.50	1.50	1.475	(5)
252	ABAD Nestor	ESP	8.40	8.50	8.30	8.80	8.90	8.20		(=9)	13.400
			Mid. 4	1.60	1.50	1.70	1.20	<del>1.10</del>	<del>1.80</del>	1.500	(=9)
			Avg. 3	1.60	1.50	<del>1.70</del>	1.20	<del>1.10</del>	<del>1.80</del>	1.433	(=9)
			Avg. 2	<del>1.60</del>	1.50	<del>1.70</del>	1.20	<del>1.10</del>	<del>1.80</del>	1.350	(9)
336	MUNTEAN Andrei Vasile	ROU	8.10	8.50	8.90	8.50	8.30	8.70		(=9)	13.400
			Mid. 4	<del>1.90</del>	1.50	<del>1.10</del>	1.50	1.70	1.30	1.500	(=9)
			Avg. 3	<del>1.90</del>	1.50	<del>1.10</del>	1.50	<del>1.70</del>	1.30	1.433	(=9)
			Avg. 2	<del>1.90</del>	1.50	<del>1.10</del>	<del>1.50</del>	<del>1.70</del>	1.30	1.400	(10)
303	POLINI Giancarlo	ITA	8.50	8.60	8.70	8.50	8.80	8.00		(=14)	13.175
			Mid. 4	1.50	1.40	1.30	1.50	<del>1.20</del>	<del>2.00</del>	1.425	(14)
272	HERDER Philipp	GER	8.60	8.70	8.00	8.30	8.50	8.50		(=14)	13.175
			Mid. 4	1.40	<del>1.30</del>	<del>2.00</del>	1.70	1.50	1.50	1.525	(15)
337	RADEANU Daniel Petrica Vasile	ROU	8.40	8.10	8.40	8.50	8.10	8.20		(=14)	13.175
			Mid. 4	1.60	<del>1.90</del>	1.60	<del>1.50</del>	1.90	1.80	1.725	(16)
269	BAINES Frank	GBR	8.80	8.50	8.80	8.50	8.70	8.60		(=21)	12.950
			Mid. 4	1.20	<del>1.50</del>	<del>1.20</del>	1.50	1.30	1.40	1.350	(21)
262	VANACKER Mathieu	FRA	8.40	8.00	8.50	8.30	7.90	8.30		(=21)	12.950
			Mid. 4	1.60	2.00	<del>1.50</del>	1.70	<del>2.10</del>	1.70	1.750	(22)
340	KOTRONG Adelin Ladislau	ROU	8.10	8.40	8.40	8.40	8.30	8.30		(=25)	12.850
			Mid. 4	<del>1.90</del>	1.60	1.60	<del>1.60</del>	1.70	1.70	1.650	(25)
216	KENIS Daan	BEL	8.50	8.10	8.90	8.00	8.20	8.20		(=25)	12.850
			Mid. 4	1.50	1.90	<del>1.10</del>	<del>2.00</del>	1.80	1.80	1.750	(26)
275	WEINERT Daniel	GER	8.30	8.60	8.70	8.60	8.60	8.50		(=28)	12.775
			Mid. 4	<del>1.70</del>	1.40	<del>1.30</del>	1.40	1.40	1.50	1.425	(28)
217	NEUTELEERS Thomas	BEL	8.20	7.60	7.60	8.00	7.70	8.40		(=28)	12.775
			Mid. 4	1.80	<del>2.40</del>	2.40	2.00	2.30	<del>1.60</del>	2.125	(29)



TIE-BREAK REPORT  
JUNIORS TEAM COMPETITION AND QUALIFICATIONS FOR CII & CIII

THU 22 APR 2010 - 10:00



Bib	Name	NOC Code	E1 ITA	E2 CZE	E3 BEL	E4 AUT	POR	ROU	Average	Tie-Break Rank	Total
318	KOSZTKA Karl	NED	8.50	8.50	8.60	8.30	8.50	8.40		(=38)	12.475
			Mid. 4	1.50	1.50	1.40	1.70	1.50	1.60	1.525	(38)
357	YUSOF Eddy	SUI	8.70	8.20	8.00	8.00	7.90	8.50		(=38)	12.475
			Mid. 4	1.30	1.80	2.00	2.00	2.10	1.50	1.825	(=39)
			Avg. 3	1.30	1.80	2.00	2.00	2.10	1.50	1.766	(39)
317	SMINK Glenn	NED	8.20	8.10	8.40	7.70	8.10	8.30		(=38)	12.475
			Mid. 4	1.80	1.90	1.60	2.30	1.90	1.70	1.825	(=39)
			Avg. 3	1.80	1.90	1.60	2.30	1.90	1.70	1.800	(40)
277	CHATZIEFSTATHIOU Georgios Christos	GRE	8.30	8.00	8.10	8.30	7.40	7.90		(=38)	12.475
			Mid. 4	1.70	2.00	1.90	1.70	2.60	2.10	1.925	(41)
242	PECKA Stepan	CZE	8.40	8.40	8.40	8.60	8.60	8.30		(=42)	12.450
			Mid. 4	1.60	1.60	1.60	1.40	1.40	1.70	1.550	(42)
281	MAKRA Laszlo	HUN	8.20	8.20	8.20	8.20	7.70	8.00		(=42)	12.450
			Mid. 4	1.80	1.80	1.80	1.80	2.30	2.00	1.850	(43)
256	NIVA Heikki	FIN	7.70	7.90	7.60	7.60	7.80	8.10		(=42)	12.450
			Mid. 4	2.30	2.10	2.40	2.40	2.20	1.90	2.250	(44)
208	FUSSENEGGER Michael	AUT	8.20	8.50	8.50	8.20	8.50	8.30		(=49)	12.075
			Mid. 4	1.80	1.50	1.50	1.80	1.50	1.70	1.625	(49)
321	SKJERAHAUG Stian	NOR	7.60	7.60	7.40	7.70	7.40	8.00		(=49)	12.075
			Mid. 4	2.40	2.40	2.60	2.30	2.60	2.00	2.425	(50)
258	PAIVANEN Jimi	FIN	8.90	8.70	8.70	9.00	8.90	8.60		(=55)	11.900
			Mid. 4	1.10	1.30	1.30	1.00	1.10	1.40	1.200	(55)
241	RADOVESNICKY Daniel	CZE	8.50	8.50	8.60	8.40	8.70	8.20		(=55)	11.900
			Mid. 4	1.50	1.50	1.40	1.60	1.30	1.80	1.500	(56)
324	ULVEN Peder	NOR	8.00	8.20	8.00	8.40	8.20	8.30		(=57)	11.875
			Mid. 4	2.00	1.80	2.00	1.60	1.80	1.70	1.825	(=57)
			Avg. 3	2.00	1.80	2.00	1.60	1.80	1.70	1.766	(57)
305	VINCENZI Aramis	ITA	8.50	8.10	8.20	8.20	8.20	8.10		(=57)	11.875
			Mid. 4	1.50	1.90	1.80	1.80	1.80	1.90	1.825	(=57)
			Avg. 3	1.50	1.90	1.80	1.80	1.80	1.90	1.800	(58)
346	PECAN Matic	SLO	7.80	8.20	7.80	8.20	8.40	8.20		(=61)	11.800
			Mid. 4	2.20	1.80	2.20	1.80	1.60	1.80	1.900	(61)
257	HOLOPAINEN Kasper	FIN	7.70	8.40	7.90	8.40	7.90	7.80		(=61)	11.800
			Mid. 4	2.30	1.60	2.10	1.60	2.10	2.20	2.000	(62)
367	ARABACIOGLU Emre	TUR	8.00	8.20	8.30	8.10	8.20	8.30		(=65)	11.700
			Mid. 4	2.00	1.80	1.70	1.90	1.80	1.70	1.800	(65)
368	ONDER Ahmet	TUR	7.30	7.20	7.40	6.60	7.50	7.30		(=65)	11.700
			Mid. 4	2.70	2.80	2.60	3.40	2.50	2.70	2.700	(66)

TIE-BREAK REPORT  
JUNIORS TEAM COMPETITION AND QUALIFICATIONS FOR CII & CIII

THU 22 APR 2010 - 10:00



Bib	Name	NOC Code	E1 ITA	E2 CZE	E3 BEL	E4 AUT	POR	ROU	Average	Tie-Break Rank	Total
319	ZUIDEMA Justen	NED	8.10 Mid. 4 1.90	8.40 1.60	8.20 1.80	7.80 2.20	8.20 1.80	8.10 1.90	1.850	(=67) (67)	11.650
369	COLAK Ibrahim	TUR	7.70 Mid. 4 2.30	7.80 2.20	7.60 2.40	8.20 1.80	7.10 2.90	7.50 2.50	2.350	(=67) (68)	11.650
218	THYS Tomas	BEL	6.60 Mid. 4 3.40	7.20 2.80	7.10 2.90	7.20 2.80	8.00 2.00	7.50 2.50	2.750	(=67) (69)	11.650
243	KARDOS David	CZE	8.50 Mid. 4 1.50	8.30 1.70	8.00 2.00	8.30 1.70	8.50 1.50	8.30 1.70	1.650	(=74) (74)	11.450
231	BOROSA Filip	CRO	7.70 Mid. 4 2.30	8.00 2.00	7.50 2.50	7.80 2.20	7.00 3.00	8.20 1.80	2.250	(=74) (75)	11.450
347	ZUNKO Zan	SLO	7.80 Mid. 4 2.20	7.60 2.40	7.50 2.50	8.00 2.00	7.40 2.60	7.80 2.20	2.325	(=77) (77)	11.375
338	GROZA Andrei Ioan	ROU	6.50 Mid. 4 3.50	6.30 3.70	6.80 3.20	7.00 3.00	6.40 3.60	7.20 2.80	3.325	(=77) (78)	11.375
233	KUSAN Leonardo	CRO	8.40 Mid. 4 1.60	8.40 1.60	8.60 1.40	8.30 1.70	8.10 1.90	8.20 1.80	1.675	(=83) (83)	10.825
285	BABOS Adam	HUN	5.90 Mid. 4 4.10	5.30 4.70	5.60 4.40	6.40 3.60	6.20 3.80	6.40 3.60	3.975	(=83) (84)	10.825
244	PAZDERA Martin	CZE	7.80 Mid. 4 2.20	8.30 1.70	8.40 1.60	8.30 1.70	8.60 1.40	8.20 1.80	1.700	(=85) (85)	10.800
362	ARGALAS Martin	SVK	6.40 Mid. 4 3.60	7.40 2.60	6.50 3.50	6.70 3.30	6.90 3.10	7.10 2.90	3.200	(=85) (86)	10.800
248	JOHANSEN Mathias	DEN	7.20 Mid. 4 2.80	8.00 2.00	7.50 2.50	8.00 2.00	7.20 2.80	7.80 2.20	2.375	(=90) (90)	10.625
366	ARICAN Ferhat	TUR	5.70 Mid. 4 4.30	6.30 3.70	5.50 4.50	7.10 2.90	6.10 3.90	6.80 3.20	3.775	(=90) (91)	10.625
355	DEJANOVIC Bojan	SRB	7.80 Mid. 4 2.20	8.00 2.00	7.90 2.10	7.90 2.10	7.70 2.30	7.60 2.40	2.175	(=92) (92)	10.525
323	ANDERSEN Kristoffer Alvern	NOR	7.00 Mid. 4 3.00	7.60 2.40	7.10 2.90	7.60 2.40	7.10 2.90	7.10 2.90	2.775	(=92) (93)	10.525
284	SELMECZI Bank	HUN	7.00 Mid. 4 3.00	6.90 3.10	6.70 3.30	7.10 2.90	6.00 4.00	6.70 3.30	3.175	(=92) (94)	10.525
354	MRDENOVIC Nikola	SRB	7.40 Mid. 4 2.60	7.60 2.40	7.10 2.90	7.00 3.00	7.10 2.90	7.70 2.30	2.700	(=102) (102)	9.800
291	GUNNARSSON Jon	ISL	7.00 Mid. 4 3.00	6.80 3.20	6.80 3.20	6.60 3.40	6.30 3.70	7.00 3.00	3.200	(=102) (103)	9.800

Legend

E1 - E4 Panel "E" judges 1 - 4

= Equal sign indicate that two or more gymnasts share the same rank by total



Horizontal Bar

**TIE-BREAK REPORT**  
**JUNIORS TEAM COMPETITION AND QUALIFICATIONS FOR CII & CIII**

THU 22 APR 2010 - 10:00

Bib	Name	NOC Code	Rank	Total	Sum of best scores						Tie-Break Rank	
					6	5	4	3	2	1		
357	YUSOF Eddy	SUI	13	80.975	Best scores		<u>68.500</u>	55.525	42.075	28.400	14.625	13
					B scores	52.475	44.300	35.825	27.075	18.300	9.225	
					A scores	28.500	24.200	19.700	15.000	10.300	5.400	
262	VANACKER Mathieu	FRA	13		Best scores		68.400	55.700	42.750	29.050	15.325	14
					B scores	51.275	43.275	35.025	26.750	18.050	9.225	
					A scores	29.800	25.500	20.800	16.100	11.200	6.200	
316	BLETTERMAN Michel	NED	20	79.800	Best scores		<u>67.275</u>	54.400	41.175	27.850	14.375	20
					B scores	50.900	43.075	34.850	26.375	17.850	8.975	
					A scores	28.900	24.500	19.900	15.200	10.400	5.400	
282	VAGNER Levente	HUN	20		Best scores		66.950	54.025	40.925	27.575	14.150	21
					B scores	50.700	43.050	35.025	26.725	17.975	9.150	
					A scores	29.600	25.000	20.200	15.300	10.300	5.200	
366	ARICAN Ferhat	TUR	41	75.800	Best scores		<u>65.175</u>	54.425	42.025	29.175	15.425	41
					B scores	46.600	40.375	33.725	25.925	17.875	9.225	
					A scores	29.200	25.100	20.700	16.100	11.300	6.200	
285	BABOS Adam	HUN	41		Best scores		64.975	53.825	41.650	28.100	14.525	42
					B scores	47.900	41.875	34.925	26.850	18.200	9.125	
					A scores	28.000	23.900	19.700	15.200	10.400	5.400	
363	VARGOVSKY Ivan	SVK	70	71.450	Best scores		<u>62.350</u>	50.825	39.150	27.350	14.625	70
					B scores	47.150	40.750	33.375	25.750	17.750	9.225	
					A scores	24.300	21.600	17.800	13.900	9.700	5.400	
307	KUZMICKAS Tomas	LTU	70		Best scores		61.075	50.650	39.400	26.450	13.250	71
					B scores	45.150	38.975	32.350	24.800	16.700	8.450	
					A scores	26.600	22.900	19.100	14.900	10.400	5.400	
355	DEJANOVIC Bojan	SRB	86	68.100	Best scores		<u>58.775</u>	48.750	38.225	26.150	13.625	86
					B scores	46.200	40.475	33.650	25.825	17.650	9.025	
					A scores	21.900	19.400	16.700	12.800	8.900	4.600	
250	RIDDER Lukas	DEN	86		Best scores		58.750	48.625	38.150	25.950	13.475	87
					B scores	46.400	40.550	33.275	25.850	17.550	9.175	
					A scores	22.100	19.400	16.200	12.700	8.800	4.600	

TEAM MEDALLIST  
JUNIORS TEAM COMPETITION AND QUALIFICATIONS FOR CII & CIII

THU 22 APR 2010 - 20:00

Medal	NOC	Names
GOLD	GBR - Great Britain	BAINES Frank BECKFORD Reiss MACKENZIE Cameron OLDHAM Sam WHITLOCK Max
SILVER	SUI - Switzerland	BRAEGGER Pablo HEGI Oliver MEIER Michael RIZZO Marco YUSOF Eddy
BRONZE	FRA - France	MICHOLET Stephen PHILIPPE Mathias PROST Brandon VANACKER Mathieu ZONA Jim

LIST OF QUALIFIERS  
JUNIORS ALL-AROUND FINAL

SAT 24 APR 2010 - 11:00

Qualifying Order	Bib	Name	NOC Code	Qualification Score	Qual. Rank
1	266	OLDHAM Sam	GBR	84.200	(1)
2	268	WHITLOCK Max	GBR	84.150	(2)
3	336	MUNTEAN Andrei Vasile	ROU	83.750	(4)
4	261	ZONA Jim	FRA	82.275	(5)
5	252	ABAD Nestor	ESP	82.125	(7)
6	273	JURSCH Christopher	GER	82.000	(8)
7	201	DAVTYAN Artur	ARM	81.675	(9)
8	360	BRAEGGER Pablo	SUI	81.300	(11)
9	358	MEIER Michael	SUI	81.050	(12)
10	262	VANACKER Mathieu	FRA	80.975	(14)
11	301	EDALLI Ludovico	ITA	80.425	(15)
12	202	VARDANYAN Vahan	ARM	80.275	(17)
13	275	WEINERT Daniel	GER	80.150	(18)
14	217	NEUTELEERS Thomas	BEL	80.075	(19)
15	316	BLETTERMAN Michel	NED	79.800	(20)
16	282	VAGNER Levente	HUN	79.800	(21)
17	216	KENIS Daan	BEL	79.700	(22)
18	251	GONZALEZ Fabian	ESP	79.600	(23)
19	302	DE VECCHIS Tommaso	ITA	78.950	(25)
20	337	RADEANU Daniel Petrica Vasile	ROU	78.650	(26)
21	317	SMINK Glenn	NED	78.150	(28)
22	277	CHATZIEFSTATHIOU Georgios Christos	GRE	78.025	(30)
23	332	MARTINS Ricardo	POR	77.800	(31)
24	321	SKJERAHAUG Stian	NOR	77.600	(32)
<b>Reserves</b>					
R1	326	BORKOWSKI Lukasz	POL	76.975	(34)
R2	322	ANDREASSEN Haakon	NOR	76.275	(36)
R3	256	NIVA Heikki	FIN	76.250	(37)
R4	361	MICHNAK Slavomir	SVK	76.175	(38)

Legend:

Qual. Qualification      Rx Reserve for All-Around Final

**START LIST**  
**JUNIORS ALL-AROUND FINAL**  
**ROTATION 1 OF 6**  
SAT 24 APR 2010 - 11:00



Bib	Name	NOC Code
282	VAGNER Levente	HUN
217	NEUTELEERS Thomas	BEL
321	SKJERAHAUG Stian	NOR
266	OLDHAM Sam	GBR



Bib	Name	NOC Code
360	BRAEGGER Pablo	SUI
251	GONZALEZ Fabian	ESP
336	MUNTEAN A.	ROU
268	WHITLOCK Max	GBR



Bib	Name	NOC Code
202	VARDANYAN Vahan	ARM
216	KENIS Daan	BEL
262	VANACKER Mathieu	FRA
337	RADEANU D.	ROU



Bib	Name	NOC Code
275	WEINERT Daniel	GER
302	DE VECCHIS Tommaso	ITA
317	SMINK Glenn	NED
201	DAVTYAN Artur	ARM



Bib	Name	NOC Code
316	BLETTERMAN Michel	NED
301	EDALLI Ludovico	ITA
261	ZONA Jim	FRA
252	ABAD Nestor	ESP



Bib	Name	NOC Code
358	MEIER Michael	SUI
332	MARTINS Ricardo	POR
277	CHATZIEFSTATHIOU G.	GRE
273	JURSCH Christopher	GER

**Legend:**



**START LIST**  
**JUNIORS ALL-AROUND FINAL**  
**ROTATION 2 OF 6**  
SAT 24 APR 2010 - 11:20



Bib	Name	NOC Code
332	MARTINS Ricardo	POR
277	CHATZIEFSTATHIOU G.	GRE
273	JURSCH Christopher	GER
358	MEIER Michael	SUI



Bib	Name	NOC Code
217	NEUTELEERS Thomas	BEL
321	SKJERAHAUG Stian	NOR
266	OLDHAM Sam	GBR
282	VAGNER Levente	HUN



Bib	Name	NOC Code
251	GONZALEZ Fabian	ESP
336	MUNTEAN A.	ROU
268	WHITLOCK Max	GBR
360	BRAEGGER Pablo	SUI



Bib	Name	NOC Code
216	KENIS Daan	BEL
262	VANACKER Mathieu	FRA
337	RADEANU D.	ROU
202	VARDANYAN Vahan	ARM



Bib	Name	NOC Code
302	DE VECCHIS Tommaso	ITA
317	SMINK Glenn	NED
201	DAVTYAN Artur	ARM
275	WEINERT Daniel	GER



Bib	Name	NOC Code
301	EDALLI Ludovico	ITA
261	ZONA Jim	FRA
252	ABAD Nestor	ESP
316	BLETTERMAN Michel	NED

**Legend:**



**START LIST**  
**JUNIORS ALL-AROUND FINAL**  
**ROTATION 3 OF 6**  
SAT 24 APR 2010 - 11:40



Bib	Name	NOC Code
261	ZONA Jim	FRA
252	ABAD Nestor	ESP
316	BLETTERMAN Michel	NED
301	EDALLI Ludovico	ITA



Bib	Name	NOC Code
277	CHATZIEFSTATHIOU G.	GRE
273	JURSCH Christopher	GER
358	MEIER Michael	SUI
332	MARTINS Ricardo	POR



Bib	Name	NOC Code
321	SKJERAHAUG Stian	NOR
266	OLDHAM Sam	GBR
282	VAGNER Levente	HUN
217	NEUTELEERS Thomas	BEL



Bib	Name	NOC Code
336	MUNTEAN A.	ROU
268	WHITLOCK Max	GBR
360	BRAEGGER Pablo	SUI
251	GONZALEZ Fabian	ESP




Bib	Name	NOC Code
262	VANACKER Mathieu	FRA
337	RADEANU D.	ROU
202	VARDANYAN Vahan	ARM
216	KENIS Daan	BEL



Bib	Name	NOC Code
317	SMINK Glenn	NED
201	DAVTYAN Artur	ARM
275	WEINERT Daniel	GER
302	DE VECCHIS Tommaso	ITA

**Legend:**





**START LIST**  
**JUNIORS ALL-AROUND FINAL**  
**ROTATION 4 OF 6**  
SAT 24 APR 2010 - 12:00



Bib	Name	NOC Code
201	DAVTYAN Artur	ARM
275	WEINERT Daniel	GER
302	DE VECCHIS Tommaso	ITA
317	SMINK Glenn	NED



Bib	Name	NOC Code
252	ABAD Nestor	ESP
316	BLETTERMAN Michel	NED
301	EDALLI Ludovico	ITA
261	ZONA Jim	FRA



Bib	Name	NOC Code
273	JURSCH Christopher	GER
358	MEIER Michael	SUI
332	MARTINS Ricardo	POR
277	CHATZIEFSTATHIOU G.	GRE



Bib	Name	NOC Code
266	OLDHAM Sam	GBR
282	VAGNER Levente	HUN
217	NEUTELEERS Thomas	BEL
321	SKJERAHAUG Stian	NOR



Bib	Name	NOC Code
268	WHITLOCK Max	GBR
360	BRAEGGER Pablo	SUI
251	GONZALEZ Fabian	ESP
336	MUNTEAN A.	ROU



Bib	Name	NOC Code
337	RADEANU D.	ROU
202	VARDANYAN Vahan	ARM
216	KENIS Daan	BEL
262	VANACKER Mathieu	FRA

**Legend:**



**START LIST**  
**JUNIORS ALL-AROUND FINAL**  
**ROTATION 5 OF 6**  
SAT 24 APR 2010 - 12:20



Bib	Name	NOC Code
202	VARDANYAN Vahan	ARM
216	KENIS Daan	BEL
262	VANACKER Mathieu	FRA
337	RADEANU D.	ROU



Bib	Name	NOC Code
275	WEINERT Daniel	GER
302	DE VECCHIS Tommaso	ITA
317	SMINK Glenn	NED
201	DAVTYAN Artur	ARM



Bib	Name	NOC Code
316	BLETTERMAN Michel	NED
301	EDALLI Ludovico	ITA
261	ZONA Jim	FRA
252	ABAD Nestor	ESP



Bib	Name	NOC Code
358	MEIER Michael	SUI
332	MARTINS Ricardo	POR
277	CHATZIEFSTATHIOU G.	GRE
273	JURSCH Christopher	GER



Bib	Name	NOC Code
282	VAGNER Levente	HUN
217	NEUTELEERS Thomas	BEL
321	SKJERAHAUG Stian	NOR
266	OLDHAM Sam	GBR



Bib	Name	NOC Code
360	BRAEGGER Pablo	SUI
251	GONZALEZ Fabian	ESP
336	MUNTEAN A.	ROU
268	WHITLOCK Max	GBR

**Legend:**



**START LIST**  
**JUNIORS ALL-AROUND FINAL**  
**ROTATION 6 OF 6**  
SAT 24 APR 2010 - 12:40



Bib	Name	NOC Code
251	GONZALEZ Fabian	ESP
336	MUNTEAN A.	ROU
268	WHITLOCK Max	GBR
360	BRAEGGER Pablo	SUI



Bib	Name	NOC Code
216	KENIS Daan	BEL
262	VANACKER Mathieu	FRA
337	RADEANU D.	ROU
202	VARDANYAN Vahan	ARM



Bib	Name	NOC Code
302	DE VECCHIS Tommaso	ITA
317	SMINK Glenn	NED
201	DAVTYAN Artur	ARM
275	WEINERT Daniel	GER



Bib	Name	NOC Code
301	EDALLI Ludovico	ITA
261	ZONA Jim	FRA
252	ABAD Nestor	ESP
316	BLETERMAN Michel	NED



Bib	Name	NOC Code
332	MARTINS Ricardo	POR
277	CHATZIEFSTATHIOU G.	GRE
273	JURSCH Christopher	GER
358	MEIER Michael	SUI



Bib	Name	NOC Code
217	NEUTELEERS Thomas	BEL
321	SKJERAHAUG Stian	NOR
266	OLDHAM Sam	GBR
282	VAGNER Levente	HUN

**Legend:**



JUDGES ASSIGNMENT  
JUNIORS ALL-AROUND FINAL

REVISED

SAT 24 APR 2010 - 11:00

Superior Jury

MARZOLLA Gianfranco  
APOLZAN Mircea Dumitru  
THINGVOLD Tom  
GRECU Danut  
MACCHIA Alain  
TOMBS Andrew  
BERCZI Istvan  
WISCHNIA Jacob  
ALBRECHT Holger

UEG President  
UEG Member  
UEG Member  
UEG Floor Supervisor  
UEG Pommel Horse Supervisor  
UEG Rings Supervisor  
UEG Vault Supervisor  
UEG Parallel Bars Supervisor  
UEG Horizontal Bar Supervisor



Function	Name	NOC Code
D1	LAZZARICH Diego	ITA
D2	VUKOJA Mario	CRO
E1	KELEMEN Zoltan	HUN
E2	DIAZ LOZA Roberto Javier	ESP
E3	BRANDTOFT Erik	DEN
E4	FURNELLE Jean Marie	BEL
E5	ANGONAS Dimitrios	CYP
E6	FETZER Joerg	GER
Timer 1	DE KOSTER René	NED
Line 1	SURPIKAS Viktoras	LTU
Line 2	DEJANOVIC Dejan	SRB



Function	Name	NOC Code
D1	REIMERING Vincent	NED
D2	MAY James	GBR
E1	ROCHA Joao	POR
E2	DONOGHUE Denis	IRL
E3	WILINSKI Mariusz	POL
E4	CATEAN Eugen Dumitru	ROU
E5	HAMZA Istvan	HUN
E6	TRAVERSO Fulvio	ITA



Function	Name	NOC Code
D1	SOUSA Alvaro	POR
D2	POP Augustin	ROU
E1	RUPCIK Lubos	SVK
E2	BAGUELIN Xavier	FRA
E3	BOVET Laurent	SUI
E4	JENSEN Borre	NOR
E5	VAN BAELEN Stefan	BEL
E6	WRONSKI Mariusz	POL



Function	Name	NOC Code
D1	FEDARAU Andrey	BLR
D2	KODRIC Severin	SLO
E1	KOUSIOU Andreas	CYP
E2	INNOCENTI Giovanni	ITA
E3	KOCIAN Vilem	CZE
E4	VAN OORT Robert	NED
E5	BLANQUINO Jean François	FRA
E6	WOOLLS Lee	GBR
Line 1	PETERSEN Ralf	DEN



Function	Name	NOC Code
D1	TOTH Josef	AUT
D2	PROVIAS Nikolaos	GRE
E1	SOLAR Nenad	CRO
E2	MILUTINOVIC Robert	SRB
E3	SOSNIN Valerij	LTU
E4	HODZIC LEDERER Enes	SLO
E5	URBANEK Jiri	CZE
E6	MURRAY Colm	IRL
Timer 1	BIRZU Dragos	ROU



Function	Name	NOC Code
D1	MITCKEVICHS Arturs	LAT
D2	SKIRKANIC Rastislav	SVK
E1	EGERMANN Dieter	AUT
E2	BREWER Ross	GBR
E3	METZ Helmut	GER
E4	BANOUSIS Athanasios	GRE
E5	JUCKER Kurt	SUI
E6	GONCALVES PIMENTA G.	POR

Legend:

**Dx** Panel Difficulty judges

**Ex** Panel Execution judges



Floor



Pommel Horse



Rings



Vault









Parallel Bars



Horizontal Bar

RESULTS  
JUNIORS ALL-AROUND FINAL

SAT 24 APR 2010 - 11:00

Rank	Bib	Name	NOC Code							Total
1	266	OLDHAM Sam	GBR	14.450	13.500	13.525	15.600	13.675	13.825	<u>84.575</u>
2	268	WHITLOCK Max	GBR	14.000	14.125	13.725	15.275	13.800	13.350	<u>84.275</u>
3	360	BRAEGGER Pablo	SUI	14.125	12.500	13.500	15.625	13.800	13.600	<u>83.150</u>
4	251	GONZALEZ Fabian	ESP	14.250	13.375	12.650	15.125	13.775	13.675	<u>82.850</u>
5	358	MEIER Michael	SUI	13.700	12.100	12.875	15.700	13.675	13.125	<u>81.175</u>
6	217	NEUTELEERS Thomas	BEL	13.725	11.475	13.375	15.000	13.800	13.625	<u>81.000</u>
7	252	ABAD Nestor	ESP	13.975	10.725	14.050	15.600	13.400	13.150	<u>80.900</u>
7	336	MUNTEAN A.	ROU	12.575	11.825	14.075	15.650	13.650	13.125	<u>80.900</u>
9	261	ZONA Jim	FRA	13.650	11.900	13.300	15.275	13.650	13.100	<u>80.875</u>
10	301	EDALLI Ludovico	ITA	13.275	12.775	13.175	14.725	13.450	13.250	<u>80.650</u>
11	262	VANACKER Mathieu	FRA	13.850	12.250	13.125	15.425	12.925	12.850	<u>80.425</u>
12	273	JURSCH Christopher	GER	13.350	12.775	12.600	14.575	13.550	13.550	<u>80.400</u>
13	202	VARDANYAN Vahan	ARM	13.525	12.675	13.500	14.075	12.850	12.550	<u>79.175</u>
14	216	KENIS Daan	BEL	13.675	12.175	12.875	14.650	12.950	12.625	<u>78.950</u>
15	282	VAGNER Levente	HUN	13.600	12.000	13.050	14.075	13.575	12.525	<u>78.825</u>
16	275	WEINERT Daniel	GER	13.400	11.800	12.625	14.550	13.450	12.900	<u>78.725</u>
17	337	RADEANU D.	ROU	14.325	12.300	12.975	14.075	11.925	12.975	<u>78.575</u>
18	317	SMINK Glenn	NED	13.875	12.150	12.325	14.725	12.850	12.625	<u>78.550</u>
19	201	DAVTYAN Artur	ARM	13.600	12.875	13.300	12.100	13.325	12.600	<u>77.800</u>
20	316	BLETTERMAN Michel	NED	13.450	11.875	12.025	14.025	13.250	13.100	<u>77.725</u>
21	302	DE VECCHIS Tommaso	ITA	13.475	11.325	11.900	14.475	13.050	12.675	<u>76.900</u>
22	277	CHATZIEFSTATHIOU G.	GRE	13.075	11.750	10.425	13.225	13.400	12.500	<u>74.375</u>
23	321	SKJERAHAUG Stian	NOR	13.150	9.600	11.825	14.200	13.100	12.450	<u>74.325</u>
24	332	MARTINS Ricardo	POR	13.025	10.225	12.450	13.975	13.000	11.275	<u>73.950</u>

Note:





































Underlined totals indicates starting apparatus

Legend:







































INDIVIDUAL JUDGES SCORES  
JUNIORS ALL-AROUND FINAL

SAT 24 APR 2010 - 11:00

Rank	Bib	Name	NOC Code		D Score	E1	E2	E3	E4	E5	E6	E Score	Pen.	Total	Rank by App.
1	266	OLDHAM Sam	GBR		5.300	9.20	8.80	9.40	9.00	9.10	9.30	9.150		14.450	(1)
					4.800	8.70	8.50	8.80	8.30	8.80	8.80	8.700		13.500	(2)
					5.000	8.30	8.40	8.70	8.00	8.80	8.70	8.525		13.525	(4)
					6.200	9.20	9.50	9.40	9.50	9.30	9.40	9.400		15.600	(4)
					5.000	8.80	8.60	8.50	8.70	8.70	8.70	8.675		13.675	(5)
					5.100	8.80	8.80	8.80	8.60	8.70	8.60	8.725		13.825	(1)
		<b>Total 84.575</b>													
2	268	WHITLOCK Max	GBR		5.200	9.00	8.70	8.90	8.80	8.70	8.80	8.800		14.000	(5)
					5.800	8.10	8.20	8.50	8.30	8.50	8.30	8.325		14.125	(1)
					4.700	8.90	9.20	9.10	9.00	9.10	8.80	9.025		13.725	(3)
					5.800	9.40	9.50	9.50	9.50	9.50	9.40	9.475		15.275	(7)
					5.000	8.90	8.60	8.50	8.90	8.90	8.80	8.800		13.800	(1)
					5.000	8.50	8.50	8.70	8.00	8.20	8.20	8.350		13.350	(6)
		<b>Total 84.275</b>													
3	360	BRAEGGER Pablo	SUI		5.200	8.90	8.70	8.90	8.90	9.00	9.00	8.925		14.125	(4)
					3.900	8.80	8.50	8.60	8.30	8.50	8.90	8.600		12.500	(8)
					4.700	8.80	8.90	8.70	8.70	8.80	8.90	8.800		13.500	(5)
					6.200	9.50	9.40	9.40	9.40	9.30	9.50	9.425		15.625	(3)
					4.700	8.90	9.10	9.10	9.10	9.10	9.10	9.100		13.800	(1)
					4.900	8.40	9.10	8.80	8.70	8.80	8.50	8.700		13.600	(4)
		<b>Total 83.150</b>													
4	251	GONZALEZ Fabian	ESP		5.300	8.90	9.10	8.90	9.00	8.90	9.00	8.950		14.250	(3)
					5.100	8.40	8.30	7.90	8.40	8.80	8.00	8.275		13.375	(3)
					4.100	8.20	8.80	8.40	8.40	8.70	8.70	8.550		12.650	(16)
					6.200	8.80	8.80	9.10	9.10	9.10	9.20	9.025	0.1	15.125	(9)
					4.900	8.80	8.90	8.70	8.90	8.90	9.00	8.875		13.775	(4)
					5.600	8.50	8.00	8.00	8.20	8.10	7.70	8.075		13.675	(2)
		<b>Total 82.850</b>													
5	358	MEIER Michael	SUI		5.000	8.70	8.60	8.30	8.70	8.80	8.80	8.700		13.700	(10)
					4.600	7.40	8.00	7.70	7.40	7.30	7.50	7.500		12.100	(13)
					4.300	8.60	8.70	8.70	8.50	8.50	8.30	8.575		12.875	(14)
					6.200	9.50	9.50	9.50	9.50	9.70	9.40	9.500		15.700	(1)
					4.700	9.00	9.10	9.00	8.90	9.00	8.90	8.975		13.675	(5)
					4.500	8.40	8.80	8.50	8.50	8.70	8.80	8.625		13.125	(9)
		<b>Total 81.175</b>													
6	217	NEUTELEERS Thomas	BEL		4.900	8.60	8.60	9.10	9.00	8.90	8.80	8.825		13.725	(9)
					4.300	6.50	7.30	7.50	6.90	7.50	7.00	7.175		11.475	(20)
					4.800	8.60	8.60	8.50	8.60	9.00	8.50	8.575		13.375	(7)
					6.200	8.70	8.80	9.00	8.90	8.80	8.70	8.800		15.000	(10)
					5.200	8.70	8.70	9.00	8.20	8.40	8.60	8.600		13.800	(1)
					4.900	8.70	8.90	8.70	8.80	8.70	8.70	8.725		13.625	(3)
		<b>Total 81.000</b>													





































INDIVIDUAL JUDGES SCORES  
JUNIORS ALL-AROUND FINAL

SAT 24 APR 2010 - 11:00

Rank	Bib	Name	NOC Code		D Score	E1	E2	E3	E4	E5	E6	E Score	Pen.	Total	Rank by App.
7	252	ABAD Nestor	ESP		4.900	9.00	9.00	9.20	9.10	9.10	9.10	9.075		13.975	(6)
					3.700	6.60	7.10	7.10	7.00	6.90	7.60	7.025		10.725	(22)
					5.000	8.90	9.20	9.00	8.90	9.20	9.10	9.050		14.050	(2)
					6.200	9.50	9.40	9.50	9.30	9.30	9.40	9.400		15.600	(4)
					4.900	8.60	8.50	9.00	8.40	8.50	8.30	8.500		13.400	(13)
					4.900	8.50	8.60	8.30	8.00	8.20	8.00	8.250		13.150	(8)
<b>Total 80.900</b>															
7	336	MUNTEAN A.	ROU		5.300	7.50	6.80	7.30	7.40	7.00	7.40	7.275		12.575	(24)
					3.600	8.10	8.20	8.30	8.80	8.10	8.30	8.225		11.825	(17)
					5.300	9.00	8.70	8.50	8.40	8.90	9.00	8.775		14.075	(1)
					6.200	9.40	9.30	9.50	9.50	9.40	9.50	9.450		15.650	(2)
					5.200	8.30	8.50	8.40	8.80	8.50	8.40	8.450		13.650	(7)
					4.900	8.00	8.40	8.30	8.20	8.30	8.10	8.225		13.125	(9)
<b>Total 80.900</b>															
9	261	ZONA Jim	FRA		5.300	8.80	8.50	8.10	8.40	8.10	8.40	8.350		13.650	(12)
					4.300	7.50	7.20	7.90	7.30	7.70	8.00	7.600		11.900	(15)
					4.900	8.40	8.60	8.40	7.40	8.60	8.20	8.400		13.300	(8)
					5.800	9.50	9.40	9.40	9.50	9.50	9.60	9.475		15.275	(7)
					5.100	8.30	8.80	8.90	8.50	8.30	8.60	8.550		13.650	(7)
					5.000	8.10	8.10	8.10	8.20	8.10	7.80	8.100		13.100	(11)
<b>Total 80.875</b>															
10	301	EDALLI Ludovico	ITA		4.500	8.70	8.90	8.40	8.70	8.80	8.90	8.775		13.275	(20)
					4.400	8.60	8.30	8.40	8.30	8.20	8.50	8.375		12.775	(5)
					4.800	8.30	8.20	8.40	8.50	8.30	8.60	8.375		13.175	(10)
					5.400	9.30	9.40	9.30	9.30	9.10	9.40	9.325		14.725	(11)
					4.800	9.00	8.40	8.40	8.80	9.00	8.40	8.650		13.450	(11)
					4.900	8.40	8.20	8.40	8.30	8.30	8.40	8.350		13.250	(7)
<b>Total 80.650</b>															
11	262	VANACKER Mathieu	FRA		4.900	8.80	8.80	9.20	9.00	9.00	9.00	8.950		13.850	(8)
					4.300	8.20	7.90	8.10	7.60	7.20	8.40	7.950		12.250	(10)
					4.800	8.50	8.40	8.50	7.60	8.40	8.00	8.325		13.125	(11)
					6.200	9.20	9.10	9.30	9.30	9.10	9.30	9.225		15.425	(6)
					4.700	8.70	7.90	7.90	8.30	8.20	8.50	8.225		12.925	(21)
					4.700	8.30	8.20	8.20	8.00	8.20	7.80	8.150		12.850	(15)
<b>Total 80.425</b>															
12	273	JURSCH Christopher	GER		5.000	8.30	8.30	8.40	8.20	8.40	8.60	8.350		13.350	(19)
					4.600	8.30	8.30	8.10	7.90	8.00	8.60	8.175		12.775	(5)
					4.800	7.70	7.70	8.00	7.20	8.00	7.80	7.800		12.600	(18)
					5.800	8.60	8.80	9.00	8.80	9.00	8.90	8.875	0.1	14.575	(14)
					4.900	8.80	8.40	8.40	8.80	8.80	8.60	8.650		13.550	(10)
					5.100	8.50	8.80	8.40	8.40	8.50	7.60	8.450		13.550	(5)
<b>Total 80.400</b>															

INDIVIDUAL JUDGES SCORES  
JUNIORS ALL-AROUND FINAL

SAT 24 APR 2010 - 11:00

Rank	Bib	Name	NOC Code		D Score	E1	E2	E3	E4	E5	E6	E Score	Pen.	Total	Rank by App.
13	202	VARDANYAN Vahan	ARM		4.300	9.00	9.40	9.40	9.00	9.30	9.20	9.225		13.525	(15)
					4.300	8.40	8.20	8.10	8.50	8.40	8.60	8.375		12.675	(7)
					4.600	8.90	9.00	9.00	8.80	8.80	8.90	8.900		13.500	(5)
					5.400	8.50	8.90	9.30	8.80	8.70	8.70	8.775	0.1	14.075	(18)
					3.900	8.80	9.00	8.70	9.00	9.00	9.20	8.950		12.850	(22)
					4.200	8.20	8.20	8.40	8.50	8.40	8.40	8.350		12.550	(20)
<b>Total 79.175</b>															
14	216	KENIS Daan	BEL		4.900	8.70	8.70	9.20	9.00	8.70	8.70	8.775		13.675	(11)
					4.300	7.20	8.10	7.90	7.90	7.60	8.50	7.875		12.175	(11)
					4.000	8.80	8.90	8.50	9.20	9.40	8.60	8.875		12.875	(14)
					5.400	9.30	9.00	9.20	9.30	9.40	9.20	9.250		14.650	(13)
					4.600	8.20	8.50	8.30	8.20	8.40	8.60	8.350		12.950	(20)
					4.400	7.30	9.00	8.30	8.50	8.00	8.10	8.225		12.625	(17)
<b>Total 78.950</b>															
15	282	VAGNER Levente	HUN		5.100	8.70	8.00	8.40	8.70	8.40	8.50	8.500		13.600	(13)
					5.200	7.00	6.70	6.60	6.70	7.70	6.80	6.800		12.000	(14)
					4.600	8.00	8.70	8.50	8.40	8.20	8.80	8.450		13.050	(12)
					5.000	9.20	9.20	8.90	9.00	8.90	9.20	9.075		14.075	(18)
					4.800	8.90	8.70	8.50	8.80	8.70	8.90	8.775		13.575	(9)
					5.100	8.00	7.10	7.40	7.50	7.50	7.30	7.425		12.525	(21)
<b>Total 78.825</b>															
16	275	WEINERT Daniel	GER		4.400	9.00	9.00	9.00	9.10	9.00	9.00	9.000		13.400	(18)
					3.900	7.90	7.50	8.40	7.80	7.10	8.60	7.900		11.800	(18)
					4.500	8.30	8.30	8.00	8.00	7.80	8.20	8.125		12.625	(17)
					5.400	9.20	8.90	9.20	9.30	9.00	9.20	9.150		14.550	(15)
					4.400	9.00	9.10	9.00	9.10	9.10	8.50	9.050		13.450	(11)
					4.400	8.40	8.40	8.70	8.20	8.60	8.60	8.500		12.900	(14)
<b>Total 78.725</b>															
17	337	RADEANU D.	ROU		5.400	9.00	8.80	8.80	9.10	9.00	8.90	8.925		14.325	(2)
					4.600	6.90	7.70	7.80	7.80	7.50	7.90	7.700		12.300	(9)
					4.500	8.40	8.80	8.50	8.30	8.60	8.40	8.475		12.975	(13)
					5.800	8.50	8.00	8.30	8.40	8.30	8.60	8.375	0.1	14.075	(18)
					4.400	7.10	7.30	7.60	7.90	7.30	8.00	7.525		11.925	(24)
					4.900	8.30	8.00	7.90	8.40	7.90	8.10	8.075		12.975	(13)
<b>Total 78.575</b>															
18	317	SMINK Glenn	NED		5.200	8.70	8.50	8.70	8.70	8.80	8.60	8.675		13.875	(7)
					4.700	6.70	7.40	7.70	7.60	7.40	7.40	7.450		12.150	(12)
					4.100	8.20	8.10	8.50	7.60	8.50	8.10	8.225		12.325	(20)
					6.200	8.80	8.50	8.80	8.90	8.80	9.10	8.825	0.3	14.725	(11)
					4.200	8.60	8.40	8.40	9.00	8.60	9.00	8.650		12.850	(22)
					4.300	8.20	8.40	8.40	8.30	8.20	8.40	8.325		12.625	(17)
<b>Total 78.550</b>															



INDIVIDUAL JUDGES SCORES  
JUNIORS ALL-AROUND FINAL

SAT 24 APR 2010 - 11:00







Rank	Bib	Name	NOC Code		D Score	E1	E2	E3	E4	E5	E6	E Score	Pen.	Total	Rank by App.
19	201	DAVTYAN Artur	ARM		4.300	9.20	9.50	9.50	9.30	9.20	9.00	9.300		13.600	(13)
					4.500	8.50	7.80	8.70	8.20	8.50	8.30	8.375		12.875	(4)
					4.700	8.70	9.00	8.60	8.40	8.40	8.70	8.600		13.300	(8)
					3.800	8.10	8.10	8.40	8.50	8.90	8.60	8.400	0.1	12.100	(24)
					4.400	9.00	9.00	8.80	8.90	9.00	8.80	8.925		13.325	(15)
					3.900	8.80	8.80	8.80	8.60	8.30	8.60	8.700		12.600	(19)
		<b>Total 77.800</b>													
20	316	BLETTERMAN Michel	NED		4.800	8.50	8.70	8.70	8.70	8.70	8.50	8.650		13.450	(17)
					3.600	8.40	8.40	8.40	7.80	7.90	8.60	8.275		11.875	(16)
					4.300	7.50	7.80	7.80	7.20	8.30	7.80	7.725		12.025	(21)
					5.400	8.70	8.40	8.70	9.00	8.90	8.60	8.725	0.1	14.025	(21)
					4.600	8.80	8.80	8.40	8.60	8.50	8.70	8.650		13.250	(16)
					4.700	8.40	8.60	8.50	8.40	8.30	8.00	8.400		13.100	(11)
		<b>Total 77.725</b>													
21	302	DE VECCHIS Tommaso	ITA		4.600	8.90	8.80	8.90	8.70	9.00	8.90	8.875		13.475	(16)
					4.400	6.30	7.50	7.00	6.50	6.90	7.30	6.925		11.325	(21)
					3.400	8.70	8.60	8.40	8.50	8.30	8.50	8.500		11.900	(22)
					5.400	9.20	9.10	9.10	9.00	9.10	8.90	9.075		14.475	(16)
					4.200	9.00	9.10	8.50	8.90	9.00	8.50	8.850		13.050	(18)
					5.200	7.60	7.20	7.30	7.80	7.40	7.60	7.475		12.675	(16)
		<b>Total 76.900</b>													
22	277	CHATZIEFSTATHIOU G.	GRE		4.500	8.70	8.50	8.00	8.50	8.60	8.80	8.575		13.075	(22)
					4.700	7.50	6.90	6.90	6.90	6.90	7.50	7.050		11.750	(19)
					3.400	7.70	6.90	7.50	6.90	6.80	6.50	7.025		10.425	(24)
					5.400	8.30	8.10	8.20	7.80	8.00	8.20	8.125	0.3	13.225	(23)
					4.700	8.40	8.80	8.90	8.50	8.60	9.20	8.700		13.400	(13)
					4.700	7.70	7.60	8.10	8.40	7.50	7.80	7.800		12.500	(22)
		<b>Total 74.375</b>													
23	321	SKJERAHAUG Stian	NOR		4.700	8.60	8.50	8.50	8.60	8.50	8.80	8.550	0.1	13.150	(21)
					3.700	6.70	5.80	5.90	6.20	5.20	5.70	5.900		9.600	(24)
					3.800	8.00	8.30	7.90	8.20	7.80	8.00	8.025		11.825	(23)
					5.400	8.80	8.80	8.90	8.70	9.10	9.20	8.900	0.1	14.200	(17)
					4.600	8.40	8.30	8.30	8.80	8.60	8.70	8.500		13.100	(17)
					4.700	7.90	7.70	7.80	7.70	7.80	7.60	7.750		12.450	(23)
		<b>Total 74.325</b>													
24	332	MARTINS Ricardo	POR		4.600	8.40	8.60	8.50	8.20	8.30	8.50	8.425		13.025	(23)
					3.500	6.40	7.00	7.00	6.20	6.50	7.10	6.725		10.225	(23)
					4.600	7.70	8.10	8.10	7.30	7.50	8.20	7.850		12.450	(19)
					5.400	8.70	8.70	8.50	8.60	8.70	8.70	8.675	0.1	13.975	(22)
					4.400	8.50	8.60	8.70	8.60	8.60	8.60	8.600		13.000	(19)
					4.500	6.70	6.50	6.50	7.00	6.90	7.30	6.775		11.275	(24)
		<b>Total 73.950</b>													

INDIVIDUAL JUDGES SCORES  
JUNIORS ALL-AROUND FINAL

SAT 24 APR 2010 - 11:00

Rank	Bib	Name	NOC Code	D Score	E1	E2	E3	E4	E5	E6	E Score	Pen.	Total	Rank by App.
------	-----	------	-------------	------------	----	----	----	----	----	----	------------	------	-------	--------------------

**Legend:**

<b>D</b> Difficulty score	<b>App.</b> Apparatus	<b>E1 - E6</b> Panel "E" judges 1 - 6	<b>E</b> Execution score	<b>Pen</b> Penalty
 Floor	 Pommel Horse	 Rings	 Vault	 Parallel Bars
				 Horizontal Bar

INDIVIDUAL JUDGES SCORES  
JUNIORS ALL-AROUND FINAL

SAT 24 APR 2010 - 11:00



Rank	Bib	Name	NOC Code	Time	D Score	E1 HUN	E2 ESP	E3 DEN	E4 BEL	E5 CYP	E6 GER	E Score	Pen. (L / T / O)	Total
1	266	OLDHAM Sam	GBR	1:03	5.300	9.20	8.80	9.40	9.00	9.10	9.30	9.150		14.450
2	337	RADEANU D.	ROU	1:00	5.400	9.00	8.80	8.80	9.10	9.00	8.90	8.925		14.325
3	251	GONZALEZ Fabian	ESP	1:03	5.300	8.90	9.10	8.90	9.00	8.90	9.00	8.950		14.250
4	360	BRAEGGER Pablo	SUI	1:02	5.200	8.90	8.70	8.90	8.90	9.00	9.00	8.925		14.125
5	268	WHITLOCK Max	GBR	0:58	5.200	9.00	8.70	8.90	8.80	8.70	8.80	8.800		14.000
6	252	ABAD Nestor	ESP	1:00	4.900	9.00	9.00	9.20	9.10	9.10	9.10	9.075		13.975
7	317	SMINK Glenn	NED	0:54	5.200	8.70	8.50	8.70	8.70	8.80	8.60	8.675		13.875
8	262	VANACKER Mathieu	FRA	0:50	4.900	8.80	8.80	9.20	9.00	9.00	9.00	8.950		13.850
9	217	NEUTELEERS Thomas	BEL	0:53	4.900	8.60	8.60	9.10	9.00	8.90	8.80	8.825		13.725
10	358	MEIER Michael	SUI	1:03	5.000	8.70	8.60	8.30	8.70	8.80	8.80	8.700		13.700
11	216	KENIS Daan	BEL	0:56	4.900	8.70	8.70	9.20	9.00	8.70	8.70	8.775		13.675
12	261	ZONA Jim	FRA	1:05	5.300	8.80	8.50	8.10	8.40	8.10	8.40	8.350		13.650
13	201	DAVTYAN Artur	ARM	0:51	4.300	9.20	9.50	9.50	9.30	9.20	9.00	9.300		13.600
13	282	VAGNER Levente	HUN	0:56	5.100	8.70	8.00	8.40	8.70	8.40	8.50	8.500		13.600
15	202	VARDANYAN Vahan	ARM	1:07	4.300	9.00	9.40	9.40	9.00	9.30	9.20	9.225		13.525
16	302	DE VECCHIS Tommaso	ITA	0:51	4.600	8.90	8.80	8.90	8.70	9.00	8.90	8.875		13.475
17	316	BLETTERMAN Michel	NED	1:00	4.800	8.50	8.70	8.70	8.70	8.70	8.50	8.650		13.450
18	275	WEINERT Daniel	GER	1:02	4.400	9.00	9.00	9.00	9.10	9.00	9.00	9.000		13.400
19	273	JURSCH Christopher	GER	1:06	5.000	8.30	8.30	8.40	8.20	8.40	8.60	8.350		13.350
20	301	EDALLI Ludovico	ITA	1:03	4.500	8.70	8.90	8.40	8.70	8.80	8.90	8.775		13.275
21	321	SKJERAHAUG Stian	NOR	1:04	4.700	8.60	8.50	8.50	8.60	8.50	8.80	8.550	0.1 (.1 / .0 / .0)	13.150
22	277	CHATZIEFSTATHIOU G.	GRE	1:00	4.500	8.70	8.50	8.00	8.50	8.60	8.80	8.575		13.075
23	332	MARTINS Ricardo	POR	1:06	4.600	8.40	8.60	8.50	8.20	8.30	8.50	8.425		13.025
24	336	MUNTEAN A.	ROU	1:06	5.300	7.50	6.80	7.30	7.40	7.00	7.40	7.275		12.575

Legend:

D Difficulty score    E1 - E6 Execution Panel judges 1 - 6    Pen Penalty    L / T / O Penalty Line / Time / Other

 Floor


INDIVIDUAL JUDGES SCORES  
JUNIORS ALL-AROUND FINAL

SAT 24 APR 2010 - 11:00



Rank	Bib	Name	NOC Code	D Score	E1 POR	E2 IRL	E3 POL	E4 ROU	E5 HUN	E6 ITA	E Score	Pen. (L / T / O)	Total
1	268	WHITLOCK Max	GBR	5.800	8.10	8.20	8.50	8.30	8.50	8.30	8.325		14.125
2	266	OLDHAM Sam	GBR	4.800	8.70	8.50	8.80	8.30	8.80	8.80	8.700		13.500
3	251	GONZALEZ Fabian	ESP	5.100	8.40	8.30	7.90	8.40	8.80	8.00	8.275		13.375
4	201	DAVTYAN Artur	ARM	4.500	8.50	7.80	8.70	8.20	8.50	8.30	8.375		12.875
5	273	JURSCH Christopher	GER	4.600	8.30	8.30	8.10	7.90	8.00	8.60	8.175		12.775
5	301	EDALLI Ludovico	ITA	4.400	8.60	8.30	8.40	8.30	8.20	8.50	8.375		12.775
7	202	VARDANYAN Vahan	ARM	4.300	8.40	8.20	8.10	8.50	8.40	8.60	8.375		12.675
8	360	BRAEGGER Pablo	SUI	3.900	8.80	8.50	8.60	8.30	8.50	8.90	8.600		12.500
9	337	RADEANU D.	ROU	4.600	6.90	7.70	7.80	7.80	7.50	7.90	7.700		12.300
10	262	VANACKER Mathieu	FRA	4.300	8.20	7.90	8.10	7.60	7.20	8.40	7.950		12.250
11	216	KENIS Daan	BEL	4.300	7.20	8.10	7.90	7.90	7.60	8.50	7.875		12.175
12	317	SMINK Glenn	NED	4.700	6.70	7.40	7.70	7.60	7.40	7.40	7.450		12.150
13	358	MEIER Michael	SUI	4.600	7.40	8.00	7.70	7.40	7.30	7.50	7.500		12.100
14	282	VAGNER Levente	HUN	5.200	7.00	6.70	6.60	6.70	7.70	6.80	6.800		12.000
15	261	ZONA Jim	FRA	4.300	7.50	7.20	7.90	7.30	7.70	8.00	7.600		11.900
16	316	BLETTERMAN Michel	NED	3.600	8.40	8.40	8.40	7.80	7.90	8.60	8.275		11.875
17	336	MUNTEAN A.	ROU	3.600	8.10	8.20	8.30	8.80	8.10	8.30	8.225		11.825
18	275	WEINERT Daniel	GER	3.900	7.90	7.50	8.40	7.80	7.10	8.60	7.900		11.800
19	277	CHATZIEFSTATHIOU G.	GRE	4.700	7.50	6.90	6.90	6.90	6.90	7.50	7.050		11.750
20	217	NEUTELEERS Thomas	BEL	4.300	6.50	7.30	7.50	6.90	7.50	7.00	7.175		11.475
21	302	DE VECCHIS Tommaso	ITA	4.400	6.30	7.50	7.00	6.50	6.90	7.30	6.925		11.325
22	252	ABAD Nestor	ESP	3.700	6.60	7.10	7.10	7.00	6.90	7.60	7.025		10.725
23	332	MARTINS Ricardo	POR	3.500	6.40	7.00	7.00	6.20	6.50	7.10	6.725		10.225
24	321	SKJERAHAUG Stian	NOR	3.700	6.70	5.80	5.90	6.20	5.20	5.70	5.900		9.600

**Legend:**  
**D** Difficulty score      **E1 - E6** Execution Panel judges 1 - 6      **Pen** Penalty      **L / T / O** Penalty Line / Time / Other

 Pommel Horse

INDIVIDUAL JUDGES SCORES  
JUNIORS ALL-AROUND FINAL

SAT 24 APR 2010 - 11:00



Rank	Bib	Name	NOC Code	D Score	E1 SVK	E2 FRA	E3 SUI	E4 NOR	E5 BEL	E6 POL	E Score	Pen. (L / T / O)	Total
1	336	MUNTEAN A.	ROU	5.300	9.00	8.70	8.50	8.40	8.90	9.00	8.775		14.075
2	252	ABAD Nestor	ESP	5.000	8.90	9.20	9.00	8.90	9.20	9.10	9.050		14.050
3	268	WHITLOCK Max	GBR	4.700	8.90	9.20	9.10	9.00	9.10	8.80	9.025		13.725
4	266	OLDHAM Sam	GBR	5.000	8.30	8.40	8.70	8.00	8.80	8.70	8.525		13.525
5	202	VARDANYAN Vahan	ARM	4.600	8.90	9.00	9.00	8.80	8.80	8.90	8.900		13.500
5	360	BRAEGGER Pablo	SUI	4.700	8.80	8.90	8.70	8.70	8.80	8.90	8.800		13.500
7	217	NEUTELEERS Thomas	BEL	4.800	8.60	8.60	8.50	8.60	9.00	8.50	8.575		13.375
8	201	DAVTYAN Artur	ARM	4.700	8.70	9.00	8.60	8.40	8.40	8.70	8.600		13.300
8	261	ZONA Jim	FRA	4.900	8.40	8.60	8.40	7.40	8.60	8.20	8.400		13.300
10	301	EDALLI Ludovico	ITA	4.800	8.30	8.20	8.40	8.50	8.30	8.60	8.375		13.175
11	262	VANACKER Mathieu	FRA	4.800	8.50	8.40	8.50	7.60	8.40	8.00	8.325		13.125
12	282	VAGNER Levente	HUN	4.600	8.00	8.70	8.50	8.40	8.20	8.80	8.450		13.050
13	337	RADEANU D.	ROU	4.500	8.40	8.80	8.50	8.30	8.60	8.40	8.475		12.975
14	216	KENIS Daan	BEL	4.000	8.80	8.90	8.50	9.20	9.40	8.60	8.875		12.875
14	358	MEIER Michael	SUI	4.300	8.60	8.70	8.70	8.50	8.50	8.30	8.575		12.875
16	251	GONZALEZ Fabian	ESP	4.100	8.20	8.80	8.40	8.40	8.70	8.70	8.550		12.650
17	275	WEINERT Daniel	GER	4.500	8.30	8.30	8.00	8.00	7.80	8.20	8.125		12.625
18	273	JURSCH Christopher	GER	4.800	7.70	7.70	8.00	7.20	8.00	7.80	7.800		12.600
19	332	MARTINS Ricardo	POR	4.600	7.70	8.10	8.10	7.30	7.50	8.20	7.850		12.450
20	317	SMINK Glenn	NED	4.100	8.20	8.10	8.50	7.60	8.50	8.10	8.225		12.325
21	316	BLETTERMAN Michel	NED	4.300	7.50	7.80	7.80	7.20	8.30	7.80	7.725		12.025
22	302	DE VECCHIS Tommaso	ITA	3.400	8.70	8.60	8.40	8.50	8.30	8.50	8.500		11.900
23	321	SKJERAHAUG Stian	NOR	3.800	8.00	8.30	7.90	8.20	7.80	8.00	8.025		11.825
24	277	CHATZIEFSTATHIOU G.	GRE	3.400	7.70	6.90	7.50	6.90	6.80	6.50	7.025		10.425

Legend:

D Difficulty score    E1 - E6 Execution Panel judges 1 - 6    Pen Penalty    L / T / O Penalty Line / Time / Other

 Rings

INDIVIDUAL JUDGES SCORES  
JUNIORS ALL-AROUND FINAL

SAT 24 APR 2010 - 11:00



Rank	Bib	Name	NOC Code	D Score	E1 CYP	E2 ITA	E3 CZE	E4 NED	E5 FRA	E6 GBR	E Score	Pen. (L / T / O)	Total
1	358	MEIER Michael	SUI	6.200	9.50	9.50	9.50	9.50	9.70	9.40	9.500		15.700
2	336	MUNTEAN A.	ROU	6.200	9.40	9.30	9.50	9.50	9.40	9.50	9.450		15.650
3	360	BRAEGGER Pablo	SUI	6.200	9.50	9.40	9.40	9.40	9.30	9.50	9.425		15.625
4	252	ABAD Nestor	ESP	6.200	9.50	9.40	9.50	9.30	9.30	9.40	9.400		15.600
4	266	OLDHAM Sam	GBR	6.200	9.20	9.50	9.40	9.50	9.30	9.40	9.400		15.600
6	262	VANACKER Mathieu	FRA	6.200	9.20	9.10	9.30	9.30	9.10	9.30	9.225		15.425
7	261	ZONA Jim	FRA	5.800	9.50	9.40	9.40	9.50	9.50	9.60	9.475		15.275
7	268	WHITLOCK Max	GBR	5.800	9.40	9.50	9.50	9.50	9.50	9.40	9.475		15.275
9	251	GONZALEZ Fabian	ESP	6.200	8.80	8.80	9.10	9.10	9.10	9.20	9.025	0.1 (.1 / .0 / .0)	15.125
10	217	NEUTELEERS Thomas	BEL	6.200	8.70	8.80	9.00	8.90	8.80	8.70	8.800		15.000
11	301	EDALLI Ludovico	ITA	5.400	9.30	9.40	9.30	9.30	9.10	9.40	9.325		14.725
11	317	SMINK Glenn	NED	6.200	8.80	8.50	8.80	8.90	8.80	9.10	8.825	0.3 (.3 / .0 / .0)	14.725
13	216	KENIS Daan	BEL	5.400	9.30	9.00	9.20	9.30	9.40	9.20	9.250		14.650
14	273	JURSCH Christopher	GER	5.800	8.60	8.80	9.00	8.80	9.00	8.90	8.875	0.1 (.1 / .0 / .0)	14.575
15	275	WEINERT Daniel	GER	5.400	9.20	8.90	9.20	9.30	9.00	9.20	9.150		14.550
16	302	DE VECCHIS Tommaso	ITA	5.400	9.20	9.10	9.10	9.00	9.10	8.90	9.075		14.475
17	321	SKJERAHAUG Stian	NOR	5.400	8.80	8.80	8.90	8.70	9.10	9.20	8.900	0.1 (.1 / .0 / .0)	14.200
18	202	VARDANYAN Vahan	ARM	5.400	8.50	8.90	9.30	8.80	8.70	8.70	8.775	0.1 (.1 / .0 / .0)	14.075
18	282	VAGNER Levente	HUN	5.000	9.20	9.20	8.90	9.00	8.90	9.20	9.075		14.075
18	337	RADEANU D.	ROU	5.800	8.50	8.00	8.30	8.40	8.30	8.60	8.375	0.1 (.1 / .0 / .0)	14.075
21	316	BLETTERMAN Michel	NED	5.400	8.70	8.40	8.70	9.00	8.90	8.60	8.725	0.1 (.1 / .0 / .0)	14.025
22	332	MARTINS Ricardo	POR	5.400	8.70	8.70	8.50	8.60	8.70	8.70	8.675	0.1 (.1 / .0 / .0)	13.975
23	277	CHATZIEFSTATHIOU G.	GRE	5.400	8.30	8.10	8.20	7.80	8.00	8.20	8.125	0.3 (.3 / .0 / .0)	13.225
24	201	DAVTYAN Artur	ARM	3.800	8.10	8.10	8.40	8.50	8.90	8.60	8.400	0.1 (.1 / .0 / .0)	12.100

Legend:

D Difficulty score    E1 - E6 Execution Panel judges 1 - 6    Pen Penalty    L / O Penalty Line / Other

 Vault

INDIVIDUAL JUDGES SCORES  
JUNIORS ALL-AROUND FINAL

SAT 24 APR 2010 - 11:00



Rank	Bib	Name	NOC Code	D Score	E1 CRO	E2 SRB	E3 LTU	E4 SLO	E5 CZE	E6 IRL	E Score	Pen. (L / T / O)	Total
1	217	NEUTELEERS Thomas	BEL	5.200	8.70	8.70	9.00	8.20	8.40	8.60	8.600		13.800
1	268	WHITLOCK Max	GBR	5.000	8.90	8.60	8.50	8.90	8.90	8.80	8.800		13.800
1	360	BRAEGGER Pablo	SUI	4.700	8.90	9.10	9.10	9.10	9.10	9.10	9.100		13.800
4	251	GONZALEZ Fabian	ESP	4.900	8.80	8.90	8.70	8.90	8.90	9.00	8.875		13.775
5	266	OLDHAM Sam	GBR	5.000	8.80	8.60	8.50	8.70	8.70	8.70	8.675		13.675
5	358	MEIER Michael	SUI	4.700	9.00	9.10	9.00	8.90	9.00	8.90	8.975		13.675
7	261	ZONA Jim	FRA	5.100	8.30	8.80	8.90	8.50	8.30	8.60	8.550		13.650
7	336	MUNTEAN A.	ROU	5.200	8.30	8.50	8.40	8.80	8.50	8.40	8.450		13.650
9	282	VAGNER Levente	HUN	4.800	8.90	8.70	8.50	8.80	8.70	8.90	8.775		13.575
10	273	JURSCH Christopher	GER	4.900	8.80	8.40	8.40	8.80	8.80	8.60	8.650		13.550
11	275	WEINERT Daniel	GER	4.400	9.00	9.10	9.00	9.10	9.10	8.50	9.050		13.450
11	301	EDALLI Ludovico	ITA	4.800	9.00	8.40	8.40	8.80	9.00	8.40	8.650		13.450
13	252	ABAD Nestor	ESP	4.900	8.60	8.50	9.00	8.40	8.50	8.30	8.500		13.400
13	277	CHATZIEFSTATHIOU G.	GRE	4.700	8.40	8.80	8.90	8.50	8.60	9.20	8.700		13.400
15	201	DAVTYAN Artur	ARM	4.400	9.00	9.00	8.80	8.90	9.00	8.80	8.925		13.325
16	316	BLETTERMAN Michel	NED	4.600	8.80	8.80	8.40	8.60	8.50	8.70	8.650		13.250
17	321	SKJERAHAUG Stian	NOR	4.600	8.40	8.30	8.30	8.80	8.60	8.70	8.500		13.100
18	302	DE VECCHIS Tommaso	ITA	4.200	9.00	9.10	8.50	8.90	9.00	8.50	8.850		13.050
19	332	MARTINS Ricardo	POR	4.400	8.50	8.60	8.70	8.60	8.60	8.60	8.600		13.000
20	216	KENIS Daan	BEL	4.600	8.20	8.50	8.30	8.20	8.40	8.60	8.350		12.950
21	262	VANACKER Mathieu	FRA	4.700	8.70	7.90	7.90	8.30	8.20	8.50	8.225		12.925
22	202	VARDANYAN Vahan	ARM	3.900	8.80	9.00	8.70	9.00	9.00	9.20	8.950		12.850
22	317	SMINK Glenn	NED	4.200	8.60	8.40	8.40	9.00	8.60	9.00	8.650		12.850
24	337	RADEANU D.	ROU	4.400	7.10	7.30	7.60	7.90	7.30	8.00	7.525		11.925

Legend:

D Difficulty score    E1 - E6 Execution Panel judges 1 - 6    Pen Penalty    L / T / O Penalty Line / Time / Other




Parallel Bars

INDIVIDUAL JUDGES SCORES  
JUNIORS ALL-AROUND FINAL

SAT 24 APR 2010 - 11:00



Rank	Bib	Name	NOC Code	D Score	E1 AUT	E2 GBR	E3 GER	E4 GRE	E5 SUI	E6 POR	E Score	Pen. (L / T / O)	Total
1	266	OLDHAM Sam	GBR	5.100	8.80	8.80	8.80	8.60	8.70	8.60	8.725		13.825
2	251	GONZALEZ Fabian	ESP	5.600	8.50	8.00	8.00	8.20	8.10	7.70	8.075		13.675
3	217	NEUTELEERS Thomas	BEL	4.900	8.70	8.90	8.70	8.80	8.70	8.70	8.725		13.625
4	360	BRAEGGER Pablo	SUI	4.900	8.40	9.10	8.80	8.70	8.80	8.50	8.700		13.600
5	273	JURSCH Christopher	GER	5.100	8.50	8.80	8.40	8.40	8.50	7.60	8.450		13.550
6	268	WHITLOCK Max	GBR	5.000	8.50	8.50	8.70	8.00	8.20	8.20	8.350		13.350
7	301	EDALLI Ludovico	ITA	4.900	8.40	8.20	8.40	8.30	8.30	8.40	8.350		13.250
8	252	ABAD Nestor	ESP	4.900	8.50	8.60	8.30	8.00	8.20	8.00	8.250		13.150
9	336	MUNTEAN A.	ROU	4.900	8.00	8.40	8.30	8.20	8.30	8.10	8.225		13.125
9	358	MEIER Michael	SUI	4.500	8.40	8.80	8.50	8.50	8.70	8.80	8.625		13.125
11	261	ZONA Jim	FRA	5.000	8.10	8.10	8.10	8.20	8.10	7.80	8.100		13.100
11	316	BLETTERMAN Michel	NED	4.700	8.40	8.60	8.50	8.40	8.30	8.00	8.400		13.100
13	337	RADEANU D.	ROU	4.900	8.30	8.00	7.90	8.40	7.90	8.10	8.075		12.975
14	275	WEINERT Daniel	GER	4.400	8.40	8.40	8.70	8.20	8.60	8.60	8.500		12.900
15	262	VANACKER Mathieu	FRA	4.700	8.30	8.20	8.20	8.00	8.20	7.80	8.150		12.850
16	302	DE VECCHIS Tommaso	ITA	5.200	7.60	7.20	7.30	7.80	7.40	7.60	7.475		12.675
17	216	KENIS Daan	BEL	4.400	7.30	9.00	8.30	8.50	8.00	8.10	8.225		12.625
17	317	SMINK Glenn	NED	4.300	8.20	8.40	8.40	8.30	8.20	8.40	8.325		12.625
19	201	DAVTYAN Artur	ARM	3.900	8.80	8.80	8.80	8.60	8.30	8.60	8.700		12.600
20	202	VARDANYAN Vahan	ARM	4.200	8.20	8.20	8.40	8.50	8.40	8.40	8.350		12.550
21	282	VAGNER Levente	HUN	5.100	8.00	7.10	7.40	7.50	7.50	7.30	7.425		12.525
22	277	CHATZIEFSTATHIOU G.	GRE	4.700	7.70	7.60	8.10	8.40	7.50	7.80	7.800		12.500
23	321	SKJERAHAUG Stian	NOR	4.700	7.90	7.70	7.80	7.70	7.80	7.60	7.750		12.450
24	332	MARTINS Ricardo	POR	4.500	6.70	6.50	6.50	7.00	6.90	7.30	6.775		11.275

<b>Legend:</b>			
<b>D</b> Difficulty score	<b>E1 - E6</b> Execution Panel judges 1 - 6	<b>Pen</b> Penalty	<b>L / T / O</b> Penalty Line / Time / Other
	Horizontal Bar		



**MEDALLIST**  
**JUNIORS ALL-AROUND FINAL**

SAT 24 APR 2010 - 11:00

Medal	Name	NOC
GOLD	OLDHAM Sam	GBR - Great Britain
SILVER	WHITLOCK Max	GBR - Great Britain
BRONZE	BRAEGGER Pablo	SUI - Switzerland

LIST OF QUALIFIERS  
JUNIORS APPARATUS FINAL

SUN 25 APR 2010 - 9:30



Qualifying Order	Bib	Name	NOC Code	Qual. Score
1	266	OLDHAM Sam	GBR	14.450
2	220	SIEMON Volkaert	BEL	14.250
3	268	WHITLOCK Max	GBR	14.150
4	338	GROZA Andrei Ioan	ROU	14.125
5	340	KOTRONG Adelin Ladislau	ROU	14.075
6	251	GONZALEZ Fabian	ESP	14.050
7	217	NEUTELEERS Thomas	BEL	13.850
8	274	RITTSCHIK Ivan	GER	13.825
<b>Reserves</b>				
R1	356	RIZZO Marco	SUI	13.825
R2	264	PHILIPPE Mathias	FRA	13.775
R3	360	BRAEGGER Pablo	SUI	13.750

Qualifying Order	Bib	Name	NOC Code	Qual. Score
1	268	WHITLOCK Max	GBR	14.650
2	269	BAINES Frank	GBR	13.750
3	359	HEGI Oliver	SUI	13.575
4	273	JURSCH Christopher	GER	13.425
5	275	WEINERT Daniel	GER	13.350
6	201	DAVTYAN Artur	ARM	13.150
7	219	VERBAEYS Jimmy	BEL	13.100
8	263	PROST Brandon	FRA	13.025
<b>Reserves</b>				
R1	357	YUSOF Eddy	SUI	12.975
R2	321	SKJERAHAUG Stian	NOR	12.975
R3	202	VARDANYAN Vahan	ARM	12.925



Qualifying Order	Bib	Name	NOC Code	Qual. Score
1	267	BECKFORD Reiss	GBR	14.275
2	265	MICHOLET Stephen	FRA	14.250
3	252	ABAD Nestor	ESP	14.000
4	201	DAVTYAN Artur	ARM	13.975
5	255	TALLON FERNANDEZ Alberto	ESP	13.950
6	336	MUNTEAN Andrei Vasile	ROU	13.900
7	268	WHITLOCK Max	GBR	13.875
8	202	VARDANYAN Vahan	ARM	13.675
<b>Reserves</b>				
R1	217	NEUTELEERS Thomas	BEL	13.600
R2	360	BRAEGGER Pablo	SUI	13.500
R3	357	YUSOF Eddy	SUI	13.450

Qualifying Order	Bib	Name	NOC Code	Qual. Score
1	201	DAVTYAN Artur	ARM	15.537
2	252	ABAD Nestor	ESP	15.512
3	251	GONZALEZ Fabian	ESP	15.387
4	304	LODADIO Marco	ITA	15.350
5	218	THYS Tomas	BEL	15.312
6	360	BRAEGGER Pablo	SUI	15.312
7	358	MEIER Michael	SUI	15.075
8	337	RADEANU Daniel Petrica Vasile	ROU	15.075
<b>Reserves</b>				
R1	220	SIEMON Volkaert	BEL	15.025
R2	259	LAULUMAA Petrus	FIN	15.012
R3	322	ANDREASSEN Haakon	NOR	14.987



Qualifying Order	Bib	Name	NOC Code	Qual. Score
1	336	MUNTEAN Andrei Vasile	ROU	14.175
2	261	ZONA Jim	FRA	14.025
3	359	HEGI Oliver	SUI	14.000
4	267	BECKFORD Reiss	GBR	13.925
5	269	BAINES Frank	GBR	13.925
6	271	KEIL Christian Woldemar	GER	13.825
7	357	YUSOF Eddy	SUI	13.775
8	366	ARICAN Ferhat	TUR	13.750
<b>Reserves</b>				
R1	252	ABAD Nestor	ESP	13.700
R2	262	VANACKER Mathieu	FRA	13.700
R3	236	KRASIAS Dimitris	CYP	13.700

Qualifying Order	Bib	Name	NOC Code	Qual. Score
1	359	HEGI Oliver	SUI	13.875
2	251	GONZALEZ Fabian	ESP	13.875
3	266	OLDHAM Sam	GBR	13.725
4	360	BRAEGGER Pablo	SUI	13.625
5	267	BECKFORD Reiss	GBR	13.625
6	306	TVOROGAL Robert	LTU	13.500
7	236	KRASIAS Dimitris	CYP	13.450
8	261	ZONA Jim	FRA	13.425
<b>Reserves</b>				
R1	252	ABAD Nestor	ESP	13.400
R2	336	MUNTEAN Andrei Vasile	ROU	13.400
R3	273	JURSCH Christopher	GER	13.250

Legend:

Qual. Qualification

Rx Reserve



Floor



Pommel Horse



Rings



Vault



Parallel Bars



Horizontal Bar

START LIST  
JUNIORS APPARATUS FINAL

SUN 25 APR 2010 - 9:30



Bib	Name	NOC Code
338	GROZA Andrei Ioan	ROU
217	NEUTELEERS Thomas	BEL
220	SIEMON Volkaert	BEL
266	OLDHAM Sam	GBR
251	GONZALEZ Fabian	ESP
340	KOTRONG Adelin Ladislau	ROU
274	RITTSCHIK Ivan	GER
268	WHITLOCK Max	GBR



Bib	Name	NOC Code
269	BAINES Frank	GBR
263	PROST Brandon	FRA
273	JURSCH Christopher	GER
268	WHITLOCK Max	GBR
359	HEGI Oliver	SUI
219	VERBAEYS Jimmy	BEL
275	WEINERT Daniel	GER
201	DAVTYAN Artur	ARM



Bib	Name	NOC Code
201	DAVTYAN Artur	ARM
265	MICHOLET Stephen	FRA
252	ABAD Nestor	ESP
202	VARDANYAN Vahan	ARM
255	TALLON FERNANDEZ Alberto	ESP
267	BECKFORD Reiss	GBR
268	WHITLOCK Max	GBR
336	MUNTEAN Andrei Vasile	ROU



Bib	Name	NOC Code
251	GONZALEZ Fabian	ESP
360	BRAEGGER Pablo	SUI
358	MEIER Michael	SUI
337	RADEANU Daniel Petrica Vasile	ROU
201	DAVTYAN Artur	ARM
304	LODADIO Marco	ITA
252	ABAD Nestor	ESP
218	THYS Tomas	BEL



Bib	Name	NOC Code
261	ZONA Jim	FRA
267	BECKFORD Reiss	GBR
269	BAINES Frank	GBR
271	KEIL Christian Woldemar	GER
366	ARICAN Ferhat	TUR
336	MUNTEAN Andrei Vasile	ROU
359	HEGI Oliver	SUI
357	YUSOF Eddy	SUI



Bib	Name	NOC Code
306	TVOROGAL Robert	LTU
360	BRAEGGER Pablo	SUI
359	HEGI Oliver	SUI
251	GONZALEZ Fabian	ESP
261	ZONA Jim	FRA
267	BECKFORD Reiss	GBR
266	OLDHAM Sam	GBR
236	KRASIAS Dimitris	CYP

Legend:



JUDGES ASSIGNMENT  
JUNIORS APPARATUS FINAL

REVISED

SUN 25 APR 2010 - 9:30

Superior Jury

MARZOLLA Gianfranco  
APOLZAN Mircea Dumitru  
THINGVOLD Tom  
GRECU Danut  
MACCHIA Alain  
TOMBS Andrew  
BERCZI Istvan  
WISCHNIA Jacob  
ALBRECHT Holger

UEG President  
UEG Member  
UEG Member  
UEG Floor Supervisor  
UEG Pommel Horse Supervisor  
UEG Rings Supervisor  
UEG Vault Supervisor  
UEG Parallel Bars Supervisor  
UEG Horizontal Bar Supervisor



Function	Name	NOC Code
D1	LAZZARICH Diego	UEG
D2	VUKOJA Mario	CRO
E1	EGERMANN Dieter	AUT
E2	JENSEN Borre	NOR
E3	ALIYEV Rza	AZE
E4	ANGONAS Dimitrios	CYP
E5	KELEMEN Zoltan	HUN
E6	BLANQUINO Jean François	FRA
Timer 1	DEJANOVIC Dejan	SRB
Line 1	SURPIKAS Viktoras	LTU
Line 2	PETERSEN Ralf	DEN



Function	Name	NOC Code
D1	REIMERING Vincent	UEG
D2	MAY James	GBR
E1	DE KOSTER René	NED
E2	SOSNIN Valerij	LTU
E3	CATEAN Eugen Dumitru	ROU
E4	DIAZ LOZA Roberto Javier	ESP
E5	WRONSKI Mariusz	POL
E6	KOCIAN Vilem	CZE



Function	Name	NOC Code
D1	SOUSA Alvaro	UEG
D2	POP Augustin	ROU
E1	BOVET Laurent	SUI
E2	RUPCIK Lubos	SVK
E3	BRANDTOFT Erik	DEN
E4	GONCALVES PIMENTA G.	POR
E5	METZ Helmut	GER
E6	VAN OORT Robert	NED



Function	Name	NOC Code
D1	FEDARAU Andrey	UEG
D2	KODRIC Severin	SLO
E1	BREWER Ross	GBR
E2	BAGUELIN Xavier	FRA
E3	MILUTINOVIC Robert	SRB
E4	BANOUSIS Athanasios	GRE
E5	DURGUNOGLU Mehmet Sevket	TUR
E6	FETZER Joerg	GER
Line 1	HAMZA Istvan	HUN



Function	Name	NOC Code
D1	TOTH Josef	UEG
D2	PROVIAS Nikolaos	GRE
E1	SOLAR Nenad	CRO
E2	INNOCENTI Giovanni	ITA
E3	VAN BAELEN Stefan	BEL
E4	URBANEK Jiri	CZE
E5	KOUSIOU Andreas	CYP
E6	MURRAY Colm	IRL
Timer 1	ROCHA Joao	POR



Function	Name	NOC Code
D1	MITCKEVICHS Arturs	UEG
D2	SKIRKANIC Rastislav	SVK
E1	OZER ADEM	TUR
E2	HODZIC LEDERER Enes	SLO
E3	WILINSKI Mariusz	POL
E4	DONOGHUE Denis	IRL
E5	TRAVERSO Fulvio	ITA
E6	FURNELLE Jean Marie	BEL

Legend:

**Dx** Panel Difficulty judges

**Ex** Panel Execution judges



Floor



Pommel Horse



Rings



Vault



Parallel Bars



Horizontal Bar

**RESULTS**  
**JUNIORS APPARATUS FINAL**

SUN 25 APR 2010 - 9:30



Rank	Bib	Name	NOC Code	D Score	E Score	Pen	Total
1	268	WHITLOCK Max	GBR	5.200	8.975		14.175
2	220	SIEMON Volkaert	BEL	5.300	8.825		14.125
2	340	KOTRONG A.	ROU	5.400	8.725		14.125
4	251	GONZALEZ Fabian	ESP	5.300	8.650		13.950
5	217	NEUTELEERS Thomas	BEL	5.100	8.675		13.775
5	274	RITTSCHIK Ivan	GER	5.000	8.875	0.1	13.775
7	266	OLDHAM Sam	GBR	5.300	8.850	0.5	13.650
8	338	GROZA Andrei Ioan	ROU	5.100	8.650	0.2	13.550

**Legend:**

**D** Panel Difficulty judges      **E** Panel Execution judges      **Pen** Penalty



Floor

**RESULTS**  
**JUNIORS APPARATUS FINAL**

SUN 25 APR 2010 - 9:30



Rank	Bib	Name	NOC Code	D Score	E Score	Pen	Total
1	268	WHITLOCK Max	GBR	5.800	8.600		14.400
2	359	HEGI Oliver	SUI	5.000	8.475		13.475
3	275	WEINERT Daniel	GER	4.800	8.400		13.200
3	201	DAVTYAN Artur	ARM	4.500	8.700		13.200
5	219	VERBAEYS Jimmy	BEL	4.700	8.425		13.125
6	263	PROST Brandon	FRA	4.800	8.175		12.975
7	269	BAINES Frank	GBR	4.700	7.450		12.150
8	273	JURSCH Christopher	GER	3.700	8.100		11.800

**Legend:**

**D** Panel Difficulty judges      **E** Panel Execution judges      **Pen** Penalty



Pommel Horse

**RESULTS**  
**JUNIORS APPARATUS FINAL**

SUN 25 APR 2010 - 10:20



Rank	Bib	Name	NOC Code	D Score	E Score	Pen	Total
1	252	ABAD Nestor	ESP	5.000	9.250		14.250
2	265	MICHOLET Stephen	FRA	5.300	8.850		14.150
3	267	BECKFORD Reiss	GBR	5.100	9.025		14.125
4	336	MUNTEAN A.	ROU	5.200	8.750		13.950
5	255	TALLON FERNANDEZ A.	ESP	4.800	9.125		13.925
6	268	WHITLOCK Max	GBR	4.700	9.150		13.850
7	201	DAVTYAN Artur	ARM	4.700	9.125		13.825
8	202	VARDANYAN Vahan	ARM	4.600	9.150		13.750

**Legend:**

**D** Panel Difficulty judges      **E** Panel Execution judges      **Pen** Penalty



Rings

RESULTS  
JUNIORS APPARATUS FINAL

SUN 25 APR 2010 - 10:20



Rank	Bib	Name	NOC Code	Vault	D Score	E Score	Pen	Vault	Total
1	201	DAVTYAN Artur	ARM	1	6.200	9.250		15.450	<b>15.462</b>
				2	6.200	9.275		15.475	
2	251	GONZALEZ Fabian	ESP	1	6.200	9.425		15.625	<b>15.350</b>
				2	5.800	9.275		15.075	
3	304	LODADIO Marco	ITA	1	6.600	9.350		15.950	<b>15.275</b>
				2	5.400	9.200		14.600	
4	358	MEIER Michael	SUI	1	6.200	9.125		15.325	<b>15.262</b>
				2	6.200	9.000		15.200	
5	252	ABAD Nestor	ESP	1	6.200	9.025		15.225	<b>15.187</b>
				2	6.200	9.250	0.3	15.150	
6	337	RADEANU D.	ROU	1	6.200	8.625		14.825	<b>15.075</b>
				2	6.200	9.125		15.325	
7	360	BRAEGGER Pablo	SUI	1	6.200	9.125		15.325	<b>15.000</b>
				2	5.800	8.875		14.675	
8	218	THYS Tomas	BEL	1	6.200	8.875	0.3	14.775	<b>14.800</b>
				2	5.800	9.025		14.825	

Legend:

D Panel Difficulty judges      E Panel Execution judges      Pen Penalty

 Vault



**RESULTS**  
**JUNIORS APPARATUS FINAL**

SUN 25 APR 2010 - 11:20



Rank	Bib	Name	NOC Code	D Score	E Score	Pen	Total
1	336	MUNTEAN A.	ROU	5.200	8.600		13.800
2	359	HEGI Oliver	SUI	5.100	8.650		13.750
3	357	YUSOF Eddy	SUI	4.700	8.775		13.475
4	269	BAINES Frank	GBR	4.900	8.550		13.450
5	271	KEIL C.	GER	4.600	8.800		13.400
6	366	ARICAN Ferhat	TUR	5.100	8.275		13.375
7	267	BECKFORD Reiss	GBR	4.600	8.550		13.150
8	261	ZONA Jim	FRA	4.900	7.775		12.675

**Legend:**

**D** Panel Difficulty judges      **E** Panel Execution judges      **Pen** Penalty



Parallel Bars

**RESULTS**  
**JUNIORS APPARATUS FINAL**

SUN 25 APR 2010 - 11:20



Rank	Bib	Name	NOC Code	D Score	E Score	Pen	Total
1	266	OLDHAM Sam	GBR	5.100	8.725		13.825
2	359	HEGI Oliver	SUI	4.800	8.950		13.750
3	251	GONZALEZ Fabian	ESP	5.600	8.050		13.650
3	267	BECKFORD Reiss	GBR	5.100	8.550		13.650
5	236	KRASIAS Dimitris	CYP	5.100	8.400		13.500
6	261	ZONA Jim	FRA	5.000	7.725		12.725
7	360	BRAEGGER Pablo	SUI	4.700	7.900		12.600
8	306	TVOROGAL Robert	LTU	4.700	7.800		12.500

**Legend:**

**D** Panel Difficulty judges      **E** Panel Execution judges      **Pen** Penalty



Horizontal Bar

RESULTS  
JUNIORS APPARATUS FINAL

SUN 25 APR 2010 - 9:30



Rank	Bib	Name	NOC Code	Total
1	268	WHITLOCK Max	GBR	14.175
2	220	SIEMON Volkaert	BEL	14.125
2	340	KOTRONG A.	ROU	14.125
4	251	GONZALEZ Fabian	ESP	13.950
5	217	NEUTELEERS Thomas	BEL	13.775
5	274	RITTSCHIK Ivan	GER	13.775
7	266	OLDHAM Sam	GBR	13.650
8	338	GROZA Andrei Ioan	ROU	13.550



Rank	Bib	Name	NOC Code	Total
1	268	WHITLOCK Max	GBR	14.400
2	359	HEGI Oliver	SUI	13.475
3	275	WEINERT Daniel	GER	13.200
3	201	DAVTYAN Artur	ARM	13.200
5	219	VERBAEYS Jimmy	BEL	13.125
6	263	PROST Brandon	FRA	12.975
7	269	BAINES Frank	GBR	12.150
8	273	JURSCH Christopher	GER	11.800



Rank	Bib	Name	NOC Code	Total
1	252	ABAD Nestor	ESP	14.250
2	265	MICHOLET Stephen	FRA	14.150
3	267	BECKFORD Reiss	GBR	14.125
4	336	MUNTEAN A.	ROU	13.950
5	255	TALLON FERNANDEZ A.	ESP	13.925
6	268	WHITLOCK Max	GBR	13.850
7	201	DAVTYAN Artur	ARM	13.825
8	202	VARDANYAN Vahan	ARM	13.750



Rank	Bib	Name	NOC Code	Vault 1	Vault 2	Total
1	201	DAVTYAN Artur	ARM	15.450	15.475	15.462
2	251	GONZALEZ Fabian	ESP	15.625	15.075	15.350
3	304	LODADIO Marco	ITA	15.950	14.600	15.275
4	358	MEIER Michael	SUI	15.325	15.200	15.262
5	252	ABAD Nestor	ESP	15.225	15.150	15.187
6	337	RADEANU D.	ROU	14.825	15.325	15.075
7	360	BRAEGGER Pablo	SUI	15.325	14.675	15.000
8	218	THYS Tomas	BEL	14.775	14.825	14.800



Rank	Bib	Name	NOC Code	Total
1	336	MUNTEAN A.	ROU	13.800
2	359	HEGI Oliver	SUI	13.750
3	357	YUSOF Eddy	SUI	13.475
4	269	BAINES Frank	GBR	13.450
5	271	KEIL C.	GER	13.400
6	366	ARICAN Ferhat	TUR	13.375
7	267	BECKFORD Reiss	GBR	13.150
8	261	ZONA Jim	FRA	12.675



Rank	Bib	Name	NOC Code	Total
1	266	OLDHAM Sam	GBR	13.825
2	359	HEGI Oliver	SUI	13.750
3	251	GONZALEZ Fabian	ESP	13.650
3	267	BECKFORD Reiss	GBR	13.650
5	236	KRASIAS Dimitris	CYP	13.500
6	261	ZONA Jim	FRA	12.725
7	360	BRAEGGER Pablo	SUI	12.600
8	306	TVOROGAL Robert	LTU	12.500

Legend:


Floor	Pommel Horse	Rings	Vault	Parallel Bars	Horizontal Bar
-------	--------------	-------	-------	---------------	----------------

INDIVIDUAL JUDGES SCORES  
JUNIORS APPARATUS FINAL

SUN 25 APR 2010 - 9:30



Rank	Bib	Name	NOC Code	Time	D Score	E1 AUT	E2 NOR	E3 AZE	E4 CYP	E5 HUN	E6 FRA	E Score	Pen. (L / T / O)	Total
1	268	WHITLOCK Max	GBR	1:00	5.200	9.10	8.80	9.00	9.10	8.80	9.00	8.975		14.175
2	220	SIEMON Volkaert	BEL	0:57	5.300	8.80	8.40	8.70	8.90	8.90	9.00	8.825		14.125
2	340	KOTRONG A.	ROU	0:57	5.400	8.40	8.30	8.60	9.00	8.90	9.00	8.725		14.125
4	251	GONZALEZ Fabian	ESP	1:04	5.300	8.70	8.40	8.80	8.50	8.70	8.70	8.650		13.950
5	217	NEUTELEERS Thomas	BEL	1:02	5.100	8.70	8.60	8.80	8.60	8.80	8.40	8.675		13.775
5	274	RITTSCHIK Ivan	GER	0:57	5.000	9.00	8.90	8.70	8.90	8.80	8.90	8.875	0.1 (.1 / .0 / .0)	13.775
7	266	OLDHAM Sam	GBR	0:57	5.300	8.90	8.70	9.00	8.80	8.90	8.80	8.850	0.5 (.5 / .0 / .0)	13.650
8	338	GROZA Andrei Ioan	ROU	1:01	5.100	8.40	8.50	8.70	8.70	8.70	8.70	8.650	0.2 (.2 / .0 / .0)	13.550


<b>Legend:</b>	<b>D</b> Difficulty score	<b>E1 - E6</b> Execution Panel judges 1 - 6	<b>Pen</b> Penalty	<b>L / T / O</b> Penalty Line / Time / Other
	Floor			

INDIVIDUAL JUDGES SCORES  
JUNIORS APPARATUS FINAL

SUN 25 APR 2010 - 9:30



Rank	Bib	Name	NOC Code	D Score	E1 NED	E2 LTU	E3 ROU	E4 ESP	E5 POL	E6 CZE	E Score	Pen. (L / T / O)	Total
1	268	WHITLOCK Max	GBR	5.800	8.70	8.90	8.50	8.40	8.60	8.60	8.600		14.400
2	359	HEGI Oliver	SUI	5.000	8.80	8.40	8.40	8.30	8.60	8.50	8.475		13.475
3	275	WEINERT Daniel	GER	4.800	8.60	8.30	8.30	8.40	8.30	8.60	8.400		13.200
3	201	DAVTYAN Artur	ARM	4.500	8.70	8.70	8.50	8.60	8.80	8.80	8.700		13.200
5	219	VERBAEYS Jimmy	BEL	4.700	8.40	8.40	8.00	8.50	8.50	8.40	8.425		13.125
6	263	PROST Brandon	FRA	4.800	8.50	8.40	7.90	8.20	8.00	8.10	8.175		12.975
7	269	BAINES Frank	GBR	4.700	7.40	7.90	7.20	7.10	7.70	7.50	7.450		12.150
8	273	JURSCH Christopher	GER	3.700	8.10	8.30	7.80	7.60	8.20	8.60	8.100		11.800


<b>Legend:</b>			
<b>D</b> Difficulty score	<b>E1 - E6</b> Execution Panel judges 1 - 6	<b>Pen</b> Penalty	<b>L / T / O</b> Penalty Line / Time / Other
	Pommel Horse		

INDIVIDUAL JUDGES SCORES  
JUNIORS APPARATUS FINAL

SUN 25 APR 2010 - 10:20



Rank	Bib	Name	NOC Code	D Score	E1 SUI	E2 SVK	E3 DEN	E4 POR	E5 GER	E6 NED	E Score	Pen. (L / T / O)	Total
1	252	ABAD Nestor	ESP	5.000	9.20	8.90	9.40	9.20	9.20	9.40	9.250		14.250
2	265	MICHOLET Stephen	FRA	5.300	9.00	8.70	8.40	9.50	8.90	8.80	8.850		14.150
3	267	BECKFORD Reiss	GBR	5.100	8.80	9.20	8.90	9.00	9.20	9.00	9.025		14.125
4	336	MUNTEAN A.	ROU	5.200	8.70	8.80	8.70	8.80	8.80	8.60	8.750		13.950
5	255	TALLON FERNANDEZ A.	ESP	4.800	9.10	9.00	9.20	9.20	9.10	9.10	9.125		13.925
6	268	WHITLOCK Max	GBR	4.700	9.10	9.30	9.30	9.20	9.00	9.00	9.150		13.850
7	201	DAVTYAN Artur	ARM	4.700	9.00	9.10	9.10	9.30	9.10	9.20	9.125		13.825
8	202	VARDANYAN Vahan	ARM	4.600	9.10	9.30	9.40	8.90	9.00	9.20	9.150		13.750

<b>Legend:</b>			
<b>D</b> Difficulty score	<b>E1 - E6</b> Execution Panel judges 1 - 6	<b>Pen</b> Penalty	<b>L / T / O</b> Penalty Line / Time / Other
 Rings			

INDIVIDUAL JUDGES SCORES  
JUNIORS APPARATUS FINAL

SUN 25 APR 2010 - 10:20



Rank	Bib	Name	NOC Code	V	D Score	E1 GBR	E2 FRA	E3 SRB	E4 GRE	E5 TUR	E6 GER	E Score	Pen. (L / O)	Vault	Pen. 2 Vaults	Total
1	201	DAVTYAN Artur	ARM	1	6.200	9.30	9.30	9.20	9.20	9.20	9.30	9.250		15.450		15.462
				2	6.200	9.40	9.40	9.40	9.10	9.10	9.20	9.275		15.475		
2	251	GONZALEZ Fabian	ESP	1	6.200	9.50	9.50	9.20	9.30	9.70	9.40	9.425		15.625		15.350
				2	5.800	9.20	9.30	9.40	9.30	9.20	9.30	9.275		15.075		
3	304	LODADIO Marco	ITA	1	6.600	9.10	9.40	9.30	9.50	9.30	9.40	9.350		15.950		15.275
				2	5.400	9.20	9.30	9.20	9.20	8.90	9.20	9.200		14.600		
4	358	MEIER Michael	SUI	1	6.200	9.40	9.30	9.10	9.00	8.80	9.10	9.125		15.325		15.262
				2	6.200	9.10	9.00	8.70	9.20	8.90	9.00	9.000		15.200		
5	252	ABAD Nestor	ESP	1	6.200	9.10	9.40	9.20	8.90	8.90	8.90	9.025		15.225		15.187
				2	6.200	9.30	9.20	9.30	9.30	9.20	9.00	9.250	0.3 (.3 / .0)	15.150		
6	337	RADEANU D.	ROU	1	6.200	8.50	8.70	8.60	8.80	8.40	8.70	8.625		14.825		15.075
				2	6.200	9.10	8.90	9.10	9.10	9.20	9.20	9.125		15.325		
7	360	BRAEGGER Pablo	SUI	1	6.200	9.10	9.10	9.10	9.10	9.20	9.30	9.125		15.325		15.000
				2	5.800	8.80	9.30	8.80	8.80	8.90	9.00	8.875		14.675		
8	218	THYS Tomas	BEL	1	6.200	8.80	9.10	8.70	9.10	8.70	8.90	8.875	0.3 (.3 / .0)	14.775		14.800
				2	5.800	9.00	9.30	9.00	9.00	9.10	9.00	9.025		14.825		


<b>Legend:</b>	<b>V</b> Vault number	<b>D</b> Difficulty score	<b>E1 - E6</b> Execution Panel judges 1 - 6	<b>Pen</b> Penalty	<b>L / O</b> Penalty Line / Other
	Vault				

INDIVIDUAL JUDGES SCORES  
JUNIORS APPARATUS FINAL

SUN 25 APR 2010 - 11:20



Rank	Bib	Name	NOC Code	D Score	E1 CRO	E2 ITA	E3 BEL	E4 CZE	E5 CYP	E6 IRL	E Score	Pen. (L / T / O)	Total
1	336	MUNTEAN A.	ROU	5.200	8.60	8.70	8.80	8.50	8.60	8.40	8.600		13.800
2	359	HEGI Oliver	SUI	5.100	8.60	8.50	8.90	8.70	8.60	8.70	8.650		13.750
3	357	YUSOF Eddy	SUI	4.700	8.80	8.70	8.90	8.80	8.60	8.80	8.775		13.475
4	269	BAINES Frank	GBR	4.900	8.70	8.00	8.80	8.60	8.30	8.60	8.550		13.450
5	271	KEIL C.	GER	4.600	9.00	8.70	8.70	9.00	8.50	8.80	8.800		13.400
6	366	ARICAN Ferhat	TUR	5.100	8.00	8.30	8.20	8.30	8.30	8.30	8.275		13.375
7	267	BECKFORD Reiss	GBR	4.600	8.70	8.00	8.40	8.50	8.60	8.80	8.550		13.150
8	261	ZONA Jim	FRA	4.900	7.90	7.20	7.90	7.80	7.50	7.90	7.775		12.675

<b>Legend:</b>	<b>D</b> Difficulty score	<b>E1 - E6</b> Execution Panel judges 1 - 6	<b>Pen</b> Penalty	<b>L / T / O</b> Penalty Line / Time / Other
	Parallel Bars			




INDIVIDUAL JUDGES SCORES  
JUNIORS APPARATUS FINAL

SUN 25 APR 2010 - 11:20



Rank	Bib	Name	NOC Code	D Score	E1 TUR	E2 SLO	E3 POL	E4 IRL	E5 ITA	E6 BEL	E Score	Pen. (L / T / O)	Total
1	266	OLDHAM Sam	GBR	5.100	8.70	8.70	8.60	8.80	8.90	8.70	8.725		13.825
2	359	HEGI Oliver	SUI	4.800	9.00	8.60	8.80	9.10	9.00	9.00	8.950		13.750
3	251	GONZALEZ Fabian	ESP	5.600	8.30	7.90	7.70	8.00	8.00	8.50	8.050		13.650
3	267	BECKFORD Reiss	GBR	5.100	8.60	8.50	8.40	8.50	8.60	8.60	8.550		13.650
5	236	KRASIAS Dimitris	CYP	5.100	8.10	8.40	8.30	8.50	8.60	8.40	8.400		13.500
6	261	ZONA Jim	FRA	5.000	8.20	6.80	7.90	7.50	7.70	7.80	7.725		12.725
7	360	BRAEGGER Pablo	SUI	4.700	8.00	8.00	7.80	7.80	8.10	7.80	7.900		12.600
8	306	TVOROGAL Robert	LTU	4.700	7.80	7.60	7.70	8.20	7.80	7.90	7.800		12.500

<b>Legend:</b>			
<b>D</b> Difficulty score	<b>E1 - E6</b> Execution Panel judges 1 - 6	<b>Pen</b> Penalty	<b>L / T / O</b> Penalty Line / Time / Other
	Horizontal Bar		

FLOOR MEDALLIST  
JUNIORS APPARATUS FINAL

SUN 25 APR 2010 - 9:30

Medal	Name	NOC
GOLD	WHITLOCK Max	GBR - Great Britain
SILVER	SIEMON Volkaert	BEL - Belgium
	KOTRONG Adelin Ladislau	ROU - Romania

POMMEL HORSE MEDALLIST  
JUNIORS APPARATUS FINAL

SUN 25 APR 2010 - 9:30

Medal	Name	NOC
GOLD	WHITLOCK Max	GBR - Great Britain
SILVER	HEGI Oliver	SUI - Switzerland
BRONZE	WEINERT Daniel	GER - Germany
	DAVTYAN Artur	ARM - Armenia

RINGS MEDALLIST  
JUNIORS APPARATUS FINAL

SUN 25 APR 2010 - 10:20

Medal	Name	NOC
GOLD	ABAD Nestor	ESP - Spain
SILVER	MICHOLET Stephen	FRA - France
BRONZE	BECKFORD Reiss	GBR - Great Britain

**VAULT MEDALLIST**  
**JUNIORS APPARATUS FINAL**

SUN 25 APR 2010 - 10:20

Medal	Name	NOC
GOLD	DAVTYAN Artur	ARM - Armenia
SILVER	GONZALEZ Fabian	ESP - Spain
BRONZE	LODADIO Marco	ITA - Italy

PARALLEL BARS MEDALLIST  
JUNIORS APPARATUS FINAL

SUN 25 APR 2010 - 11:20

Medal	Name	NOC
GOLD	MUNTEAN Andrei Vasile	ROU - Romania
SILVER	HEGI Oliver	SUI - Switzerland
BRONZE	YUSOF Eddy	SUI - Switzerland





HORIZONTAL BAR MEDALLIST  
JUNIORS APPARATUS FINAL

SUN 25 APR 2010 - 11:20

Medal	Name	NOC
GOLD	OLDHAM Sam	GBR - Great Britain
SILVER	HEGI Oliver	SUI - Switzerland
BRONZE	GONZALEZ Fabian	ESP - Spain
	BECKFORD Reiss	GBR - Great Britain

RESULTS  
YOG QUALIFICATION







THU 22 APR 2010 - 10:00

Rank	Bib	Name	NOC Code							Total
1	266	OLDHAM Sam	GBR	14.450	13.700	13.700	<u>15.100</u>	13.525	13.725	<b>84.200</b>
2	268	WHITLOCK Max	GBR	14.150	14.650	13.875	<u>15.100</u>	13.775	12.600	<b>84.150</b>
3	336	MUNTEAN A.	ROU	13.950	12.900	13.900	15.425	<u>14.175</u>	13.400	<b>83.750</b>
4	252	ABAD Nestor	ESP	13.350	<u>12.075</u>	14.000	15.600	13.700	13.400	<b>82.125</b>
5	357	YUSOF Eddy	SUI	13.675	12.975	13.450	14.625	13.775	12.475	<b>80.975</b>
6	301	EDALLI Ludovico	ITA	13.475	12.600	13.275	14.625	13.325	<u>13.125</u>	<b>80.425</b>
7	202	VARDANYAN Vahan	ARM	13.350	<u>12.925</u>	13.675	14.350	12.925	13.050	<b>80.275</b>
8	275	WEINERT Daniel	GER	13.275	13.350	12.700	14.500	<u>13.550</u>	12.775	<b>80.150</b>
9	217	NEUTELEERS Thomas	BEL	13.850	11.150	13.600	<u>15.200</u>	13.500	12.775	<b>80.075</b>
10	282	VAGNER Levente	HUN	<u>13.350</u>	12.850	13.425	14.150	13.100	12.925	<b>79.800</b>
11	216	KENIS Daan	BEL	13.800	12.500	12.800	<u>14.625</u>	13.125	12.850	<b>79.700</b>
12	263	PROST Brandon	FRA	13.500	13.025	12.450	15.050	13.275	<u>12.125</u>	<b>79.425</b>
13	337	RADEANU D.	ROU	13.150	11.950	12.750	15.050	<u>12.575</u>	13.175	<b>78.650</b>
14	359	HEGI Oliver	SUI	11.775	13.575	11.900	11.900	14.000	13.875	<b>77.025</b>
15	326	BORKOWSKI Lukasz	POL	13.025	11.850	<u>12.725</u>	14.650	11.900	12.825	<b>76.975</b>
16	219	VERBAEYS Jimmy	BEL	12.800	13.100	9.925	<u>14.675</u>	13.150	13.225	<b>76.875</b>
17	276	ILIOPOULOS Nikolaos	GRE	13.575	11.400	12.100	14.325	13.225	<u>11.500</u>	<b>76.125</b>
18	283	TOTH Levente	HUN	<u>13.450</u>	10.850	11.750	14.400	13.050	12.575	<b>76.075</b>
19	366	ARICAN Ferhat	TUR	12.850	10.750	12.400	<u>15.425</u>	13.750	10.625	<b>75.800</b>
20	318	KOSZTKA Karl	NED	13.225	<u>11.200</u>	12.625	14.450	11.675	12.475	<b>75.650</b>
21	237	KRASIAS Michalis	CYP	13.175	11.750	11.600	14.325	<u>12.325</u>	12.050	<b>75.225</b>
22	306	TVOROGAL Robert	LTU	12.025	<u>11.150</u>	11.650	14.250	12.575	13.500	<b>75.150</b>
23	320	LOVDAHL Conor	NED	12.750	<u>10.700</u>	12.100	14.375	12.350	12.700	<b>74.975</b>
24	231	BOROSA Filip	CRO	13.250	12.375	11.375	13.900	<u>12.550</u>	11.450	<b>74.900</b>
25	278	KONSTANTINIDIS C.	GRE	12.825	11.075	13.050	14.675	12.575	<u>10.650</u>	<b>74.850</b>
26	325	PLANKE Lars Joyce	NOR	13.025	10.950	<u>12.550</u>	13.700	12.350	11.850	<b>74.425</b>
27	208	FUSSENEGGER Michael	AUT	13.300	10.950	10.875	14.300	12.875	12.075	<b>74.375</b>
28	280	KOULIS M.	GRE	12.650	10.050	12.025	13.700	13.325	<u>11.400</u>	<b>73.150</b>
29	209	KRANZLMUELLER S.	AUT	12.650	11.675	11.375	13.525	12.325	11.575	<b>73.125</b>
30	347	ZUNKO Zan	SLO	13.025	<u>10.425</u>	10.775	14.450	12.775	11.375	<b>72.825</b>
31	281	MAKRA Laszlo	HUN	<u>13.175</u>	10.250	11.450	12.725	12.625	12.450	<b>72.675</b>
32	286	O'CONNOR Christopher	IRL	<u>12.800</u>	10.375	12.375	13.650	12.400	11.025	<b>72.625</b>
33	240	PAPAEVRIPIDOU Xenios	CYP	12.325	10.950	10.450	14.100	<u>12.475</u>	12.300	<b>72.600</b>
34	249	RYDBERG Kasper	DEN	12.925	10.200	11.550	13.575	12.475	<u>11.825</u>	<b>72.550</b>
35	346	PECAN Matic	SLO	13.225	<u>9.400</u>	11.625	13.675	12.725	11.800	<b>72.450</b>
36	284	SELMECZI Bank	HUN	<u>12.700</u>	10.425	12.100	13.750	12.925	10.525	<b>72.425</b>
37	207	FRICK Juergen	AUT	13.650	10.000	11.825	14.125	12.525	10.075	<b>72.200</b>
38	264	PHILIPPE Mathias	FRA	13.775	5.875	13.325	14.650	13.200	<u>11.150</u>	<b>71.975</b>
39	242	PECKA Stepan	CZE	12.050	9.600	12.375	13.400	11.675	<u>12.450</u>	<b>71.550</b>
40	324	ULVEN Peder	NOR	12.650	8.800	<u>11.350</u>	13.825	12.975	11.875	<b>71.475</b>
41	363	VARGOVSKY Ivan	SVK	12.725	11.675	11.800	14.625	<u>11.525</u>	9.100	<b>71.450</b>
42	206	BAUER Alwin	AUT	12.250	10.200	11.050	13.650	12.800	11.475	<b>71.425</b>
43	241	RADOVSNICKY Daniel	CZE	11.775	9.850	10.975	13.325	12.850	<u>11.900</u>	<b>70.675</b>
44	350	RAUTER Tine	SLO	12.725	<u>10.725</u>	10.850	14.425	12.425	9.275	<b>70.425</b>
45	364	KISS Michal	SVK	12.800	10.775	9.850	13.025	<u>12.500</u>	10.750	<b>69.700</b>
46	271	KEIL C.	GER	13.175	12.725	1.825	14.775	<u>13.825</u>	12.875	<b>69.200</b>
47	246	FRANSEN Marcus	DEN	12.675	9.100	10.850	13.500	12.150	<u>10.500</u>	<b>68.775</b>
48	248	JOHANSEN Mathias	DEN	12.600	9.275	10.000	13.750	12.425	<u>10.625</u>	<b>68.675</b>



RESULTS  
YOG QUALIFICATION

THU 22 APR 2010 - 10:00


Rank	Bib	Name	NOC Code							Total
49	355	DEJANOVIC Bojan	SRB	12.525	10.025	9.325	<u>13.625</u>	12.075	10.525	68.100
50	250	RIDDER Lukas	DEN	12.475	10.475	10.125	13.475	12.200	<u>9.350</u>	68.100
51	244	PAZDERA Martin	CZE	12.200	10.950	10.225	11.225	12.275	<u>10.800</u>	67.675
52	258	PAIVANEN Jimi	FIN	<u>12.350</u>	5.325	11.550	13.775	11.850	11.900	66.750
53	323	ANDERSEN K.	NOR	13.375	9.875	<u>5.600</u>	14.500	12.600	10.525	66.475
54	243	KARDOS David	CZE	12.550	10.275	5.575	13.500	12.475	<u>11.450</u>	65.825
55	257	HOLOPAINEN Kasper	FIN	<u>12.675</u>	3.525	10.500	14.350	12.200	11.800	65.050
56	367	ARABACIOGLU Emre	TUR	12.400	7.625	8.900	<u>13.450</u>	10.925	11.700	65.000
57	211	AGHADADAYEV Elvin	AZE	11.800	9.400	9.875	12.750	10.950	<u>10.200</u>	64.975
58	349	ALHADI Omar	SLO	12.150	<u>8.075</u>	11.325	12.500	12.325	7.600	63.975

Note:

Underlined totals indicates starting apparatus

Legend:

Q Qualified for All-Around Final R Reserve for All-Around Final

 Floor  Pommel Horse  Rings  Vault  Parallel Bars  Horizontal Bar

START LIST

REVISED

SENIORS QUALIFICATIONS FOR COMPETITION CIII & CIV  
SUBDIVISION 1 OF 3 - ROTATION 1 OF 6

FRI 23 APR 2010 - 10:00



Bib	Name	NOC Code
45	BARON Matija	CRO
41	UDE Filip	CRO
42	MARKOVIC Tomislav	CRO



Bib	Name	NOC Code
51	KONECNY Martin	CZE
52	BOLTNAR Michal	CZE
53	SMEJKAL Petr	CZE
58	WINDFELD - HELLSTEN	DEN
57	PURGE Florin	DEN
56	VAMMEN Helge	DEN
60	HANSEN Mathias Lee	DEN
59	MORTENSEN Stefan	DEN



Bib	Name	NOC Code
154	ALMEIDA Simao	POR
151	ALMEIDA CAMPOS M.	POR
153	PALMA SIMOES Gustavo	POR
159	JIVAN Alin Sandu	ROU
156	KOCZI Flavius	ROU
157	BUCUR Adrian	ROU
160	IANCU C.	ROU
158	BUIDOSO Ovidiu	ROU



Bib	Name	NOC Code
20	SCHWAB Matthias	AUT
17	EGERMANN Julian	AUT *
19	LEIMLEHNER Fabian	AUT
101	CARSON Luke	IRL



Bib	Name	NOC Code
188	SANLI Ozgur	TUR
186	SAMILOGLU Umit	TUR
187	AKKAVAK Muhammed	TUR



Bib	Name	NOC Code
68	KOSKINEN Jouko	FIN
69	MAEAETTAE Kalle	FIN
67	KUUSELA Ilkka	FIN

Note:

Gymnasts marked by an asterisk (\*\*\*) will perform two vaults

Legend:



START LIST

REVISED

SENIORS QUALIFICATIONS FOR COMPETITION CIII & CIV  
SUBDIVISION 1 OF 3 - ROTATION 2 OF 6

FRI 23 APR 2010 - 10:25



Bib	Name	NOC Code
70	LEINONEN Markku	FIN
68	KOSKINEN Jouko	FIN
66	TUUHA Tomi	FIN



Bib	Name	NOC Code
45	BARON Matija	CRO
43	SELIGMAN Robert	CRO
41	UDE Filip	CRO



Bib	Name	NOC Code
52	BOLTNAR Michal	CZE
53	SMEJKAL Petr	CZE
51	KONECNY Martin	CZE
56	VAMMEN Helge	DEN
57	PURGE Florin	DEN
60	HANSEN Mathias Lee	DEN
58	WINDFELD - HELLSTEN	DEN
59	MORTENSEN Stefan	DEN



Bib	Name	NOC Code
152	LOPES ROMERO Diogo	POR
153	PALMA SIMOES Gustavo	POR
154	ALMEIDA Simao	POR
155	LOY DA GRACA B.	POR
158	BUIDOSO Ovidiu	ROU
159	JIVAN Alin Sandu	ROU *
156	KOCZI Flavius	ROU *
157	BUCUR Adrian	ROU
160	IANCU C.	ROU



Bib	Name	NOC Code
18	KRANZLMUELLER Lukas	AUT
20	SCHWAB Matthias	AUT
19	LEIMLEHNER Fabian	AUT
101	CARSON Luke	IRL
103	RELLIS Geoff	IRL
104	O'DONNELL Anthony	IRL



Bib	Name	NOC Code
187	AKKAVAK Muhammed	TUR
188	SANLI Ozgur	TUR
186	SAMILOGLU Umit	TUR

Note:

Gymnasts marked by an asterisk (\*\*\*) will perform two vaults

Legend:



START LIST

REVISED

SENIORS QUALIFICATIONS FOR COMPETITION CIII & CIV  
SUBDIVISION 1 OF 3 - ROTATION 3 OF 6

FRI 23 APR 2010 - 10:50



Bib	Name	NOC Code
187	AKKAVAK Muhammed	TUR
188	SANLI Ozgur	TUR
186	SAMILOGLU Umit	TUR



Bib	Name	NOC Code
70	LEINONEN Markku	FIN
69	MAEAETTAE Kalle	FIN
67	KUUSELA Iikka	FIN



Bib	Name	NOC Code
44	MOZNIK Marijo	CRO
42	MARKOVIC Tomislav	CRO
45	BARON Matija	CRO
46	GEORGALLAS Irodotos	CYP



Bib	Name	NOC Code
54	KREJCI Milan	CZE
52	BOLTAR Michal	CZE
53	SMEJKAL Petr	CZE
58	WINDFELD - HELLSTEN	DEN
59	MORTENSEN Stefan	DEN *
56	VAMMEN Helge	DEN *
57	PURGE Florin	DEN
60	HANSEN Mathias Lee	DEN



Bib	Name	NOC Code
154	ALMEIDA Simao	POR
153	PALMA SIMOES Gustavo	POR
151	ALMEIDA CAMPOS M.	POR
160	IANCU C.	ROU
156	KOCZI Flavius	ROU
158	BUIDOSO Ovidiu	ROU
159	JIVAN Alin Sandu	ROU
157	BUCUR Adrian	ROU



Bib	Name	NOC Code
20	SCHWAB Matthias	AUT
19	LEIMLEHNER Fabian	AUT
16	BALDAUF Marco	AUT
101	CARSON Luke	IRL
104	O'DONNELL Anthony	IRL

Note:

Gymnasts marked by an asterisk (\*\*\*) will perform two vaults

Legend:



START LIST  
SENIORS QUALIFICATIONS FOR COMPETITION CIII & CIV  
SUBDIVISION 1 OF 3 - ROTATION 4 OF 6

FRI 23 APR 2010 - 11:15



Bib	Name	NOC Code
20	SCHWAB Matthias	AUT
18	KRANZLMUELLER Lukas	AUT
19	LEIMLEHNER Fabian	AUT
101	CARSON Luke	IRL
103	RELLIS Geoff	IRL



Bib	Name	NOC Code
188	SANLI Ozgur	TUR
186	SAMILOGLU Umit	TUR
187	AKKAVAK Muhammed	TUR



Bib	Name	NOC Code
66	TUUHA Tomi	FIN
69	MAEAETTAE Kalle	FIN
70	LEINONEN Markku	FIN



Bib	Name	NOC Code
45	BARON Matija	CRO
43	SELIGMAN Robert	CRO
41	UDE Filip	CRO



Bib	Name	NOC Code
53	SMEJKAL Petr	CZE
52	BOLTAR Michal	CZE
51	KONECNY Martin	CZE
58	WINDFELD - HELLSTEN	DEN
57	PURGE Florin	DEN
56	VAMMEN Helge	DEN
59	MORTENSEN Stefan	DEN
60	HANSEN Mathias Lee	DEN



Bib	Name	NOC Code
153	PALMA SIMOES Gustavo	POR
155	LOY DA GRACA B.	POR
151	ALMEIDA CAMPOS M.	POR
154	ALMEIDA Simao	POR
160	IANCU C.	ROU
157	BUCUR Adrian	ROU
158	BUIDOSO Ovidiu	ROU
156	KOCZI Flavius	ROU
159	JIVAN Alin Sandu	ROU

Note:

Gymnasts marked by an asterisk (\*\*\*) will perform two vaults

Legend:



START LIST

REVISED

SENIORS QUALIFICATIONS FOR COMPETITION CIII & CIV  
SUBDIVISION 1 OF 3 - ROTATION 5 OF 6

FRI 23 APR 2010 - 11:40



Bib	Name	NOC Code
152	LOPES ROMERO Diogo	POR
154	ALMEIDA Simao	POR
153	PALMA SIMOES Gustavo	POR
157	BUCUR Adrian	ROU
159	JIVAN Alin Sandu	ROU
156	KOCZI Flavius	ROU
158	BUIDOSO Ovidiu	ROU
160	IANCU C.	ROU



Bib	Name	NOC Code
20	SCHWAB Matthias	AUT
18	KRANZLMUELLER Lukas	AUT
19	LEIMLEHNER Fabian	AUT
101	CARSON Luke	IRL
104	O'DONNELL Anthony	IRL



Bib	Name	NOC Code
188	SANLI Ozgur	TUR
187	AKKAVAK Muhammed	TUR
186	SAMILOGLU Umit	TUR



Bib	Name	NOC Code
70	LEINONEN Markku	FIN
68	KOSKINEN Jouko	FIN
66	TUUHA Tomi	FIN *



Bib	Name	NOC Code
45	BARON Matija	CRO
42	MARKOVIC Tomislav	CRO
41	UDE Filip	CRO



Bib	Name	NOC Code
52	BOLTNAR Michal	CZE
53	SMEJKAL Petr	CZE
51	KONECNY Martin	CZE
58	WINDFELD - HELLSTEN	DEN
57	PURGE Florin	DEN
56	VAMMEN Helge	DEN
59	MORTENSEN Stefan	DEN
60	HANSEN Mathias Lee	DEN

Note:

Gymnasts marked by an asterisk (\*\*\*) will perform two vaults

Legend:



START LIST

REVISED

SENIORS QUALIFICATIONS FOR COMPETITION CIII & CIV  
SUBDIVISION 1 OF 3 - ROTATION 6 OF 6

FRI 23 APR 2010 - 12:05



Bib	Name	NOC Code
53	SMEJKAL Petr	CZE
52	BOLTAR Michal	CZE
51	KONECNY Martin	CZE
58	WINDFELD - HELLSTEN	DEN
59	MORTENSEN Stefan	DEN
56	VAMMEN Helge	DEN
57	PURGE Florin	DEN
60	HANSEN Mathias Lee	DEN



Bib	Name	NOC Code
151	ALMEIDA CAMPOS M.	POR
155	LOY DA GRACA B.	POR
153	PALMA SIMOES Gustavo	POR
157	BUCUR Adrian	ROU
158	BUIDOSO Ovidiu	ROU
156	KOCZI Flavius	ROU
160	IANCU C.	ROU
159	JIVAN Alin Sandu	ROU



Bib	Name	NOC Code
20	SCHWAB Matthias	AUT
18	KRANZLMUELLER Lukas	AUT
19	LEIMLEHNER Fabian	AUT
101	CARSON Luke	IRL
104	O'DONNELL Anthony	IRL



Bib	Name	NOC Code
188	SANLI Ozgur	TUR
187	AKKAVAK Muhammed	TUR
186	SAMILOGLU Umit	TUR



Bib	Name	NOC Code
70	LEINONEN Markku	FIN
69	MAEAETTAE Kalle	FIN
67	KUUSELA Ilkka	FIN



Bib	Name	NOC Code
45	BARON Matija	CRO
42	MARKOVIC Tomislav	CRO
44	MOZNIK Marijo	CRO

Note:

Gymnasts marked by an asterisk (\*\*\*) will perform two vaults

Legend:



START LIST

REVISED

SENIORS QUALIFICATIONS FOR COMPETITION CIII & CIV  
SUBDIVISION 2 OF 3 - ROTATION 1 OF 6

FRI 23 APR 2010 - 14:00



Bib	Name	NOC Code
88	HAMBUECHEN Fabian	GER
87	FAHRIG Matthias	GER
89	NGUYEN Marcel	GER
98	CZINGLI Laszlo	HUN
100	HIDVEGI Vid	HUN
99	MARJAN Peter	HUN



Bib	Name	NOC Code
27	SCHROE Kristof	BEL
30	VAN DAMME Koen	BEL
29	TRUYENS Donna Donny	BEL



Bib	Name	NOC Code
64	GOMEZ FUERTES Javier	ESP
65	CARBALLO Manuel	ESP
63	MUNOZ Sergio	ESP
62	BOTELLA PEREZ Isaac	ESP



Bib	Name	NOC Code
144	KRISTENSEN Steffen	NOR
143	FJELD Lars Jorgen	NOR
142	HANCHE-OLSEN Joachim	NOR
140	VAN MINDE Carlo	NED
139	DEURLOO Bart	NED
137	WAMMES Jeffrey	NED *



Bib	Name	NOC Code
176	CAPELLI Claudio	SUI
180	BOESCHENSTEIN N.	SUI
177	FISCHER Lucas	SUI
109	KRISTMANNSSON Robert	ISL
107	GUNNARSSON O.	ISL
108	KRISTMANNSSON Viktor	ISL



Bib	Name	NOC Code
131	PALGEN Sascha	LUX

Note:

Gymnasts marked by an asterisk (\*\*\*) will perform two vaults

Legend:





START LIST

REVISED

SENIORS QUALIFICATIONS FOR COMPETITION CIII & CIV  
SUBDIVISION 2 OF 3 - ROTATION 2 OF 6

FRI 23 APR 2010 - 14:25



Bib	Name	NOC Code
131	PALGEN Sascha	LUX



Bib	Name	NOC Code
90	SPIRIDONOV Evgenij	GER
87	FAHRIG Matthias	GER
86	BOY Philipp	GER
99	MARJAN Peter	HUN
100	HIDVEGI Vid	HUN
96	BERKI Krisztian	HUN



Bib	Name	NOC Code
26	GENTGES Gilles	BEL
28	TOEBACK Jonas	BEL
30	VAN DAMME Koen	BEL



Bib	Name	NOC Code
64	GOMEZ FUERTES Javier	ESP
63	MUNOZ Sergio	ESP
62	BOTELLA PEREZ Isaac	ESP *
61	MARTINEZ Rafael	ESP



Bib	Name	NOC Code
143	FJELD Lars Jorgen	NOR
144	KRISTENSEN Steffen	NOR
142	HANCHE-OLSEN Joachim	NOR
138	VAN ASSCHE Anthony	NED
137	WAMMES Jeffrey	NED
136	ZONDERLAND Epke	NED




Bib	Name	NOC Code
180	BOESCHENSTEIN N.	SUI
178	GISI Roman	SUI
177	FISCHER Lucas	SUI
107	GUNNARSSON O.	ISL
108	KRISTMANNSSON Viktor	ISL
109	KRISTMANNSSON Robert	ISL

Note:

Gymnasts marked by an asterisk (\*\*\*) will perform two vaults

Legend:



START LIST

REVISED

SENIORS QUALIFICATIONS FOR COMPETITION CIII & CIV  
SUBDIVISION 2 OF 3 - ROTATION 3 OF 6

FRI 23 APR 2010 - 14:50



Bib	Name	NOC Code
178	GISI Roman	SUI
179	RAMSEIER Mark	SUI
176	CAPELLI Claudio	SUI
108	KRISTMANSSON Viktor	ISL
107	GUNNARSSON O.	ISL
109	KRISTMANSSON Robert	ISL



Bib	Name	NOC Code
131	PALGEN Sascha	LUX



Bib	Name	NOC Code
88	HAMBUECHEN Fabian	GER
86	BOY Philipp	GER
89	NGUYEN Marcel	GER
98	CZINGLI Laszlo	HUN
100	HIDVEGI Vid	HUN
97	RACZ Attila	HUN



Bib	Name	NOC Code
27	SCHROE Kristof	BEL
26	GENTGES Gilles	BEL
28	TOEBACK Jonas	BEL *



Bib	Name	NOC Code
64	GOMEZ FUERTES Javier	ESP
61	MARTINEZ Rafael	ESP
65	CARBALLO Manuel	ESP
63	MUNOZ Sergio	ESP



Bib	Name	NOC Code
144	KRISTENSEN Steffen	NOR
141	JANSEN Espen Inge	NOR
142	HANCHE-OLSEN Joachim	NOR
140	VAN MINDE Carlo	NED
137	WAMMES Jeffrey	NED
136	ZONDERLAND Epke	NED

Note:

Gymnasts marked by an asterisk (\*\*\*) will perform two vaults

Legend:



START LIST

REVISED

SENIORS QUALIFICATIONS FOR COMPETITION CIII & CIV  
SUBDIVISION 2 OF 3 - ROTATION 4 OF 6

FRI 23 APR 2010 - 15:15



Bib	Name	NOC Code
141	JANSEN Espen Inge	NOR
145	CONRADI Marcus	NOR
143	FJELD Lars Jorgen	NOR
140	VAN MINDE Carlo	NED
139	DEURLOO Bart	NED
137	WAMMES Jeffrey	NED



Bib	Name	NOC Code
178	GISI Roman	SUI
179	RAMSEIER Mark	SUI
176	CAPELLI Claudio	SUI
107	GUNNARSSON O.	ISL
109	KRISTMANNSSON Robert	ISL
108	KRISTMANNSSON Viktor	ISL



Bib	Name	NOC Code
131	PALGEN Sascha	LUX
12	VAHAGN Davtyan	ARM



Bib	Name	NOC Code
88	HAMBUECHEN Fabian	GER
89	NGUYEN Marcel	GER *
87	FAHRIG Matthias	GER *
98	CZINGLI Laszlo	HUN
99	MARJAN Peter	HUN
97	RACZ Attila	HUN



Bib	Name	NOC Code
28	TOEBACK Jonas	BEL
27	SCHROE Kristof	BEL
26	GENTGES Gilles	BEL



Bib	Name	NOC Code
65	CARBALLO Manuel	ESP
63	MUNOZ Sergio	ESP
61	MARTINEZ Rafael	ESP
64	GOMEZ FUERTES Javier	ESP

Note:

Gymnasts marked by an asterisk (\*\*\*) will perform two vaults

Legend:



START LIST

REVISED

SENIORS QUALIFICATIONS FOR COMPETITION CIII & CIV  
SUBDIVISION 2 OF 3 - ROTATION 5 OF 6

FRI 23 APR 2010 - 15:40



Bib	Name	NOC Code
64	GOMEZ FUERTES Javier	ESP
61	MARTINEZ Rafael	ESP
62	BOTELLA PEREZ Isaac	ESP
63	MUNOZ Sergio	ESP



Bib	Name	NOC Code
141	JANSEN Espen Inge	NOR
143	FJELD Lars Jorgen	NOR
142	HANCHE-OLSEN Joachim	NOR
136	ZONDERLAND Epke	NED
138	VAN ASSCHE Anthony	NED
139	DEURLOO Bart	NED



Bib	Name	NOC Code
178	GISI Roman	SUI
180	BOESCHENSTEIN N.	SUI
179	RAMSEIER Mark	SUI
107	GUNNARSSON O.	ISL
109	KRISTMANSSON Robert	ISL
108	KRISTMANSSON Viktor	ISL



Bib	Name	NOC Code
131	PALGEN Sascha	LUX



Bib	Name	NOC Code
90	SPIRIDONOV Evgenij	GER
88	HAMBUECHEN Fabian	GER
89	NGUYEN Marcel	GER
98	CZINGLI Laszlo	HUN
97	RACZ Attila	HUN
100	HIDVEGI Vid	HUN



Bib	Name	NOC Code
28	TOEBACK Jonas	BEL
27	SCHROE Kristof	BEL
26	GENTGES Gilles	BEL

Note:

Gymnasts marked by an asterisk (\*\*\*) will perform two vaults

Legend:



START LIST

REVISED

SENIORS QUALIFICATIONS FOR COMPETITION CIII & CIV  
SUBDIVISION 2 OF 3 - ROTATION 6 OF 6

FRI 23 APR 2010 - 16:05



Bib	Name	NOC Code
27	SCHROE Kristof	BEL
26	GENTGES Gilles	BEL
28	TOEBACK Jonas	BEL



Bib	Name	NOC Code
65	CARBALLO Manuel	ESP
63	MUNOZ Sergio	ESP
61	MARTINEZ Rafael	ESP
62	BOTELLA PEREZ Isaac	ESP



Bib	Name	NOC Code
141	JANSEN Espen Inge	NOR
143	FJELD Lars Jorgen	NOR
142	HANCHE-OLSEN Joachim	NOR
139	DEURLOO Bart	NED
137	WAMMES Jeffrey	NED
138	VAN ASSCHE Anthony	NED



Bib	Name	NOC Code
178	GISI Roman	SUI
176	CAPELLI Claudio	SUI
180	BOESCHENSTEIN N.	SUI
107	GUNNARSSON O.	ISL
108	KRISTMANNSSON Viktor	ISL
109	KRISTMANNSSON Robert	ISL *



Bib	Name	NOC Code
131	PALGEN Sascha	LUX



Bib	Name	NOC Code
89	NGUYEN Marcel	GER
86	BOY Philipp	GER
88	HAMBUECHEN Fabian	GER
97	RACZ Attila	HUN
98	CZINGLI Laszlo	HUN
100	HIDVEGI Vid	HUN

Note:

Gymnasts marked by an asterisk (\*\*\*) will perform two vaults

Legend:



START LIST

REVISED

SENIORS QUALIFICATIONS FOR COMPETITION CIII & CIV  
SUBDIVISION 3 OF 3 - ROTATION 1 OF 6

FRI 23 APR 2010 - 18:00



Bib	Name	NOC Code
78	PURVIS Daniel	GBR
79	HUNTER Samuel	GBR
80	THOMAS Kristian	GBR



Bib	Name	NOC Code
122	TREILOVS Dmitrijs	LAT
171	PAUNOVIC Milos	SRB



Bib	Name	NOC Code
94	KOSMIDIS Eleftherios	GRE
92	MARKOUSIS Dimitrios	GRE
91	LYMPANOVNOS Christos	GRE
148	KULESZA Roman	POL
150	LYSZCZARZ Marek	POL
147	KIERZKOWSKI Adam	POL



Bib	Name	NOC Code
126	GUSCINAS Rokas	LTU *
127	IZMODENOV Jevgenij	LTU
120	PRINCIPI Paolo	ITA
118	OTTAVI Paolo	ITA
117	MORANDI Matteo	ITA



Bib	Name	NOC Code
72	TOMMASONE Cyril	FRA
71	SABOT Hamilton	FRA
75	CUCHERAT Yann	FRA
74	RAYEPIN MOUTOUSSAMY	FRA
21	SHIKHALIYEV Shakir	AZE
181	PIASECKY Samuel	SVK



Bib	Name	NOC Code
170	LAMUT Andraz	SLO
168	KLAVORA Rok	SLO
166	PEGAN Aljaz	SLO

Note:

Gymnasts marked by an asterisk (\*\*\*) will perform two vaults

Legend:



START LIST

REVISED

SENIORS QUALIFICATIONS FOR COMPETITION CIII & CIV  
SUBDIVISION 3 OF 3 - ROTATION 2 OF 6

FRI 23 APR 2010 - 18:25



Bib	Name	NOC Code
169	BRITOVSEK Ziga	SLO
170	LAMUT Andraz	SLO
168	KLAVORA Rok	SLO



Bib	Name	NOC Code
79	HUNTER Samuel	GBR
77	KEATINGS Daniel	GBR
76	SMITH Louis	GBR



Bib	Name	NOC Code
36	IOVTCHEV Jordan	BUL
122	TREFILOVS Dmitrijs	LAT
171	PAUNOVIC Milos	SRB



Bib	Name	NOC Code
93	MARAS Vlasios	GRE
92	MARKOUSIS Dimitrios	GRE
91	LYMPANOVNOS Christos	GRE
149	LIS Przemyslaw	POL
148	KULESZA Roman	POL
150	LYSZCZARZ Marek	POL *



Bib	Name	NOC Code
127	IZMODENOV Jevgenij	LTU
126	GUSCINAS Rokas	LTU
119	BUSNARI Alberto	ITA
118	OTTAVI Paolo	ITA
117	MORANDI Matteo	ITA



Bib	Name	NOC Code
72	TOMMASONE Cyril	FRA
71	SABOT Hamilton	FRA
75	CUCHERAT Yann	FRA
74	RAYEPIN MOUTOUSSAMY	FRA
21	SHIKHALIYEV Shakir	AZE
181	PIASECKY Samuel	SVK

Note:

Gymnasts marked by an asterisk (\*\*\*) will perform two vaults

Legend:



START LIST

REVISED

SENIORS QUALIFICATIONS FOR COMPETITION CIII & CIV  
SUBDIVISION 3 OF 3 - ROTATION 3 OF 6

FRI 23 APR 2010 - 18:50



Bib	Name	NOC Code
73	AIT SAID Samir	FRA
71	SABOT Hamilton	FRA
72	TOMMASONI Cyril	FRA
74	RAYEPIN MOUTOUSSAMY	FRA
21	SHIKHALIYEV Shakir	AZE
181	PIASECKY Samuel	SVK



Bib	Name	NOC Code
168	KLAVORA Rok	SLO
169	BRITOVSEK Ziga	SLO
167	BERTONCELJ Saso	SLO



Bib	Name	NOC Code
78	PURVIS Daniel	GBR
79	HUNTER Samuel	GBR
80	THOMAS Kristian	GBR



Bib	Name	NOC Code
122	TREFILOVS Dmitrijs	LAT
121	SAPRONENKO Jevgenijs	LAT *
171	PAUNOVIC Milos	SRB



Bib	Name	NOC Code
91	LYMPANOVNOS Christos	GRE
92	MARKOUSIS Dimitrios	GRE
95	TSOLAKIDIS Vasileios	GRE
146	HULBOJ Kamil	POL
148	KULESZA Roman	POL
147	KIERZKOWSKI Adam	POL



Bib	Name	NOC Code
127	IZMODENOV Jevgenij	LTU
126	GUSCINAS Rokas	LTU
120	PRINCIPI Paolo	ITA
119	BUSNARI Alberto	ITA
118	OTTAVI Paolo	ITA

Note:

Gymnasts marked by an asterisk (\*\*\*) will perform two vaults

Legend:





START LIST

REVISED

SENIORS QUALIFICATIONS FOR COMPETITION CIII & CIV  
SUBDIVISION 3 OF 3 - ROTATION 4 OF 6

FRI 23 APR 2010 - 19:15



Bib	Name	NOC Code
126	GUSCINAS Rokas	LTU
127	IZMODENOV Jevgenij	LTU
118	OTTAVI Paolo	ITA
120	PRINCIPI Paolo	ITA
117	MORANDI Matteo	ITA



Bib	Name	NOC Code
74	RAYEPIN MOUTOUSSAMY	FRA
71	SABOT Hamilton	FRA
72	TOMMASONE Cyril	FRA
75	CUCHERAT Yann	FRA
21	SHIKHALIYEV Shakir	AZE



Bib	Name	NOC Code
170	LAMUT Andraz	SLO
168	KLAVORA Rok	SLO
169	BRITOVSEK Ziga	SLO



Bib	Name	NOC Code
77	KEATINGS Daniel	GBR
78	PURVIS Daniel	GBR
79	HUNTER Samuel	GBR



Bib	Name	NOC Code
37	BATINKOV Aleksandar	BUL
122	TREFILOVS Dmitrijs	LAT
171	PAUNOVIC Milos	SRB




Bib	Name	NOC Code
91	LYMPANOVNOS Christos	GRE
92	MARKOUSIS Dimitrios	GRE
93	MARAS Vlasios	GRE
149	LIS Przemyslaw	POL
147	KIERZKOWSKI Adam	POL
148	KULESZA Roman	POL

Note:

Gymnasts marked by an asterisk (\*\*\*) will perform two vaults

Legend:



START LIST

REVISED

SENIORS QUALIFICATIONS FOR COMPETITION CIII & CIV  
SUBDIVISION 3 OF 3 - ROTATION 5 OF 6

FRI 23 APR 2010 - 19:40



Bib	Name	NOC Code
91	LYMPANOVNOS Christos	GRE
92	MARKOUSIS Dimitrios	GRE
94	KOSMIDIS Eleftherios	GRE
150	LYSZCZARZ Marek	POL
148	KULESZA Roman	POL
149	LIS Przemyslaw	POL



Bib	Name	NOC Code
126	GUSCINAS Rokas	LTU
127	IZMODENOV Jevgenij	LTU
118	OTTAVI Paolo	ITA
120	PRINCIPI Paolo	ITA
119	BUSNARI Alberto	ITA



Bib	Name	NOC Code
71	SABOT Hamilton	FRA
72	TOMMASONI Cyril	FRA
73	AIT SAID Samir	FRA
74	RAYEPIN MOUTOUSSAMY	FRA
21	SHIKHALIYEV Shakir	AZE
182	KAMENICKY Daniel	SVK



Bib	Name	NOC Code
169	BRITOVSEK Ziga	SLO
170	LAMUT Andraz	SLO
168	KLAVORA Rok	SLO



Bib	Name	NOC Code
78	PURVIS Daniel	GBR
79	HUNTER Samuel	GBR
77	KEATINGS Daniel	GBR



Bib	Name	NOC Code
37	BATINKOV Aleksandar	BUL
39	YANEV Filip	BUL
122	TREFILOVS Dmitrijs	LAT
171	PAUNOVIC Milos	SRB

Note:

Gymnasts marked by an asterisk (\*\*\*) will perform two vaults

Legend:



START LIST

REVISED

SENIORS QUALIFICATIONS FOR COMPETITION CIII & CIV  
SUBDIVISION 3 OF 3 - ROTATION 6 OF 6

FRI 23 APR 2010 - 20:05



Bib	Name	NOC Code
37	BATINKOV Aleksandar	BUL
122	TREFILOVS Dmitrijs	LAT
171	PAUNOVIC Milos	SRB



Bib	Name	NOC Code
92	MARKOUSIS Dimitrios	GRE
91	LYMPANOVNOS Christos	GRE
93	MARAS Vlasios	GRE
148	KULESZA Roman	POL
146	HULBOJ Kamil	POL
150	LYSZCZARZ Marek	POL



Bib	Name	NOC Code
127	IZMODENOV Jevgenij	LTU
126	GUSCINAS Rokas	LTU
120	PRINCIPI Paolo	ITA
118	OTTAVI Paolo	ITA
117	MORANDI Matteo	ITA



Bib	Name	NOC Code
72	TOMMASONE Cyril	FRA
73	AIT SAID Samir	FRA
74	RAYEPIN MOUTOUSSAMY	FRA *
71	SABOT Hamilton	FRA
21	SHIKHALIYEV Shakir	AZE



Bib	Name	NOC Code
168	KLAVORA Rok	SLO
170	LAMUT Andraz	SLO
169	BRITOVSEK Ziga	SLO




Bib	Name	NOC Code
77	KEATINGS Daniel	GBR
80	THOMAS Kristian	GBR
79	HUNTER Samuel	GBR

Note:

Gymnasts marked by an asterisk (\*\*\*) will perform two vaults

Legend:



JUDGES ASSIGNMENT  
SENIORS QUALIFICATIONS FOR COMPETITION CIII & CIV

FRI 23 APR 2010 - 10:00

Superior Jury

MARZOLLA Gianfranco  
APOLZAN Mircea Dumitru  
THINGVOLD Tom  
GRECU Danut  
MACCHIA Alain  
TOMBS Andrew  
BERCZI Istvan  
WISCHNIA Jacob  
ALBRECHT Holger

UEG President  
UEG  
UEG  
UEG Floor Supervisor  
UEG Pommel Horse Supervisor  
UEG Rings Supervisor  
UEG Vault Supervisor  
UEG Parallel Bars Supervisor  
UEG Horizontal Bar Supervisor



Function	Name	NOC Code
D1	LAZZARICH Diego	UEG
D2	FETZER Joerg	GER
E1	BIRZU Dragos	ROU
E2	BANOUSIS Athanasios	GRE
E3	VAN OORT Robert	NED
E4	DEJANOVIC Dejan	SRB
E5	JUCKER Kurt	SUI
E6	WRONSKI Mariusz	POL
Timer 1	ROCHA Joao	POR
Line 1	SOSNIN Valerij	LTU
Line 2	KOCIAN Vilem	CZE



Function	Name	NOC Code
D1	REIMERING Vincent	UEG
D2	PELC Zbigniew	POL
E1	PETERSEN Ralf	DEN
E2	RUPCIK Lubos	SVK
E3	MURRAY Colm	IRL
E4	TRAVERSO Fulvio	ITA
E5	CATEAN Eugen Dumitru	ROU
E6	MILUTINOVIC Robert	SRB



Function	Name	NOC Code
D1	SOUSA Alvaro	UEG
D2	VAN BAELEN Stefan	BEL
E1	BERNARD Johnny	LUX
E2	ANGONAS Dimitrios	CYP
E3	BAGUELIN Xavier	FRA
E4	MAY James	GBR
E5	KODRIC Severin	SLO
E6	BOVET Laurent	SUI



Function	Name	NOC Code
D1	FEDARAU Andrey	UEG
D2	DONOGHUE Denis	IRL
E1	URBANEK Jiri	CZE
E2	JENSEN Borre	NOR
E3	GONCALVES PIMENTA G.	POR
E4	EGERMANN Dieter	AUT
E5	VUKOJA Mario	CRO
E6	KOUSIOU Andreas	CYP
Line 1	DE KOSTER René	NED



Function	Name	NOC Code
D1	TOTH Josef	UEG
D2	STRUPLER Andreas	SUI
E1	FURNELLE Jean Marie	BEL
E2	SURPIKAS Viktoras	LTU
E3	HODZIC LEDERER Enes	SLO
E4	HAMZA Istvan	HUN
E5	WOOLLS Lee	GBR
E6	KURTEV Zdravko	BUL
Timer 1	KELEMEN Zoltan	HUN



Function	Name	NOC Code
D1	MITCKEVICHS Arturs	UEG
D2	BLANQUINO Jean François	FRA
E1	SOLAR Nenad	CRO
E2	DIAZ LOZA Roberto Javier	ESP
E3	WILINSKI Mariusz	POL
E4	METZ Helmut	GER
E5	INNOCENTI Giovanni	ITA
E6	DURGUNOGLU Mehmet Sevket	TUR

Legend:

**Dx** Panel Difficulty judges

**Ex** Panel Execution judges



Floor



Pommel Horse



Rings



Vault









Parallel Bars



Horizontal Bar







TEAM RESULTS  
SENIORS QUALIFICATIONS FOR COMPETITION CIII & CIV

FRI 23 APR 2010 - 10:00

Rank	NOC							Total
1	FRA - France	42.850 (6)	43.625 (2)	42.925 (4)	46.625 (4)	<u>45.300</u> (1)	42.525 (2)	<b>263.850</b> Q
2	GER - Germany	<u>46.150</u> (1)	40.050 (9)	43.325 (1)	47.275 (2)	42.250 (7)	44.250 (1)	<b>263.300</b> Q
3	GBR - Great Britain	<u>44.825</u> (2)	44.925 (1)	41.475 (10)	46.300 (6)	43.625 (3)	40.875 (9)	<b>262.025</b> Q
4	ESP - Spain	44.150 (3)	40.525 (7)	<u>42.950</u> (3)	47.200 (3)	43.725 (2)	41.925 (6)	<b>260.475</b> Q
5	ROU - Romania	43.600 (5)	43.250 (3)	<u>42.100</u> (6)	47.525 (1)	42.300 (6)	38.775 (11)	<b>257.550</b> Q
6	ITA - Italy	41.525 (9)	41.775 (6)	43.300 (2)	<u>45.100</u> (10)	42.000 (9)	41.450 (7)	<b>255.150</b> Q
7	SUI - Switzerland	40.725 (11)	39.825 (10)	42.300 (5)	46.600 (5)	<u>42.950</u> (5)	42.525 (2)	<b>254.925</b> Q
8	GRE - Greece	43.650 (4)	36.625 (17)	<u>41.575</u> (9)	44.875 (11)	42.100 (8)	42.000 (5)	<b>250.825</b> Q
9	HUN - Hungary	<u>41.550</u> (7)	41.825 (5)	41.800 (8)	46.075 (7)	40.925 (12)	38.650 (13)	<b>250.825</b>
10	POL - Poland	39.775 (12)	38.325 (14)	<u>40.825</u> (11)	45.925 (8)	43.550 (4)	40.650 (10)	<b>249.050</b>
11	NED - Netherlands	41.550 (7)	37.725 (15)	39.900 (12)	<u>45.250</u> (9)	41.475 (11)	42.425 (4)	<b>248.325</b>
12	POR - Portugal	<u>37.200</u> (21)	40.450 (8)	41.875 (7)	42.700 (19)	41.600 (10)	37.675 (15)	<b>241.500</b>
13	BEL - Belgium	39.125 (17)	<u>42.150</u> (4)	37.950 (16)	43.675 (14)	39.025 (13)	36.725 (18)	<b>238.650</b>
14	AUT - Austria	39.300 (15)	35.625 (19)	38.925 (13)	<u>43.850</u> (12)	38.750 (14)	41.250 (8)	<b>237.700</b>
15	CZE - Czech Republic	<u>39.450</u> (14)	38.825 (12)	37.675 (17)	43.250 (16)	38.600 (16)	36.800 (17)	<b>234.600</b>
16	FIN - Finland	38.900 (18)	36.225 (18)	38.775 (14)	43.675 (14)	35.825 (21)	<u>38.775</u> (11)	<b>232.175</b>
17	SLO - Slovenia	39.175 (16)	39.425 (11)	35.725 (19)	42.725 (18)	35.975 (20)	<u>37.800</u> (14)	<b>230.825</b>
18	DEN - Denmark	39.775 (12)	<u>36.825</u> (16)	36.500 (18)	43.825 (13)	38.650 (15)	35.075 (20)	<b>230.650</b>
19	NOR - Norway	37.725 (20)	32.750 (21)	38.200 (15)	<u>42.825</u> (17)	38.175 (17)	37.325 (16)	<b>227.000</b>
20	TUR - Turkey	<u>38.275</u> (19)	32.900 (20)	33.625 (20)	40.750 (21)	36.800 (19)	36.100 (19)	<b>218.450</b>
21	CRO - Croatia	<u>41.300</u> (10)	38.600 (13)	28.950 (21)	42.325 (20)	35.275 (22)	31.675 (21)	<b>218.125</b>
22	IRL - Ireland	<u>26.100</u> (22)	19.925 (22)	24.725 (22)	14.500 (22)	37.700 (18)	24.075 (23)	<b>147.025</b>
23	BUL - Bulgaria	14.175 (23)		14.725 (23)		13.675 (23)	26.750 (22)	<b>69.325</b>







Note:  
Underlined

Legend:  
Q Qualified for Team Final

 Floor
  Pommel Horse
  Rings
  Vault
  Parallel Bars
  Horizontal Bar







TEAM DETAILED RESULTS  
SENIORS QUALIFICATIONS FOR COMPETITION CIII & CIV

FRI 23 APR 2010 - 18:00

Rank	Bib	NOC Name							Total	Ind. Ran						
<b>1 FRA - France</b>																
71		SABOT Hamilton	14.225	13.925	14.000		15.150	14.050	71.350	(28)						
72		TOMMASONE Cyril	14.525	15.150	13.575	14.875	14.825	13.900	86.850	(1)						
73		AIT SAID Samir	14.100		15.350	15.625			45.075	(67)						
74		RAYEPIN MOUTOUSSAMY		14.550		16.125			30.675	(89)						
75		CUCHERAT Yann					15.325	14.575	29.900	(91)						
<b>Total</b>			<b>42.850</b>	<b>(6)</b>	<b>43.625</b>	<b>(2)</b>	<b>42.925</b>	<b>(4)</b>	<b>46.625</b>	<b>(4)</b>	<b>45.300</b>	<b>(1)</b>	<b>42.525</b>	<b>(2)</b>	<b>263.850</b>	<b>Q</b>
<b>2 GER - Germany</b>																
86		BOY Philipp		14.125	14.200			15.375	43.700	(70)						
87		FAHRIG Matthias	15.825	12.000		15.875			43.700	(69)						
88		HAMBUECHEN Fabian	15.100		14.550	15.500	13.975	15.550	74.675	(22)						
89		NGUYEN Marcel	15.225		14.575	15.900	14.550	13.325	73.575	(25)						
90		SPIRIDONOV Evgenij		13.925			13.725		27.650	(96)						
<b>Total</b>			<b>46.150</b>	<b>(1)</b>	<b>40.050</b>	<b>(9)</b>	<b>43.325</b>	<b>(1)</b>	<b>47.275</b>	<b>(2)</b>	<b>42.250</b>	<b>(7)</b>	<b>44.250</b>	<b>(1)</b>	<b>263.300</b>	<b>Q</b>
<b>3 GBR - Great Britain</b>																
76		SMITH Louis		15.725					15.725	(104)						
77		KEATINGS Daniel		15.375		15.600	14.400	13.850	59.225	(47)						
78		PURVIS Daniel	15.200		13.075	15.650	14.800		58.725	(50)						
79		HUNTER Samuel	14.600	13.825	14.100	15.050	14.425	13.975	85.975	(2)						
80		THOMAS Kristian	15.025		14.300			13.050	42.375	(75)						
<b>Total</b>			<b>44.825</b>	<b>(2)</b>	<b>44.925</b>	<b>(1)</b>	<b>41.475</b>	<b>(10)</b>	<b>46.300</b>	<b>(6)</b>	<b>43.625</b>	<b>(3)</b>	<b>40.875</b>	<b>(9)</b>	<b>262.025</b>	<b>Q</b>
<b>4 ESP - Spain</b>																
61		MARTINEZ Rafael	14.825	14.025			14.500	13.950	57.300	(51)						
62		BOTELLA PEREZ Isaac	14.675			15.925			30.600	(90)						
63		MUNOZ Sergio		12.850	14.475	15.700		14.250	57.275	(52)						
64		GOMEZ FUERTES Javier	14.650		14.150	15.575	14.375		58.750	(49)						
65		CARBALLO Manuel		13.650	14.325		14.850	13.725	56.550	(54)						
<b>Total</b>			<b>44.150</b>	<b>(3)</b>	<b>40.525</b>	<b>(7)</b>	<b>42.950</b>	<b>(3)</b>	<b>47.200</b>	<b>(3)</b>	<b>43.725</b>	<b>(2)</b>	<b>41.925</b>	<b>(6)</b>	<b>260.475</b>	<b>Q</b>
<b>5 ROU - Romania</b>																
156		KOCZI Flavius	14.775	15.175	14.400	16.100	14.600		75.050	(20)						
157		BUCUR Adrian	14.675	13.750	13.975			13.000	55.400	(57)						
158		BUIDOSO Ovidiu		14.325		15.625	13.450	12.200	55.600	(56)						
159		JIVAN Alin Sandu	14.150		13.725	15.800			43.675	(71)						
160		IANCU C.					14.250	13.575	27.825	(94)						
<b>Total</b>			<b>43.600</b>	<b>(5)</b>	<b>43.250</b>	<b>(3)</b>	<b>42.100</b>	<b>(6)</b>	<b>47.525</b>	<b>(1)</b>	<b>42.300</b>	<b>(6)</b>	<b>38.775</b>	<b>(11)</b>	<b>257.550</b>	<b>Q</b>







TEAM DETAILED RESULTS  
SENIORS QUALIFICATIONS FOR COMPETITION CIII & CIV

FRI 23 APR 2010 - 18:00

Rank	Bib	NOC Name							Total	Ind. Ran
<b>6 ITA - Italy</b>										
	117	MORANDI Matteo	13.725		15.150	15.550	14.425		58.850	(48)
	118	OTTAVI Paolo	13.950	13.600	14.900	14.625	13.700	13.950	84.725	(4)
	119	BUSNARI Alberto		14.700			13.875	13.725	42.300	(76)
	120	PRINCIPI Paolo	13.850	13.475	13.250	14.925		13.775	69.275	(34)
		<b>Total</b>	41.525 (9)	41.775 (6)	43.300 (2)	<u>45.100</u> (10)	42.000 (9)	41.450 (7)	<b>255.150</b>	Q
<b>7 SUI - Switzerland</b>										
	176	CAPELLI Claudio	13.225	13.800		15.250	14.400		56.675	(53)
	177	FISCHER Lucas					13.875	14.150	28.025	(93)
	178	GISI Roman	14.175	12.300	13.750	15.500		14.225	69.950	(32)
	179	RAMSEIER Mark	13.325	13.725	13.925				40.975	(82)
	180	BOESCHENSTEIN N.			14.625	15.850	14.675	14.150	59.300	(46)
		<b>Total</b>	40.725 (11)	39.825 (10)	42.300 (5)	46.600 (5)	<u>42.950</u> (5)	42.525 (2)	<b>254.925</b>	Q
<b>8 GRE - Greece</b>										
	91	LYMPANOVNOS Christos	13.825	13.125	13.600	14.825	13.025	13.300	81.700	(9)
	92	MARKOUSIS Dimitrios	14.675	11.375	14.075	14.625	14.100	13.375	82.225	(6)
	93	MARAS Vlasios		12.125		15.425		15.325	42.875	(72)
	94	KOSMIDIS Eleftherios	15.150		13.900				29.050	(92)
	95	TSOLAKIDIS Vasileios					14.975		14.975	(108)
		<b>Total</b>	43.650 (4)	36.625 (17)	<u>41.575</u> (9)	44.875 (11)	42.100 (8)	42.000 (5)	<b>250.825</b>	Q
<b>9 HUN - Hungary</b>										
	96	BERKI Krisztian		14.250					14.250	(113)
	97	RACZ Attila			14.500	15.425	13.275	13.075	56.275	(55)
	98	CZINGLI Laszlo	14.025		13.675	15.275	13.500	13.300	69.775	(33)
	99	MARJAN Peter	14.175	12.950		15.375			42.500	(74)
	100	HIDVEGI Vid	13.350	14.625	13.625		14.150	12.275	68.025	(35)
		<b>Total</b>	<u>41.550</u> (7)	41.825 (5)	41.800 (8)	46.075 (7)	40.925 (12)	38.650 (13)	<b>250.825</b>	
<b>10 POL - Poland</b>										
	146	HULBOJ Kamil		13.075			13.550		26.625	(100)
	147	KIERZKOWSKI Adam			13.850		15.100	13.000	41.950	(77)
	148	KULESZA Roman	13.675	12.675	13.850	15.300	14.900	14.475	84.875	(3)
	149	LIS Przemyslaw	12.625			15.100		13.175	40.900	(83)
	150	LYSZCZARZ Marek	13.475	12.575	13.125	15.525			54.700	(59)
		<b>Total</b>	39.775 (12)	38.325 (14)	<u>40.825</u> (11)	45.925 (8)	43.550 (4)	40.650 (10)	<b>249.050</b>	

TEAM DETAILED RESULTS  
SENIORS QUALIFICATIONS FOR COMPETITION CIII & CIV







FRI 23 APR 2010 - 18:00

Rank	Bib	NOC Name							Total	Ind. Ran
<b>11 NED - Netherlands</b>										
	136	ZONDERLAND Epke		12.025				15.000	14.900	41.925 (78)
	137	WAMMES Jeffrey	14.675		12.675	15.875	12.950	14.450	70.625 (29)	
	138	VAN ASSCHE Anthony		13.025	13.950		13.525		40.500 (85)	
	139	DEURLOO Bart	14.000	12.675	13.275	14.550			54.500 (60)	
	140	VAN MINDE Carlo	12.875			14.825		13.075	40.775 (84)	
		<b>Total</b>	41.550 (7)	37.725 (15)	39.900 (12)	<u>45.250</u> (9)	41.475 (11)	42.425 (4)	<b>248.325</b>	
<b>12 POR - Portugal</b>										
	151	ALMEIDA CAMPOS M.		13.875	14.000		14.775	12.575	55.225 (58)	
	152	LOPES ROMERO Diogo	11.100			13.650			24.750 (102)	
	153	PALMA SIMOES Gustavo	13.900	13.075	13.950	14.800	13.500	11.600	80.825 (10)	
	154	ALMEIDA Simao	12.200		13.925	14.250	13.325		53.700 (61)	
	155	LOY DA GRACA B.		13.500				13.500	27.000 (98)	
		<b>Total</b>	<u>37.200</u> (21)	40.450 (8)	41.875 (7)	42.700 (19)	41.600 (10)	37.675 (15)	<b>241.500</b>	
<b>13 BEL - Belgium</b>										
	26	GENTGES Gilles	13.375		13.300	14.225	13.250	11.275	65.425 (38)	
	27	SCHROE Kristof	13.325	13.375		14.350	12.375	13.200	66.625 (36)	
	28	TOEBACK Jonas	12.425		12.250	15.100	13.400	12.250	65.425 (39)	
	29	TRUYENS Donna Donny		14.125					14.125 (115)	
	30	VAN DAMME Koen		14.650	12.400				27.050 (97)	
		<b>Total</b>	39.125 (17)	<u>42.150</u> (4)	37.950 (16)	43.675 (14)	39.025 (13)	36.725 (18)	<b>238.650</b>	
<b>14 AUT - Austria</b>										
	16	BALDAUF Marco						14.275	14.275 (112)	
	17	EGERMANN Julian				14.150			14.150 (114)	
	18	KRANZLMUELLER Lukas	13.475	12.500	12.600		12.500		51.075 (63)	
	19	LEIMLEHNER Fabian	12.550	12.725	14.100	15.225	13.650	14.200	82.450 (5)	
	20	SCHWAB Matthias	13.275	10.400	12.225	14.475	12.600	12.775	75.750 (18)	
		<b>Total</b>	39.300 (15)	35.625 (19)	38.925 (13)	<u>43.850</u> (12)	38.750 (14)	41.250 (8)	<b>237.700</b>	
<b>15 CZE - Czech Republic</b>										
	51	KONECNY Martin	13.575	13.525	11.675		13.675	12.300	64.750 (41)	
	52	BOLTAR Michal	13.550	12.775	12.975	14.600	12.700	11.350	77.950 (14)	
	53	SMEJKAL Petr	12.325	12.525	13.025	14.275	12.225	13.150	77.525 (15)	
	54	KREJCI Milan				14.375			14.375 (111)	
		<b>Total</b>	<u>39.450</u> (14)	38.825 (12)	37.675 (17)	43.250 (16)	38.600 (16)	36.800 (17)	<b>234.600</b>	









TEAM DETAILED RESULTS  
SENIORS QUALIFICATIONS FOR COMPETITION CIII & CIV

FRI 23 APR 2010 - 18:00

Rank	Bib	NOC Name							Total	Ind. Ran
<b>16 FIN - Finland</b>										
	66	TUUHA Tomi	13.350		12.475	15.975			41.800	(79)
	67	KUUSELA Ilkka		13.075			13.275	13.225	39.575	(87)
	68	KOSKINEN Jouko	12.900			13.650		13.275	39.825	(86)
	69	MAEAETTAE Kalle		12.125	12.400		10.675	12.275	47.475	(65)
	70	LEINONEN Markku	12.650	11.025	13.900	14.050	11.875		63.500	(43)
		<b>Total</b>	38.900 (18)	36.225 (18)	38.775 (14)	43.675 (14)	35.825 (21)	<u>38.775</u> (11)	<b>232.175</b>	
<b>17 SLO - Slovenia</b>										
	166	PEGAN Aljaz					15.125		15.125	(106)
	167	BERTONCELJ Saso		15.225					15.225	(105)
	168	KLAVORA Rok	13.950	10.600	11.550	14.450	11.125	11.325	73.000	(26)
	169	BRITOVSEK Ziga	12.500	13.600	13.375	14.300	11.900		65.675	(37)
	170	LAMUT Andraz	12.725		10.800	13.975	12.950	11.350	61.800	(45)
		<b>Total</b>	39.175 (16)	39.425 (11)	35.725 (19)	42.725 (18)	35.975 (20)	<u>37.800</u> (14)	<b>230.825</b>	
<b>18 DEN - Denmark</b>										
	56	VAMMEN Helge	13.750	13.625	13.250	15.275	13.475	12.850	82.225	(7)
	57	PURGE Florin		12.050	9.700		12.050	10.875	44.675	(68)
	58	WINDFELD - HELLSTEN	13.325	11.150		13.450	13.125	11.350	62.400	(44)
	59	MORTENSEN Stefan	12.700			15.100			27.800	(95)
	60	HANSEN Mathias Lee			13.550				13.550	(117)
		<b>Total</b>	39.775 (12)	<u>36.825</u> (16)	36.500 (18)	43.825 (13)	38.650 (15)	35.075 (20)	<b>230.650</b>	
<b>19 NOR - Norway</b>										
	141	JANSEN Espen Inge	12.375	9.700	13.300			13.050	48.425	(64)
	142	HANCHE-OLSEN Joachim		12.125	12.050	15.050	12.875	13.025	65.125	(40)
	143	FJELD Lars Jorgen	12.925	10.925	12.850	14.775	12.750		64.225	(42)
	144	KRISTENSEN Steffen				13.000	12.550	11.250	36.800	(88)
	145	CONRADI Marcus	12.425						12.425	(119)
		<b>Total</b>	37.725 (20)	32.750 (21)	38.200 (15)	<u>42.825</u> (17)	38.175 (17)	37.325 (16)	<b>227.000</b>	
<b>20 TUR - Turkey</b>										
	186	SAMILOGLU Umit	13.500	11.525	12.625	13.475	12.625	14.300	78.050	(13)
	187	AKKAVAK Muhammed	13.125	9.050	9.550	13.650	12.225	12.350	69.950	(31)
	188	SANLI Ozgur	11.650	12.325	11.450	13.625	11.950	9.450	70.450	(30)
		<b>Total</b>	<u>38.275</u> (19)	32.900 (20)	33.625 (20)	40.750 (21)	36.800 (19)	36.100 (19)	<b>218.450</b>	

TEAM DETAILED RESULTS  
SENIORS QUALIFICATIONS FOR COMPETITION CIII & CIV

FRI 23 APR 2010 - 18:00

Rank	Bib	NOC Name							Total	Ind. Ran
<b>21 CRO - Croatia</b>										
	41	UDE Filip	14.325	11.900		14.575	12.425		53.225	(62)
	42	MARKOVIC Tomislav	14.650		11.125		11.550	5.500	42.825	(73)
	43	SELIGMAN Robert		13.425		13.375			26.800	(99)
	44	MOZNIK Marijo			6.900			14.250	21.150	(103)
	45	BARON Matija	12.325	13.275	10.925	14.375	11.300	11.925	74.125	(23)
		<b>Total</b>	<u>41.300</u> (10)	38.600 (13)	28.950 (21)	42.325 (20)	35.275 (22)	31.675 (21)	<b>218.125</b>	
<b>22 IRL - Ireland</b>										
	101	CARSON Luke	12.950	11.750	12.025	14.500	13.050	12.375	76.650	(16)
	103	RELLIS Geoff	13.150				12.125		25.275	(101)
	104	O'DONNELL Anthony		8.175	12.700		12.525	11.700	45.100	(66)
		<b>Total</b>	<u>26.100</u> (22)	19.925 (22)	24.725 (22)	14.500 (22)	37.700 (18)	24.075 (23)	<b>147.025</b>	
<b>23 BUL - Bulgaria</b>										
	36	IOVTCHEV Iordan			14.725				14.725	(109)
	37	BATINKOV Aleksandar	14.175				13.675	13.700	41.550	(80)
	39	YANEV Filip						13.050	13.050	(118)
		<b>Total</b>	14.175 (23)		14.725 (23)		13.675 (23)	26.750 (22)	<b>69.325</b>	





**Note:**  
Underlined totals indicate starting apparatus.  
*Italics* indicate the low (non-counting) score.

**Legend:**  
Ind. Individual      Q Qualified for Team Final

 Floor       Pommel Horse       Rings       Vault       Parallel Bars       Horizontal Bar







**RESULTS**  
**SENIORS QUALIFICATIONS FOR COMPETITION CIII & CIV**

FRI 23 APR 2010 - 10:00

Rank	Bib	Name	NOC Code							Total
1	72	TOMMASONE Cyril	FRA	14.525	15.150	13.575	14.875	<u>14.825</u>	13.900	<b>86.850</b>
2	79	HUNTER Samuel	GBR	<u>14.600</u>	13.825	14.100	15.050	14.425	13.975	<b>85.975</b>
3	148	KULESZA Roman	POL	13.675	12.675	<u>13.850</u>	15.300	14.900	14.475	<b>84.875</b>
4	118	OTTAVI Paolo	ITA	13.950	13.600	14.900	<u>14.625</u>	13.700	13.950	<b>84.725</b>
5	19	LEIMLEHNER Fabian	AUT	12.550	12.725	14.100	<u>15.225</u>	13.650	14.200	<b>82.450</b>
6	92	MARKOUSIS Dimitrios	GRE	14.675	11.375	<u>14.075</u>	14.625	14.100	13.375	<b>82.225</b>
7	56	VAMMEN Helge	DEN	13.750	<u>13.625</u>	13.250	15.275	13.475	12.850	<b>82.225</b>
8	131	PALGEN Sascha	LUX	13.300	13.700	13.375	15.400	12.850	<u>13.375</u>	<b>82.000</b>
9	91	LYMPANOVNOS Christos	GRE	13.825	13.125	<u>13.600</u>	14.825	13.025	13.300	<b>81.700</b>
10	153	PALMA SIMOES Gustavo	POR	13.900	13.075	13.950	14.800	13.500	11.600	<b>80.825</b>
11	126	GUSCINAS Rokas	LTU	13.075	11.675	13.425	<u>14.875</u>	12.925	13.050	<b>79.025</b>
12	122	TREFILOVS Dmitrijs	LAT	13.350	<u>13.275</u>	12.725	14.425	11.950	12.600	<b>78.325</b>
13	186	SAMILOGLU Umit	TUR	13.500	11.525	12.625	13.475	<u>12.625</u>	14.300	<b>78.050</b>
14	52	BOLTNAR Michal	CZE	13.550	<u>12.775</u>	12.975	14.600	12.700	11.350	<b>77.950</b>
15	53	SMEJKAL Petr	CZE	12.325	<u>12.525</u>	13.025	14.275	12.225	13.150	<b>77.525</b>
16	101	CARSON Luke	IRL	12.950	11.750	12.025	<u>14.500</u>	13.050	12.375	<b>76.650</b>
17	127	IZMODENOV Jevgenij	LTU	13.675	11.675	13.000	<u>12.775</u>	12.625	12.150	<b>75.900</b>
18	20	SCHWAB Matthias	AUT	13.275	10.400	12.225	<u>14.475</u>	12.600	12.775	<b>75.750</b>
19	21	SHIKHALIYEV Shakir	AZE	13.600	10.075	11.950	15.225	<u>12.325</u>	12.050	<b>75.225</b>
20	156	KOCZI Flavius	ROU	14.775	15.175	14.400	16.100	14.600		<b>75.050</b>
21	109	KRISTMANSSON Robert	ISL	13.300	12.350	10.875	13.225	<u>12.575</u>	12.400	<b>74.725</b>
22	88	HAMBUECHEN Fabian	GER	<u>15.100</u>		14.550	15.500	13.975	15.550	<b>74.675</b>
23	45	BARON Matija	CRO	<u>12.325</u>	13.275	10.925	14.375	11.300	11.925	<b>74.125</b>
24	107	GUNNARSSON O.	ISL	13.025	11.975	11.975	14.350	<u>12.975</u>	9.650	<b>73.950</b>
25	89	NGUYEN Marcel	GER	<u>15.225</u>		14.575	15.900	14.550	13.325	<b>73.575</b>
26	168	KLAVORA Rok	SLO	13.950	10.600	11.550	14.450	11.125	<u>11.325</u>	<b>73.000</b>
27	171	PAUNOVIC Milos	SRB	12.875	<u>9.425</u>	13.425	12.950	12.600	11.550	<b>72.825</b>
28	71	SABOT Hamilton	FRA	14.225	13.925	14.000		<u>15.150</u>	14.050	<b>71.350</b>
29	137	WAMMES Jeffrey	NED	14.675		12.675	<u>15.875</u>	12.950	14.450	<b>70.625</b>
30	188	SANLI Ozgur	TUR	11.650	12.325	11.450	13.625	<u>11.950</u>	9.450	<b>70.450</b>
31	187	AKKAVAK Muhammed	TUR	13.125	9.050	9.550	13.650	<u>12.225</u>	12.350	<b>69.950</b>
32	178	GISI Roman	SUI	14.175	12.300	13.750	15.500		14.225	<b>69.950</b>
33	98	CZINGLI Laszlo	HUN	14.025		13.675	15.275	13.500	13.300	<b>69.775</b>
34	120	PRINCIPI Paolo	ITA	13.850	13.475	13.250	<u>14.925</u>		13.775	<b>69.275</b>
35	100	HIDVEGI Vid	HUN	13.350	14.625	13.625		14.150	12.275	<b>68.025</b>
36	27	SCHROE Kristof	BEL	13.325	<u>13.375</u>		14.350	12.375	13.200	<b>66.625</b>
37	169	BRITOVSEK Ziga	SLO	12.500	13.600	13.375	14.300	11.900		<b>65.675</b>
38	26	GENTGES Gilles	BEL	13.375		13.300	14.225	13.250	11.275	<b>65.425</b>
39	28	TOEBACK Jonas	BEL	12.425		12.250	15.100	13.400	12.250	<b>65.425</b>
40	142	HANCHE-OLSEN Joachim	NOR		12.125	12.050	<u>15.050</u>	12.875	13.025	<b>65.125</b>
41	51	KONECNY Martin	CZE	13.575	<u>13.525</u>	11.675		13.675	12.300	<b>64.750</b>
42	143	FJELD Lars Jorgen	NOR	12.925	10.925	12.850	<u>14.775</u>	12.750		<b>64.225</b>
43	70	LEINONEN Markku	FIN	12.650	11.025	13.900	14.050	11.875		<b>63.500</b>
44	58	WINDFELD - HELLSTEN	DEN	13.325	<u>11.150</u>		13.450	13.125	11.350	<b>62.400</b>
45	170	LAMUT Andraz	SLO	12.725		10.800	13.975	12.950	<u>11.350</u>	<b>61.800</b>
46	180	BOESCHENSTEIN N.	SUI			14.625	15.850	<u>14.675</u>	14.150	<b>59.300</b>
47	77	KEATINGS Daniel	GBR		15.375		15.600	14.400	13.850	<b>59.225</b>
48	117	MORANDI Matteo	ITA	13.725		15.150	<u>15.550</u>	14.425		<b>58.850</b>







RESULTS  
SENIORS QUALIFICATIONS FOR COMPETITION CIII & CIV

FRI 23 APR 2010 - 10:00

Rank	Bib	Name	NOC Code							Total
49	64	GOMEZ FUERTES Javier	ESP	14.650		14.150	15.575	14.375		58.750
50	78	PURVIS Daniel	GBR	15.200		13.075	15.650	14.800		58.725
51	61	MARTINEZ Rafael	ESP	14.825	14.025			14.500	13.950	57.300
52	63	MUNOZ Sergio	ESP		12.850	14.475	15.700		14.250	57.275
53	176	CAPELLI Claudio	SUI	13.225	13.800		15.250	14.400		56.675
54	65	CARBALLO Manuel	ESP		13.650	14.325		14.850	13.725	56.550
55	97	RACZ Attila	HUN			14.500	15.425	13.275	13.075	56.275
56	158	BUIDOSO Ovidiu	ROU		14.325		15.625	13.450	12.200	55.600
57	157	BUCUR Adrian	ROU	14.675	13.750	13.975			13.000	55.400
58	151	ALMEIDA CAMPOS M.	POR		13.875	14.000		14.775	12.575	55.225
59	150	LYSZCZARZ Marek	POL	13.475	12.575	13.125	15.525			54.700
60	139	DEURLOO Bart	NED	14.000	12.675	13.275	14.550			54.500
61	154	ALMEIDA Simao	POR	12.200		13.925	14.250	13.325		53.700
62	41	UDE Filip	CRO	14.325	11.900		14.575	12.425		53.225
63	18	KRANZLMUELLER Lukas	AUT	13.475	12.500	12.600		12.500		51.075
64	141	JANSEN Espen Inge	NOR	12.375	9.700	13.300			13.050	48.425
65	69	MAEAEETAE Kalle	FIN		12.125	12.400		10.675	12.275	47.475
66	104	O'DONNELL Anthony	IRL		8.175	12.700		12.525	11.700	45.100
67	73	AIT SAID Samir	FRA	14.100		15.350	15.625			45.075
68	57	PURGE Florin	DEN		12.050	9.700		12.050	10.875	44.675
69	87	FAHRIG Matthias	GER	15.825	12.000		15.875			43.700
70	86	BOY Philipp	GER		14.125	14.200			15.375	43.700
71	159	JIVAN Alin Sandu	ROU	14.150		13.725	15.800			43.675
72	93	MARAS Vlasios	GRE		12.125		15.425		15.325	42.875
73	42	MARKOVIC Tomislav	CRO	14.650		11.125		11.550	5.500	42.825
74	99	MARJAN Peter	HUN	14.175	12.950		15.375			42.500
75	80	THOMAS Kristian	GBR	15.025		14.300			13.050	42.375
76	119	BUSNARI Alberto	ITA		14.700			13.875	13.725	42.300
77	147	KIERZKOWSKI Adam	POL			13.850		15.100	13.000	41.950
78	136	ZONDERLAND Epke	NED		12.025			15.000	14.900	41.925
79	66	TUUHA Tomi	FIN	13.350		12.475	15.975			41.800
80	37	BATINKOV Aleksandar	BUL	14.175				13.675	13.700	41.550
81	181	PIASECKY Samuel	SVK	13.825				14.375	12.850	41.050
82	179	RAMSEIER Mark	SUI	13.325	13.725	13.925				40.975
83	149	LIS Przemyslaw	POL	12.625			15.100		13.175	40.900
84	140	VAN MINDE Carlo	NED	12.875			14.825		13.075	40.775
85	138	VAN ASSCHE Anthony	NED		13.025	13.950		13.525		40.500
86	68	KOSKINEN Jouko	FIN	12.900			13.650		13.275	39.825
87	67	KUUSELA Ilkka	FIN		13.075			13.275	13.225	39.575
88	144	KRISTENSEN Steffen	NOR				13.000	12.550	11.250	36.800
89	74	RAYEPIN MOUTOUSSAMY	FRA		14.550		16.125			30.675
90	62	BOTELLA PEREZ Isaac	ESP	14.675			15.925			30.600
91	75	CUCHERAT Yann	FRA					15.325	14.575	29.900
92	94	KOSMIDIS Eleftherios	GRE	15.150		13.900				29.050
93	177	FISCHER Lucas	SUI					13.875	14.150	28.025
94	160	IANCU C.	ROU					14.250	13.575	27.825
95	59	MORTENSEN Stefan	DEN	12.700			15.100			27.800
96	90	SPIRIDONOV Evgenij	GER		13.925			13.725		27.650

RESULTS  
SENIORS QUALIFICATIONS FOR COMPETITION CIII & CIV

FRI 23 APR 2010 - 10:00

Rank	Bib	Name	NOC Code							Total
97	30	VAN DAMME Koen	BEL		14.650	12.400				27.050
98	155	LOY DA GRACA B.	POR		13.500				13.500	27.000
99	43	SELIGMAN Robert	CRO		13.425		13.375			26.800
100	146	HULBOJ Kamil	POL		13.075			13.550		26.625
101	103	RELLIS Geoff	IRL	13.150				12.125		25.275
102	152	LOPES ROMERO Diogo	POR	11.100			13.650			24.750
103	44	MOZNIK Marijo	CRO			6.900			14.250	21.150
104	76	SMITH Louis	GBR		15.725					15.725
105	167	BERTONCELJ Saso	SLO		15.225					15.225
106	166	PEGAN Aljaz	SLO						15.125	15.125
107	12	VAHAGN Davtyan	ARM			15.025				15.025
108	95	TSOLAKIDIS Vasileios	GRE					14.975		14.975
109	36	IOVTCHEV Iordan	BUL			14.725				14.725
110	121	SAPRONENKO Jevgenijs	LAT				14.450			14.450
111	54	KREJCI Milan	CZE				14.375			14.375
112	16	BALDAUF Marco	AUT						14.275	14.275
113	96	BERKI Krisztian	HUN		14.250					14.250
114	17	EGERMANN Julian	AUT				14.150			14.150
115	29	TRUYENS Donna Donny	BEL		14.125					14.125
116	46	GEORGALLAS Irodotos	CYP			13.775				13.775
117	60	HANSEN Mathias Lee	DEN			13.550				13.550
118	39	YANEV Filip	BUL						13.050	13.050
119	145	CONRADI Marcus	NOR	12.425						12.425
120	182	KAMENICKY Daniel	SVK			12.050				12.050

Note:

Underlined totals indicates starting apparatus

Legend:

Q Qualified for All-Around Final R Reserve for All-Around Final

 Floor  Pommel Horse  Rings  Vault  Parallel Bars  Horizontal Bar

RESULTS  
SENIORS QUALIFICATIONS FOR COMPETITION CIII & CIV

FRI 23 APR 2010 - 10:00



Rank	Bib	Name	NOC Code	D Score	E Score	Pen	Total
1	87	FAHRIG Matthias	GER	6.700	9.125		15.825 Q
2	89	NGUYEN Marcel	GER	6.500	8.725		15.225 Q
3	78	PURVIS Daniel	GBR	6.400	8.800		15.200 Q
4	94	KOSMIDIS Eleftherios	GRE	6.500	8.750	0.1	15.150 Q
5	88	HAMBUECHEN Fabian	GER	6.200	9.000	0.1	15.100
6	80	THOMAS Kristian	GBR	6.200	8.825		15.025 Q
7	61	MARTINEZ Rafael	ESP	6.400	8.425		14.825 Q
8	156	KOCZI Flavius	ROU	6.200	8.675	0.1	14.775 Q
9	157	BUCUR Adrian	ROU	5.800	8.875		14.675 Q
10	137	WAMMES Jeffrey	NED	6.200	8.575	0.1	14.675 R
11	92	MARKOUSIS Dimitrios	GRE	6.200	8.475		14.675 R
12	62	BOTELLA PEREZ Isaac	ESP	6.300	8.375		14.675 R
13	64	GOMEZ FUERTES Javier	ESP	6.100	8.550		14.650
14	42	MARKOVIC Tomislav	CRO	6.300	8.450	0.1	14.650
15	79	HUNTER Samuel	GBR	6.300	8.600	0.3	14.600
16	72	TOMMASONE Cyril	FRA	5.800	8.725		14.525
17	41	UDE Filip	CRO	6.300	8.525	0.5	14.325
18	71	SABOT Hamilton	FRA	5.600	8.625		14.225
19	178	GISI Roman	SUI	5.500	8.675		14.175
20	99	MARJAN Peter	HUN	5.600	8.675	0.1	14.175
21	37	BATINKOV Aleksandar	BUL	6.000	8.175		14.175
22	159	JIVAN Alin Sandu	ROU	5.900	8.350	0.1	14.150
23	73	AIT SAID Samir	FRA	5.700	8.400		14.100
24	98	CZINGLI Laszlo	HUN	5.800	8.225		14.025
25	139	DEURLOO Bart	NED	6.000	8.300	0.3	14.000
26	118	OTTAVI Paolo	ITA	5.300	8.650		13.950
27	168	KLAVORA Rok	SLO	5.800	8.250	0.1	13.950
28	153	PALMA SIMOES Gustavo	POR	5.600	8.300		13.900
29	120	PRINCIPI Paolo	ITA	5.900	8.050	0.1	13.850
30	91	LYMPANOVNOS Christos	GRE	5.400	8.525	0.1	13.825
31	181	PIASECKY Samuel	SVK	5.800	8.125	0.1	13.825
32	56	VAMMEN Helge	DEN	5.200	8.550		13.750
33	117	MORANDI Matteo	ITA	5.200	8.525		13.725
34	127	IZMODENOV Jevgenij	LTU	5.300	8.375		13.675
35	148	KULESZA Roman	POL	5.400	8.275		13.675
36	21	SHIKHALIYEV Shakir	AZE	5.400	8.200		13.600
37	51	KONECNY Martin	CZE	5.400	8.175		13.575
38	52	BOLTAR Michal	CZE	5.400	8.250	0.1	13.550
39	186	SAMILOGLU Umit	TUR	4.900	8.600		13.500
40	18	KRANZLMUELLER Lukas	AUT	5.000	8.475		13.475
41	150	LYSZCZARZ Marek	POL	5.100	8.375		13.475
42	26	GENTGES Gilles	BEL	5.000	8.375		13.375
43	100	HIDVEGI Vid	HUN	5.100	8.250		13.350

RESULTS  
SENIORS QUALIFICATIONS FOR COMPETITION CIII & CIV

FRI 23 APR 2010 - 10:00



Rank	Bib	Name	NOC Code	D Score	E Score	Pen	Total
44	122	TREFILOVS Dmitrijs	LAT	5.100	8.250		13.350
45	66	TUUHA Tomi	FIN	5.500	8.250	0.4	13.350
46	27	SCHROE Kristof	BEL	4.800	8.525		13.325
47	58	WINDFELD - HELLSTEN	DEN	5.100	8.225		13.325
48	179	RAMSEIER Mark	SUI	5.500	7.925	0.1	13.325
49	109	KRISTMANNSSON Robert	ISL	5.100	8.300	0.1	13.300
50	131	PALGEN Sascha	LUX	6.200	7.600	0.5	13.300
51	20	SCHWAB Matthias	AUT	5.000	8.275		13.275
52	176	CAPELLI Claudio	SUI	6.100	7.525	0.4	13.225
53	103	RELLIS Geoff	IRL	4.600	8.550		13.150
54	187	AKKAVAK Muhammed	TUR	5.100	8.025		13.125
55	126	GUSCINAS Rokas	LTU	4.800	8.275		13.075
56	107	GUNNARSSON O.	ISL	4.900	8.125		13.025
57	101	CARSON Luke	IRL	5.100	7.950	0.1	12.950
58	143	FJELD Lars Jorgen	NOR	5.400	7.525		12.925
59	68	KOSKINEN Jouko	FIN	4.900	8.000		12.900
60	171	PAUNOVIC Milos	SRB	4.600	8.275		12.875
61	140	VAN MINDE Carlo	NED	5.400	7.775	0.3	12.875
62	170	LAMUT Andraz	SLO	5.200	7.825	0.3	12.725
63	59	MORTENSEN Stefan	DEN	4.700	8.000		12.700
64	70	LEINONEN Markku	FIN	4.800	7.850		12.650
65	149	LIS Przemyslaw	POL	5.000	7.625		12.625
66	19	LEIMLEHNER Fabian	AUT	4.900	7.650		12.550
67	169	BRITOVSEK Ziga	SLO	4.900	7.900	0.3	12.500
68	145	CONRADI Marcus	NOR	5.500	7.425	0.5	12.425
69	28	TOEBACK Jonas	BEL	5.100	7.325		12.425
70	141	JANSEN Espen Inge	NOR	5.100	7.375	0.1	12.375
71	53	SMEJKAL Petr	CZE	4.300	8.325	0.3	12.325
72	45	BARON Matija	CRO	4.900	7.425		12.325
73	154	ALMEIDA Simao	POR	4.300	8.000	0.1	12.200
74	188	SANLI Ozgur	TUR	4.800	6.850		11.650
75	152	LOPES ROMERO Diogo	POR	4.400	6.700		11.100

Legend:

D Panel Difficulty judges    E Panel Execution judges    Pen Penalty    Q Qualified for Floor Final    R Reserve for Floor Final



Floor

RESULTS  
SENIORS QUALIFICATIONS FOR COMPETITION CIII & CIV

FRI 23 APR 2010 - 10:00



Rank	Bib	Name	NOC Code	D Score	E Score	Pen	Total
1	76	SMITH Louis	GBR	6.700	9.025		15.725 Q
2	77	KEATINGS Daniel	GBR	6.600	8.775		15.375 Q
3	167	BERTONCELJ Saso	SLO	6.300	8.925		15.225 Q
4	156	KOCZI Flavius	ROU	6.400	8.775		15.175 Q
5	72	TOMMASONE Cyril	FRA	6.400	8.750		15.150 Q
6	119	BUSNARI Alberto	ITA	6.600	8.100		14.700 Q
7	30	VAN DAMME Koen	BEL	6.300	8.350		14.650 Q
8	100	HIDVEGI Vid	HUN	6.200	8.425		14.625 Q
9	74	RAYEPIN MOUTOUSSAMY	FRA	5.600	8.950		14.550 R
10	158	BUIDOSO Ovidiu	ROU	5.800	8.525		14.325 R
11	96	BERKI Krisztian	HUN	5.700	8.550		14.250 R
12	86	BOY Philipp	GER	6.000	8.125		14.125
13	29	TRUYENS Donna Donny	BEL	6.200	7.925		14.125
14	61	MARTINEZ Rafael	ESP	5.700	8.325		14.025
15	90	SPIRIDONOV Evgenij	GER	5.600	8.325		13.925
16	71	SABOT Hamilton	FRA	5.700	8.225		13.925
17	151	ALMEIDA CAMPOS M.	POR	5.500	8.375		13.875
18	79	HUNTER Samuel	GBR	5.900	7.925		13.825
19	176	CAPELLI Claudio	SUI	5.900	7.900		13.800
20	157	BUCUR Adrian	ROU	5.400	8.350		13.750
21	179	RAMSEIER Mark	SUI	5.600	8.125		13.725
22	131	PALGEN Sascha	LUX	5.600	8.100		13.700
23	65	CARBALLO Manuel	ESP	5.100	8.550		13.650
24	56	VAMMEN Helge	DEN	5.300	8.325		13.625
25	118	OTTAVI Paolo	ITA	5.200	8.400		13.600
26	169	BRITOVSEK Ziga	SLO	5.700	7.900		13.600
27	51	KONECNY Martin	CZE	5.000	8.525		13.525
28	155	LOY DA GRACA B.	POR	5.100	8.400		13.500
29	120	PRINCIPI Paolo	ITA	5.200	8.275		13.475
30	43	SELIGMAN Robert	CRO	5.900	7.525		13.425
31	27	SCHROE Kristof	BEL	5.200	8.175		13.375
32	45	BARON Matija	CRO	4.800	8.475		13.275
33	122	TREFILOVS Dmitrijs	LAT	5.600	7.975	0.3	13.275
34	91	LYMPANOVNOS Christos	GRE	5.300	7.825		13.125
35	146	HULBOJ Kamil	POL	4.700	8.375		13.075
36	67	KUUSELA Iikka	FIN	5.000	8.075		13.075
37	153	PALMA SIMOES Gustavo	POR	5.800	7.275		13.075
38	138	VAN ASSCHE Anthony	NED	5.000	8.025		13.025
39	99	MARJAN Peter	HUN	5.200	7.750		12.950
40	63	MUNOZ Sergio	ESP	5.800	7.050		12.850
41	52	BOLTAR Michal	CZE	4.900	7.875		12.775
42	19	LEIMLEHNER Fabian	AUT	4.900	7.825		12.725
43	148	KULESZA Roman	POL	4.700	7.975		12.675



RESULTS  
SENIORS QUALIFICATIONS FOR COMPETITION CIII & CIV

FRI 23 APR 2010 - 10:00



Rank	Bib	Name	NOC Code	D Score	E Score	Pen	Total
44	139	DEURLOO Bart	NED	5.100	7.575		12.675
45	150	LYSZCZARZ Marek	POL	4.700	7.875		12.575
46	53	SMEJKAL Petr	CZE	4.600	7.925		12.525
47	18	KRANZLMUELLER Lukas	AUT	4.500	8.000		12.500
48	109	KRISTMANNSSON Robert	ISL	5.200	7.150		12.350
49	188	SANLI Ozgur	TUR	4.300	8.025		12.325
50	178	GISI Roman	SUI	5.800	6.500		12.300
51	142	HANCHE-OLSEN Joachim	NOR	4.300	7.825		12.125
52	93	MARAS Vlasios	GRE	4.400	7.725		12.125
53	69	MAEAEETAE Kalle	FIN	5.200	6.925		12.125
54	57	PURGE Florin	DEN	4.600	7.450		12.050
55	136	ZONDERLAND Epke	NED	4.800	7.225		12.025
56	87	FAHRIG Matthias	GER	5.100	6.900		12.000
57	107	GUNNARSSON O.	ISL	4.300	7.675		11.975
58	41	UDE Filip	CRO	5.400	6.500		11.900
59	101	CARSON Luke	IRL	4.900	6.850		11.750
60	126	GUSCINAS Rokas	LTU	4.500	7.175		11.675
61	127	IZMODENOV Jevgenij	LTU	5.200	6.475		11.675
62	186	SAMILOGLU Umit	TUR	4.700	6.825		11.525
63	92	MARKOUSIS Dimitrios	GRE	4.300	7.075		11.375
64	58	WINDFELD - HELLSTEN	DEN	4.000	7.150		11.150
65	70	LEINONEN Markku	FIN	4.200	6.825		11.025
66	143	FJELD Lars Jorgen	NOR	4.400	6.525		10.925
67	168	KLAVORA Rok	SLO	4.100	6.500		10.600
68	20	SCHWAB Matthias	AUT	3.500	6.900		10.400
69	21	SHIKHALIYEV Shakir	AZE	3.200	6.875		10.075
70	141	JANSEN Espen Inge	NOR	3.800	5.900		9.700
71	171	PAUNOVIC Milos	SRB	3.600	5.825		9.425
72	187	AKKAVAK Muhammed	TUR	4.200	4.850		9.050
73	104	O'DONNELL Anthony	IRL	4.000	4.175		8.175

Legend: D Panel Difficulty judges E Panel Execution judges Pen Penalty Q Qualified for Pommel Horse Final R Reserve for Pommel Horse Final



Pommel Horse

RESULTS  
SENIORS QUALIFICATIONS FOR COMPETITION CIII & CIV

FRI 23 APR 2010 - 10:00



Rank	Bib	Name	NOC Code	D Score	E Score	Pen	Total
1	73	AIT SAID Samir	FRA	6.800	8.550		15.350 Q
2	117	MORANDI Matteo	ITA	6.700	8.450		15.150 Q
3	12	VAHAGN Davtyan	ARM	6.700	8.325		15.025 Q
4	118	OTTAVI Paolo	ITA	6.300	8.600		14.900 Q
5	36	IOVTCHEV Iordan	BUL	6.300	8.425		14.725 Q
6	180	BOESCHENSTEIN N.	SUI	5.800	8.825		14.625 Q
7	89	NGUYEN Marcel	GER	6.200	8.375		14.575 Q
8	88	HAMBUECHEN Fabian	GER	5.900	8.650		14.550 Q
9	97	RACZ Attila	HUN	5.700	8.800		14.500 R
10	63	MUNOZ Sergio	ESP	5.900	8.575		14.475 R
11	156	KOCZI Flavius	ROU	5.900	8.500		14.400 R
12	65	CARBALLO Manuel	ESP	6.000	8.325		14.325
13	80	THOMAS Kristian	GBR	5.700	8.600		14.300
14	86	BOY Philipp	GER	6.000	8.200		14.200
15	64	GOMEZ FUERTES Javier	ESP	5.700	8.450		14.150
16	79	HUNTER Samuel	GBR	5.300	8.800		14.100
17	19	LEIMLEHNER Fabian	AUT	5.900	8.200		14.100
18	92	MARKOUSIS Dimitrios	GRE	5.700	8.375		14.075
19	71	SABOT Hamilton	FRA	5.500	8.500		14.000
20	151	ALMEIDA CAMPOS M.	POR	5.800	8.200		14.000
21	157	BUCUR Adrian	ROU	6.300	7.675		13.975
22	138	VAN ASSCHE Anthony	NED	5.600	8.350		13.950
23	153	PALMA SIMOES Gustavo	POR	6.300	7.650		13.950
24	179	RAMSEIER Mark	SUI	5.500	8.425		13.925
25	154	ALMEIDA Simao	POR	5.600	8.325		13.925
26	70	LEINONEN Markku	FIN	5.500	8.400		13.900
27	94	KOSMIDIS Eleftherios	GRE	5.600	8.300		13.900
28	147	KIERZKOWSKI Adam	POL	5.000	8.850		13.850
29	148	KULESZA Roman	POL	5.300	8.550		13.850
30	46	GEORGALLAS Irodotos	CYP	6.300	7.475		13.775
31	178	GISI Roman	SUI	5.700	8.050		13.750
32	159	JIVAN Alin Sandu	ROU	5.900	7.825		13.725
33	98	CZINGLI Laszlo	HUN	5.500	8.175		13.675
34	100	HIDVEGI Vid	HUN	5.200	8.425		13.625
35	91	LYMPANOVNOS Christos	GRE	5.600	8.000		13.600
36	72	TOMMASONE Cyril	FRA	5.200	8.375		13.575
37	60	HANSEN Mathias Lee	DEN	6.100	7.450		13.550
38	171	PAUNOVIC Milos	SRB	5.400	8.025		13.425
39	126	GUSCINAS Rokas	LTU	5.600	7.825		13.425
40	169	BRITOVSEK Ziga	SLO	4.800	8.575		13.375
41	131	PALGEN Sascha	LUX	5.400	7.975		13.375
42	141	JANSEN Espen Inge	NOR	4.900	8.400		13.300
43	26	GENTGES Gilles	BEL	5.000	8.300		13.300

RESULTS  
SENIORS QUALIFICATIONS FOR COMPETITION CIII & CIV

FRI 23 APR 2010 - 10:00



Rank	Bib	Name	NOC Code	D Score	E Score	Pen	Total
44	139	DEURLOO Bart	NED	4.900	8.375		13.275
45	56	VAMMEN Helge	DEN	4.800	8.450		13.250
46	120	PRINCIPI Paolo	ITA	4.800	8.450		13.250
47	150	LYSZCZARZ Marek	POL	4.900	8.225		13.125
48	78	PURVIS Daniel	GBR	5.700	7.375		13.075
49	53	SMEJKAL Petr	CZE	5.000	8.025		13.025
50	127	IZMODENOV Jevgenij	LTU	5.000	8.000		13.000
51	52	BOLTAR Michal	CZE	4.700	8.275		12.975
52	143	FJELD Lars Jorgen	NOR	4.900	7.950		12.850
53	122	TREFILOVS Dmitrijs	LAT	4.500	8.225		12.725
54	104	O'DONNELL Anthony	IRL	5.000	7.700		12.700
55	137	WAMMES Jeffrey	NED	5.300	7.375		12.675
56	186	SAMILOGLU Umit	TUR	3.800	8.825		12.625
57	18	KRANZLMUELLER Lukas	AUT	5.100	7.500		12.600
58	66	TUUHA Tomi	FIN	4.300	8.175		12.475
59	69	MAEAEETAE Kalle	FIN	4.700	7.700		12.400
60	30	VAN DAMME Koen	BEL	5.100	7.300		12.400
61	28	TOEBACK Jonas	BEL	4.800	7.450		12.250
62	20	SCHWAB Matthias	AUT	4.000	8.225		12.225
63	142	HANCHE-OLSEN Joachim	NOR	3.900	8.150		12.050
64	182	KAMENICKY Daniel	SVK	5.400	6.650		12.050
65	101	CARSON Luke	IRL	4.000	8.025		12.025
66	107	GUNNARSSON O.	ISL	3.600	8.375		11.975
67	21	SHIKHALIYEV Shakir	AZE	4.000	7.950		11.950
68	51	KONECNY Martin	CZE	4.300	7.375		11.675
69	168	KLAVORA Rok	SLO	4.100	7.450		11.550
70	188	SANLI Ozgur	TUR	4.000	7.450		11.450
71	42	MARKOVIC Tomislav	CRO	3.100	8.025		11.125
72	45	BARON Matija	CRO	3.400	7.525		10.925
73	109	KRISTMANNSSON Robert	ISL	3.900	6.975		10.875
74	170	LAMUT Andraz	SLO	2.100	8.700		10.800
75	57	PURGE Florin	DEN	4.200	5.500		9.700
76	187	AKKAVAK Muhammed	TUR	3.700	5.850		9.550
77	44	MOZNIK Marijo	CRO	2.200	4.700		6.900

Legend:

D Panel Difficulty judges    E Panel Execution judges    Pen Penalty    Q Qualified for Rings Final    R Reserve for Rings Final

 Rings

RESULTS  
SENIORS QUALIFICATIONS FOR COMPETITION CIII & CIV

FRI 23 APR 2010 - 10:00



Rank	Bib	Name	NOC Code	D Score	E Score	Pen	Total
1	74	RAYEPIN MOUTOUSSAMY	FRA	7.000	9.125		16.125
2	156	KOCZI Flavius	ROU	7.000	9.100		16.100
3	66	TUUHA Tomi	FIN	6.600	9.375		15.975
4	62	BOTELLA PEREZ Isaac	ESP	6.600	9.325		15.925
5	89	NGUYEN Marcel	GER	6.600	9.300		15.900
6	87	FAHRIG Matthias	GER	6.600	9.275		15.875
7	137	WAMMES Jeffrey	NED	6.600	9.275		15.875
8	180	BOESCHENSTEIN N.	SUI	6.600	9.250		15.850
9	159	JIVAN Alin Sandu	ROU	6.600	9.300	0.1	15.800
10	63	MUNOZ Sergio	ESP	6.600	9.100		15.700
11	78	PURVIS Daniel	GBR	6.200	9.450		15.650
12	158	BUIDOSO Ovidiu	ROU	6.200	9.425		15.625
13	73	AIT SAID Samir	FRA	6.600	9.025		15.625
14	77	KEATINGS Daniel	GBR	6.200	9.400		15.600
15	64	GOMEZ FUERTES Javier	ESP	6.600	9.075	0.1	15.575
16	117	MORANDI Matteo	ITA	6.600	8.950		15.550
17	150	LYSZCZARZ Marek	POL	6.200	9.325		15.525
18	88	HAMBUECHEN Fabian	GER	6.200	9.300		15.500
19	178	GISI Roman	SUI	6.200	9.300		15.500
20	93	MARAS Vlasios	GRE	6.200	9.225		15.425
21	97	RACZ Attila	HUN	6.600	8.825		15.425
22	131	PALGEN Sascha	LUX	6.200	9.200		15.400
23	99	MARJAN Peter	HUN	6.200	9.175		15.375
24	148	KULESZA Roman	POL	6.200	9.100		15.300
25	98	CZINGLI Laszlo	HUN	6.200	9.075		15.275
26	56	VAMMEN Helge	DEN	6.200	9.075		15.275
27	176	CAPELLI Claudio	SUI	6.200	9.050		15.250
28	19	LEIMLEHNER Fabian	AUT	6.200	9.125	0.1	15.225
29	21	SHIKHALIYEV Shakir	AZE	6.200	9.025		15.225
30	149	LIS Przemyslaw	POL	6.200	9.000	0.1	15.100
31	59	MORTENSEN Stefan	DEN	6.200	8.900		15.100
32	28	TOEBACK Jonas	BEL	6.200	8.900		15.100
33	142	HANCHE-OLSEN Joachim	NOR	6.200	8.850		15.050
34	79	HUNTER Samuel	GBR	6.600	8.750	0.3	15.050
35	120	PRINCIPI Paolo	ITA	6.200	8.725		14.925
36	126	GUSCINAS Rokas	LTU	5.800	9.075		14.875
37	72	TOMMASONE Cyril	FRA	6.200	8.775	0.1	14.875
38	91	LYMPANOVNOS Christos	GRE	6.200	8.725	0.1	14.825
39	140	VAN MINDE Carlo	NED	6.200	8.725	0.1	14.825
40	153	PALMA SIMOES Gustavo	POR	5.800	9.000		14.800
41	143	FJELD Lars Jorgen	NOR	5.800	8.975		14.775
42	92	MARKOUSIS Dimitrios	GRE	5.600	9.125	0.1	14.625
43	118	OTTAVI Paolo	ITA	5.800	8.825		14.625

RESULTS  
SENIORS QUALIFICATIONS FOR COMPETITION CIII & CIV

FRI 23 APR 2010 - 10:00



Rank	Bib	Name	NOC Code	D Score	E Score	Pen	Total
44	52	BOLTAR Michal	CZE	5.800	8.800		14.600
45	41	UDE Filip	CRO	5.400	9.175		14.575
46	139	DEURLOO Bart	NED	6.600	7.950		14.550
47	101	CARSON Luke	IRL	5.400	9.100		14.500
48	20	SCHWAB Matthias	AUT	5.400	9.075		14.475
49	168	KLAVORA Rok	SLO	5.400	9.050		14.450
50	121	SAPRONENKO Jevgenijs	LAT	6.600	7.950	0.1	14.450
51	122	TREFILOVS Dmitrijs	LAT	5.800	8.625		14.425
52	54	KREJCI Milan	CZE	5.400	8.975		14.375
53	45	BARON Matija	CRO	5.400	8.975		14.375
54	107	GUNNARSSON O.	ISL	5.400	8.950		14.350
55	27	SCHROE Kristof	BEL	5.400	8.950		14.350
56	169	BRITOVSEK Ziga	SLO	5.400	9.000	0.1	14.300
57	53	SMEJKAL Petr	CZE	6.200	8.075		14.275
58	154	ALMEIDA Simao	POR	6.200	8.350	0.3	14.250
59	26	GENTGES Gilles	BEL	5.400	8.825		14.225
60	17	EGERMANN Julian	AUT	6.200	8.050	0.1	14.150
61	70	LEINONEN Markku	FIN	5.400	8.650		14.050
62	170	LAMUT Andraz	SLO	5.400	8.875	0.3	13.975
63	152	LOPES ROMERO Diogo	POR	5.000	8.650		13.650
64	68	KOSKINEN Jouko	FIN	5.800	7.850		13.650
65	187	AKKAVAK Muhammed	TUR	6.200	7.750	0.3	13.650
66	188	SANLI Ozgur	TUR	4.600	9.025		13.625
67	186	SAMILOGLU Umit	TUR	6.200	7.575	0.3	13.475
68	58	WINDFELD - HELLSTEN	DEN	5.800	7.750	0.1	13.450
69	43	SELIGMAN Robert	CRO	4.600	8.875	0.1	13.375
70	109	KRISTMANNSSON Robert	ISL	5.800	7.725	0.3	13.225
71	144	KRISTENSEN Steffen	NOR	5.800	7.500	0.3	13.000
72	171	PAUNOVIC Milos	SRB	5.400	7.550		12.950
73	127	IZMODENOV Jevgenij	LTU	5.400	7.675	0.3	12.775

Legend:

D Panel Difficulty judges    E Panel Execution judges    Pen Penalty    Q Qualified for Vault Final    R Reserve for Vault Final

 Vault

RESULTS  
SENIORS QUALIFICATIONS FOR COMPETITION CIII & CIV

FRI 23 APR 2010 - 10:00



Rank	Bib	Name	NOC Code	Vault	D Score	E Score	Pen	Vault	Total	
1	89	NGUYEN Marcel	GER	1	6.600	9.300		15.900	<b>15.912</b>	Q
				2	6.600	9.325		15.925		
2	87	FAHRIG Matthias	GER	1	6.600	9.275		15.875	<b>15.825</b>	Q
				2	6.600	9.175		15.775		
3	62	BOTELLA PEREZ Isaac	ESP	1	6.600	9.325		15.925	<b>15.775</b>	Q
				2	6.600	9.125	0.1	15.625		
4	150	LYSZCZARZ Marek	POL	1	6.200	9.325		15.525	<b>15.762</b>	Q
				2	6.600	9.400		16.000		
5	156	KOCZI Flavius	ROU	1	7.000	9.100		16.100	<b>15.725</b>	Q
				2	6.200	9.150		15.350		
6	137	WAMMES Jeffrey	NED	1	6.600	9.275		15.875	<b>15.600</b>	Q
				2	6.200	9.125		15.325		
7	66	TUUHA Tomi	FIN	1	6.600	9.375		15.975	<b>15.575</b>	Q
				2	6.600	8.675	0.1	15.175		
8	74	RAYEPIN MOUTOUSSAMY	FRA	1	7.000	9.125		16.125	<b>15.237</b>	Q
				2	6.600	7.850	0.1	14.350		
9	28	TOEBACK Jonas	BEL	1	6.200	8.900		15.100	<b>15.075</b>	R
				2	6.200	8.850		15.050		
10	59	MORTENSEN Stefan	DEN	1	6.200	8.900		15.100	<b>14.925</b>	R
				2	5.800	8.950		14.750		
11	56	VAMMEN Helge	DEN	1	6.200	9.075		15.275	<b>14.800</b>	R
				2	5.400	8.925		14.325		
12	121	SAPRONENKO Jevgenijs	LAT	1	6.600	7.950	0.1	14.450	<b>14.675</b>	
				2	6.600	8.300		14.900		
13	17	EGERMANN Julian	AUT	1	6.200	8.050	0.1	14.150	<b>13.125</b>	
				2	4.200	8.200	0.3	12.100		
14	159	JIVAN Alin Sandu	ROU	1	6.600	9.300	0.1	15.800	<b>7.900</b>	
				2	0.000	0.000		0.000		

Legend:

D Panel Difficulty judges    E Panel Execution judges    Pen Penalty    Q Qualified for Vault Final    R Reserve for Vault Final

 Vault

RESULTS

SENIORS QUALIFICATIONS FOR COMPETITION CIII & CIV

FRI 23 APR 2010 - 10:00



Rank	Bib	Name	NOC Code	D Score	E Score	Pen	Total
1	75	CUCHERAT Yann	FRA	6.200	9.125		15.325 Q
2	71	SABOT Hamilton	FRA	6.500	8.650		15.150 Q
3	147	KIERZKOWSKI Adam	POL	6.000	9.100		15.100 Q
4	136	ZONDERLAND Epke	NED	6.100	8.900		15.000 Q
5	95	TSOLAKIDIS Vasileios	GRE	6.000	8.975		14.975 Q
6	148	KULESZA Roman	POL	6.000	8.900		14.900 Q
7	65	CARBALLO Manuel	ESP	5.800	9.050		14.850 Q
8	72	TOMMASONE Cyril	FRA	5.900	8.925		14.825
9	78	PURVIS Daniel	GBR	5.700	9.100		14.800 Q
10	151	ALMEIDA CAMPOS M.	POR	6.100	8.675		14.775 R
11	180	BOESCHENSTEIN N.	SUI	5.800	8.875		14.675 R
12	156	KOCZI Flavius	ROU	5.900	8.700		14.600 R
13	89	NGUYEN Marcel	GER	6.000	8.850	0.3	14.550
14	61	MARTINEZ Rafael	ESP	5.800	8.700		14.500
15	79	HUNTER Samuel	GBR	5.600	8.825		14.425
16	117	MORANDI Matteo	ITA	5.600	8.825		14.425
17	176	CAPELLI Claudio	SUI	5.500	8.900		14.400
18	77	KEATINGS Daniel	GBR	6.000	8.400		14.400
19	181	PIASECKY Samuel	SVK	6.000	8.375		14.375
20	64	GOMEZ FUERTES Javier	ESP	6.000	8.375		14.375
21	160	IANCU C.	ROU	5.900	8.350		14.250
22	100	HIDVEGI Vid	HUN	5.600	8.550		14.150
23	92	MARKOUSIS Dimitrios	GRE	5.500	8.600		14.100
24	88	HAMBUECHEN Fabian	GER	5.600	8.375		13.975
25	119	BUSNARI Alberto	ITA	5.300	8.575		13.875
26	177	FISCHER Lucas	SUI	6.100	7.775		13.875
27	90	SPIRIDONOV Evgenij	GER	5.600	8.125		13.725
28	118	OTTAVI Paolo	ITA	5.400	8.300		13.700
29	37	BATINKOV Aleksandar	BUL	5.700	7.975		13.675
30	51	KONECNY Martin	CZE	5.900	7.775		13.675
31	19	LEIMLEHNER Fabian	AUT	5.800	7.850		13.650
32	146	HULBOJ Kamil	POL	5.000	8.550		13.550
33	138	VAN ASSCHE Anthony	NED	4.700	8.825		13.525
34	98	CZINGLI Laszlo	HUN	4.900	8.600		13.500
35	153	PALMA SIMOES Gustavo	POR	5.200	8.300		13.500
36	56	VAMMEN Helge	DEN	5.000	8.475		13.475
37	158	BUIDOSO Ovidiu	ROU	5.700	7.750		13.450
38	28	TOEBACK Jonas	BEL	4.800	8.600		13.400
39	154	ALMEIDA Simao	POR	5.300	8.025		13.325
40	67	KUUSELA Ilkka	FIN	5.400	7.875		13.275
41	97	RACZ Attila	HUN	5.500	7.775		13.275
42	26	GENTGES Gilles	BEL	4.800	8.450		13.250
43	58	WINDFELD - HELLSTEN	DEN	4.900	8.225		13.125

RESULTS  
SENIORS QUALIFICATIONS FOR COMPETITION CIII & CIV

FRI 23 APR 2010 - 10:00



Rank	Bib	Name	NOC Code	D Score	E Score	Pen	Total
44	101	CARSON Luke	IRL	4.600	8.450		13.050
45	91	LYMPANOVNOS Christos	GRE	5.800	7.225		13.025
46	107	GUNNARSSON O.	ISL	4.900	8.075		12.975
47	170	LAMUT Andraz	SLO	4.500	8.450		12.950
48	137	WAMMES Jeffrey	NED	5.300	7.650		12.950
49	126	GUSCINAS Rokas	LTU	5.100	7.825		12.925
50	142	HANCHE-OLSEN Joachim	NOR	5.200	7.675		12.875
51	131	PALGEN Sascha	LUX	5.100	7.750		12.850
52	143	FJELD Lars Jorgen	NOR	4.300	8.450		12.750
53	52	BOLTAR Michal	CZE	4.900	7.800		12.700
54	186	SAMILOGLU Umit	TUR	4.000	8.625		12.625
55	127	IZMODENOV Jevgenij	LTU	5.000	7.925	0.3	12.625
56	20	SCHWAB Matthias	AUT	4.400	8.200		12.600
57	171	PAUNOVIC Milos	SRB	4.700	7.900		12.600
58	109	KRISTMANSSON Robert	ISL	4.600	7.975		12.575
59	144	KRISTENSEN Steffen	NOR	4.800	7.750		12.550
60	104	O'DONNELL Anthony	IRL	3.900	8.625		12.525
61	18	KRANZLMUELLER Lukas	AUT	4.800	7.700		12.500
62	41	UDE Filip	CRO	3.900	8.525		12.425
63	27	SCHROE Kristof	BEL	4.600	7.775		12.375
64	21	SHIKHALIYEV Shakir	AZE	4.700	7.625		12.325
65	187	AKKAVAK Muhammed	TUR	4.300	7.925		12.225
66	53	SMEJKAL Petr	CZE	4.700	7.525		12.225
67	103	RELLIS Geoff	IRL	4.100	8.025		12.125
68	57	PURGE Florin	DEN	4.800	7.250		12.050
69	188	SANLI Ozgur	TUR	4.000	7.950		11.950
70	122	TREFILOVS Dmitrijs	LAT	4.200	7.750		11.950
71	169	BRITOVSEK Ziga	SLO	5.000	6.900		11.900
72	70	LEINONEN Markku	FIN	4.100	7.775		11.875
73	42	MARKOVIC Tomislav	CRO	2.500	9.050		11.550
74	45	BARON Matija	CRO	3.300	8.000		11.300
75	168	KLAVORA Rok	SLO	3.600	7.525		11.125
76	69	MAEAETTAE Kalle	FIN	4.600	6.075		10.675

Legend: D Panel Difficulty judges E Panel Execution judges Pen Penalty Q Qualified for Parallel Bars Final R Reserve for Parallel Bars Final





RESULTS  
SENIORS QUALIFICATIONS FOR COMPETITION CIII & CIV

FRI 23 APR 2010 - 10:00



Rank	Bib	Name	NOC Code	D Score	E Score	Pen	Total
1	88	HAMBUECHEN Fabian	GER	7.000	8.550		15.550 Q
2	86	BOY Philipp	GER	6.900	8.475		15.375 Q
3	93	MARAS Vlasios	GRE	6.700	8.625		15.325 Q
4	166	PEGAN Aljaz	SLO	6.600	8.525		15.125 Q
5	136	ZONDERLAND Epke	NED	6.500	8.400		14.900 Q
6	75	CUCHERAT Yann	FRA	6.400	8.175		14.575 Q
7	148	KULESZA Roman	POL	6.000	8.475		14.475 Q
8	137	WAMMES Jeffrey	NED	6.200	8.250		14.450 Q
9	186	SAMILOGLU Umit	TUR	6.300	8.000		14.300 R
10	16	BALDAUF Marco	AUT	6.000	8.275		14.275 R
11	63	MUNOZ Sergio	ESP	6.000	8.250		14.250 R
12	44	MOZNIK Marijo	CRO	6.300	7.950		14.250
13	178	GISI Roman	SUI	5.800	8.425		14.225
14	19	LEIMLEHNER Fabian	AUT	5.900	8.300		14.200
15	180	BOESCHENSTEIN N.	SUI	5.800	8.350		14.150
16	177	FISCHER Lucas	SUI	6.400	7.750		14.150
17	71	SABOT Hamilton	FRA	6.300	7.750		14.050
18	79	HUNTER Samuel	GBR	6.100	7.875		13.975
19	118	OTTAVI Paolo	ITA	5.700	8.250		13.950
20	61	MARTINEZ Rafael	ESP	6.600	7.350		13.950
21	72	TOMMASONE Cyril	FRA	5.700	8.200		13.900
22	77	KEATINGS Daniel	GBR	5.700	8.150		13.850
23	120	PRINCIPI Paolo	ITA	5.700	8.075		13.775
24	65	CARBALLO Manuel	ESP	5.900	7.825		13.725
25	119	BUSNARI Alberto	ITA	5.900	7.825		13.725
26	37	BATINKOV Aleksandar	BUL	5.700	8.000		13.700
27	160	IANCU C.	ROU	5.400	8.175		13.575
28	155	LOY DA GRACA B.	POR	5.300	8.200		13.500
29	131	PALGEN Sascha	LUX	5.200	8.175		13.375
30	92	MARKOUSIS Dimitrios	GRE	5.900	7.475		13.375
31	89	NGUYEN Marcel	GER	5.800	7.525		13.325
32	91	LYMPANOVNOS Christos	GRE	5.200	8.100		13.300
33	98	CZINGLI Laszlo	HUN	5.300	8.000		13.300
34	68	KOSKINEN Jouko	FIN	5.200	8.075		13.275
35	67	KUUSELA Ilkka	FIN	4.700	8.525		13.225
36	27	SCHROE Kristof	BEL	5.200	8.000		13.200
37	149	LIS Przemyslaw	POL	5.600	7.575		13.175
38	53	SMEJKAL Petr	CZE	5.100	8.050		13.150
39	97	RACZ Attila	HUN	5.200	7.875		13.075
40	140	VAN MINDE Carlo	NED	5.400	7.675		13.075
41	141	JANSEN Espen Inge	NOR	5.000	8.050		13.050
42	126	GUSCINAS Rokas	LTU	5.100	7.950		13.050
43	80	THOMAS Kristian	GBR	5.800	7.250		13.050

RESULTS  
SENIORS QUALIFICATIONS FOR COMPETITION CIII & CIV

FRI 23 APR 2010 - 10:00



Rank	Bib	Name	NOC Code	D Score	E Score	Pen	Total
44	39	YANEV Filip	BUL	6.000	7.050		13.050
45	142	HANCHE-OLSEN Joachim	NOR	5.400	7.625		13.025
46	147	KIERZKOWSKI Adam	POL	5.000	8.000		13.000
47	157	BUCUR Adrian	ROU	5.300	7.700		13.000
48	56	VAMMEN Helge	DEN	5.100	7.750		12.850
49	181	PIASECKY Samuel	SVK	5.700	7.150		12.850
50	20	SCHWAB Matthias	AUT	4.400	8.375		12.775
51	122	TREFILOVS Dmitrijs	LAT	5.400	7.200		12.600
52	151	ALMEIDA CAMPOS M.	POR	5.700	6.875		12.575
53	109	KRISTMANNSSON Robert	ISL	4.700	7.700		12.400
54	101	CARSON Luke	IRL	4.900	7.475		12.375
55	187	AKKAVAK Muhammed	TUR	4.800	7.550		12.350
56	51	KONECNY Martin	CZE	5.900	6.400		12.300
57	69	MAEAETTAE Kalle	FIN	4.700	7.575		12.275
58	100	HIDVEGI Vid	HUN	5.000	7.275		12.275
59	28	TOEBACK Jonas	BEL	4.500	7.750		12.250
60	158	BUIDOSO Ovidiu	ROU	6.000	6.200		12.200
61	127	IZMODENOV Jevgenij	LTU	5.100	7.050		12.150
62	21	SHIKHALIYEV Shakir	AZE	4.400	7.650		12.050
63	45	BARON Matija	CRO	4.200	7.725		11.925
64	104	O'DONNELL Anthony	IRL	3.600	8.100		11.700
65	153	PALMA SIMOES Gustavo	POR	4.700	6.900		11.600
66	171	PAUNOVIC Milos	SRB	4.900	6.650		11.550
67	170	LAMUT Andraz	SLO	3.200	8.150		11.350
68	58	WINDFELD - HELLSTEN	DEN	4.100	7.250		11.350
69	52	BOLTAR Michal	CZE	4.700	6.650		11.350
70	168	KLAVORA Rok	SLO	4.300	7.025		11.325
71	26	GENTGES Gilles	BEL	5.000	6.275		11.275
72	144	KRISTENSEN Steffen	NOR	4.200	7.050		11.250
73	57	PURGE Florin	DEN	4.500	6.375		10.875
74	107	GUNNARSSON O.	ISL	4.000	5.650		9.650
75	188	SANLI Ozgur	TUR	4.600	4.850		9.450
76	42	MARKOVIC Tomislav	CRO	1.000	4.500		5.500





































Legend: D Panel Difficulty judges E Panel Execution judges Pen Penalty Q Qualified for Horizontal Bar Final R Reserve for Horizontal Bar Final



Horizontal Bar











































INDIVIDUAL JUDGES SCORES  
SENIORS QUALIFICATIONS FOR COMPETITION CIII & CIV

FRI 23 APR 2010 - 10:00

Rank	Bib	Name	NOC Code		D Score	E1	E2	E3	E4	E5	E6	E Score	Pen.	Vault 1 Vault 2	Total	Rank by App.
1	72	TOMMASONE Cyril	FRA		5.800	8.60	8.70	8.70	8.80	8.70	9.00	8.725			14.525	(16)
					6.400	8.90	8.60	9.10	8.50	8.70	8.80	8.750			15.150	(5)
					5.200	8.10	8.30	8.50	8.60	8.30	8.40	8.375			13.575	(36)
					6.200	8.70	8.50	8.70	9.00	8.90	8.80	8.775	0.1		14.875	(37)
					5.900	8.90	8.90	8.90	9.00	9.20	8.80	8.925			14.825	(8)
					5.700	8.20	8.20	8.20	8.30	8.20	8.20	8.200			13.900	(21)
<b>Total 86.850</b>																
2	79	HUNTER Samuel	GBR		6.300	8.80	8.30	8.30	8.60	8.70	8.80	8.600	0.3		14.600	(15)
					5.900	7.70	7.80	8.10	8.50	8.10	7.70	7.925			13.825	(18)
					5.300	8.80	8.60	9.00	9.00	8.80	8.60	8.800			14.100	(16)
					6.600	9.00	8.90	8.50	8.60	8.80	8.70	8.750	0.3		15.050	(34)
					5.600	8.90	8.70	8.90	8.80	8.70	8.90	8.825			14.425	(15)
					6.100	8.00	7.60	7.90	8.00	8.20	7.60	7.875			13.975	(18)
<b>Total 85.975</b>																
3	148	KULESZA Roman	POL		5.400	8.40	8.00	7.80	8.40	8.30	8.50	8.275			13.675	(35)
					4.700	7.50	8.20	7.90	7.90	7.90	8.30	7.975			12.675	(43)
					5.300	8.50	8.60	8.50	8.60	8.50	8.70	8.550			13.850	(29)
					6.200	9.10	9.00	9.10	9.10	9.10	9.20	9.100			15.300	(24)
					6.000	9.00	8.60	9.20	8.90	8.80	8.90	8.900			14.900	(6)
					6.000	8.70	8.20	8.70	8.30	8.70	8.00	8.475			14.475	(7)
<b>Total 84.875</b>																
4	118	OTTAVI Paolo	ITA		5.300	8.70	8.70	8.60	8.50	8.90	8.60	8.650			13.950	(26)
					5.200	8.70	8.80	8.20	8.30	8.20	8.40	8.400			13.600	(25)
					6.300	8.60	8.60	8.70	7.90	8.70	8.50	8.600			14.900	(4)
					5.800	8.90	8.60	8.80	8.70	8.90	9.00	8.825			14.625	(43)
					5.400	8.30	8.40	8.10	8.60	8.30	8.20	8.300			13.700	(28)
					5.700	8.20	8.30	8.00	8.40	8.50	8.10	8.250			13.950	(19)
<b>Total 84.725</b>																
5	19	LEIMLEHNER Fabian	AUT		4.900	8.00	7.50	7.40	7.70	8.00	7.30	7.650			12.550	(66)
					4.900	7.80	7.80	7.40	7.90	7.80	8.30	7.825			12.725	(42)
					5.900	7.90	8.20	8.10	8.20	8.40	8.30	8.200			14.100	(17)
					6.200	9.20	9.10	9.00	9.20	9.10	9.10	9.125	0.1		15.225	(28)
					5.800	8.10	7.60	8.00	8.00	7.80	7.60	7.850			13.650	(31)
					5.900	7.80	8.20	8.10	8.70	8.50	8.40	8.300			14.200	(14)
<b>Total 82.450</b>																
6	92	MARKOUSIS Dimitrios	GRE		6.200	8.50	8.90	8.30	8.70	8.40	8.30	8.475			14.675	(11)
					4.300	6.90	7.10	7.10	7.40	6.80	7.20	7.075			11.375	(63)
					5.700	8.50	8.30	8.20	7.90	8.60	8.50	8.375			14.075	(18)
					5.600	9.00	8.90	9.20	9.20	9.10	9.20	9.125	0.1		14.625	(42)
					5.500	8.50	8.60	8.40	8.70	8.80	8.60	8.600			14.100	(23)
					5.900	7.40	7.70	7.50	7.50	7.50	7.40	7.475			13.375	(30)
<b>Total 82.225</b>																





































INDIVIDUAL JUDGES SCORES  
SENIORS QUALIFICATIONS FOR COMPETITION CIII & CIV

FRI 23 APR 2010 - 10:00

Rank	Bib	Name	NOC Code		D Score	E1	E2	E3	E4	E5	E6	E Score	Pen.	Vault 1 Vault 2	Total	Rank by App.
7	56	VAMMEN Helge	DEN		5.200	8.40	8.50	8.50	8.80	8.60	8.60	8.550			13.750	(32)
					5.300	8.30	8.40	8.20	8.40	8.50	8.20	8.325			13.625	(24)
					4.800	8.50	8.30	8.70	9.00	8.30	8.30	8.450			13.250	(45)
					6.20	8.90	9.10	8.90	9.20	9.10	9.20	9.075		15.275	15.275	(26)
					5.40	9.00	9.00	8.80	9.00	8.90	8.70	8.925		14.325		
					5.000	8.40	8.30	8.50	8.60	8.60	8.40	8.475			13.475	(36)
					5.100	7.70	7.70	7.70	7.90	7.50	8.00	7.750			12.850	(48)
<b>Total</b>	<b>82.225</b>															
8	131	PALGEN Sascha	LUX		6.200	7.90	8.10	7.40	7.60	7.50	7.30	7.600	0.5		13.300	(50)
					5.600	8.30	8.00	7.60	8.50	7.90	8.20	8.100			13.700	(22)
					5.400	7.50	8.00	8.20	8.20	7.90	7.80	7.975			13.375	(41)
					6.200	9.10	9.20	9.20	9.20	9.20	9.40	9.200			15.400	(22)
					5.100	7.30	7.70	8.10	7.90	7.20	8.20	7.750			12.850	(51)
					5.200	7.80	7.80	8.20	8.40	8.40	8.30	8.175			13.375	(29)
																
<b>Total</b>	<b>82.000</b>															
9	91	LYMPANOVNOS Christos	GRE		5.400	8.50	8.70	8.50	8.50	8.10	8.60	8.525	0.1		13.825	(30)
					5.300	8.40	7.70	7.80	7.60	7.60	8.20	7.825			13.125	(34)
					5.600	7.90	7.90	7.90	8.00	8.30	8.20	8.000			13.600	(35)
					6.200	8.80	8.70	8.60	8.80	8.90	8.60	8.725	0.1		14.825	(38)
					5.800	7.40	7.30	6.80	7.40	6.80	7.50	7.225			13.025	(45)
					5.200	7.90	8.10	8.20	8.10	8.00	8.20	8.100			13.300	(32)
																
<b>Total</b>	<b>81.700</b>															
10	153	PALMA SIMOES Gustavo	POR		5.600	8.40	8.50	8.10	8.30	8.10	8.40	8.300			13.900	(28)
					5.800	7.20	7.40	7.10	7.40	7.90	6.90	7.275			13.075	(37)
					6.300	7.30	7.70	8.20	7.40	7.70	7.80	7.650			13.950	(23)
					5.800	9.20	9.10	8.80	9.10	8.70	9.00	9.000			14.800	(40)
					5.200	8.20	8.40	8.40	8.30	7.50	8.30	8.300			13.500	(35)
					4.700	6.50	7.40	6.40	6.90	7.00	7.20	6.900			11.600	(65)
																
<b>Total</b>	<b>80.825</b>															
11	126	GUSCINAS Rokas	LTU		4.800	8.20	8.10	8.40	8.40	8.50	8.10	8.275			13.075	(55)
					4.500	7.30	7.30	7.00	7.30	7.10	6.90	7.175			11.675	(60)
					5.600	7.90	7.70	7.70	7.90	8.00	7.80	7.825			13.425	(39)
					5.800	9.10	9.10	9.10	9.10	9.00	8.80	9.075			14.875	(36)
					5.100	7.70	8.10	8.30	7.90	7.40	7.60	7.825			12.925	(49)
					5.100	7.50	7.80	8.10	8.20	7.80	8.10	7.950			13.050	(42)
																
<b>Total</b>	<b>79.025</b>															
12	122	TREFILOVS Dmitrijs	LAT		5.100	8.20	8.30	8.20	8.20	8.30	8.30	8.250			13.350	(44)
					5.600	8.00	7.90	7.50	8.30	7.90	8.10	7.975	0.3		13.275	(33)
					4.500	8.30	8.10	8.20	8.40	8.30	8.00	8.225			12.725	(53)
					5.800	9.10	8.50	8.60	8.40	8.60	8.80	8.625			14.425	(51)
					4.200	8.00	7.60	7.90	7.60	7.90	7.60	7.750			11.950	(70)
					5.400	6.90	7.50	6.90	7.40	7.10	7.40	7.200			12.600	(51)
																
<b>Total</b>	<b>78.325</b>															




































INDIVIDUAL JUDGES SCORES  
SENIORS QUALIFICATIONS FOR COMPETITION CIII & CIV

FRI 23 APR 2010 - 10:00

Rank	Bib	Name	NOC Code		D Score	E1	E2	E3	E4	E5	E6	E Score	Pen.	Vault 1 Vault 2	Total	Rank by App.
13	186	SAMILOGLU Umit	TUR		4.900	8.40	8.70	7.90	8.60	8.70	9.00	8.600			13.500	(39)
					4.700	6.00	6.90	7.20	6.60	7.30	6.60	6.825			11.525	(62)
					3.800	8.70	8.90	9.00	8.90	8.70	8.80	8.825			12.625	(56)
					6.200	7.70	7.50	7.50	7.50	7.60	7.90	7.575	0.3		13.475	(67)
					4.000	8.60	8.60	8.60	8.50	8.70	8.90	8.625			12.625	(54)
					6.300	7.50	8.00	7.50	8.10	8.40	8.50	8.000			14.300	(9)
				<b>Total 78.050</b>												
14	52	BOLTAR Michal	CZE		5.400	8.20	8.40	8.60	8.30	8.00	8.10	8.250	0.1		13.550	(38)
					4.900	7.70	7.70	7.90	8.00	8.10	7.90	7.875			12.775	(41)
					4.700	8.10	8.30	8.40	8.70	8.30	8.10	8.275			12.975	(51)
					5.800	9.10	8.70	8.80	8.80	8.90	8.70	8.800			14.600	(44)
					4.900	7.80	7.80	7.60	8.00	7.50	8.10	7.800			12.700	(53)
					4.700	6.50	6.90	6.60	6.60	7.20	6.30	6.650			11.350	(69)
				<b>Total 77.950</b>												
15	53	SMEJKAL Petr	CZE		4.300	8.30	8.50	8.30	8.60	8.20	8.00	8.325	0.3		12.325	(71)
					4.600	7.70	7.60	7.80	8.30	7.90	8.30	7.925			12.525	(46)
					5.000	8.00	8.00	8.10	8.10	8.00	8.00	8.025			13.025	(49)
					6.200	8.20	7.90	7.90	8.20	8.00	8.20	8.075			14.275	(57)
					4.700	8.00	7.00	8.20	7.60	7.30	7.20	7.525			12.225	(66)
					5.100	8.00	8.20	8.30	8.10	7.80	7.90	8.050			13.150	(38)
				<b>Total 77.525</b>												
16	101	CARSON Luke	IRL		5.100	8.10	8.20	7.90	7.60	8.20	7.30	7.950	0.1		12.950	(57)
					4.900	6.10	7.30	7.20	6.80	6.70	6.70	6.850			11.750	(59)
					4.000	7.90	8.10	8.20	7.90	8.30	7.80	8.025			12.025	(65)
					5.400	9.00	8.80	9.20	9.00	9.30	9.20	9.100			14.500	(47)
					4.600	8.30	8.50	8.60	8.60	8.40	8.10	8.450			13.050	(44)
					4.900	7.40	7.60	7.70	7.50	7.40	7.20	7.475			12.375	(54)
				<b>Total 76.650</b>												
17	127	IZMODENOV Jevgenij	LTU		5.300	8.30	8.60	8.40	8.00	8.50	8.30	8.375			13.675	(34)
					5.200	6.40	6.10	6.50	6.80	6.40	6.60	6.475			11.675	(61)
					5.000	7.30	8.20	7.80	7.90	8.10	8.30	8.000			13.000	(50)
					5.400	7.60	7.60	7.70	7.70	7.80	7.70	7.675	0.3		12.775	(73)
					5.000	7.90	8.00	8.20	7.70	7.50	8.10	7.925	0.3		12.625	(55)
					5.100	7.00	7.20	7.30	7.00	7.00	6.90	7.050			12.150	(61)
				<b>Total 75.900</b>												
18	20	SCHWAB Matthias	AUT		5.000	8.10	8.30	8.40	8.30	8.40	8.10	8.275			13.275	(51)
					3.500	5.90	6.70	7.00	6.80	7.20	7.10	6.900			10.400	(68)
					4.000	7.90	8.30	8.40	8.10	8.10	8.50	8.225			12.225	(62)
					5.400	9.00	9.10	9.10	9.20	9.10	9.00	9.075			14.475	(48)
					4.400	8.20	8.00	8.50	8.20	8.30	8.10	8.200			12.600	(56)
					4.400	8.00	8.30	8.70	8.40	8.30	8.50	8.375			12.775	(50)
				<b>Total 75.750</b>												







































INDIVIDUAL JUDGES SCORES  
SENIORS QUALIFICATIONS FOR COMPETITION CIII & CIV

FRI 23 APR 2010 - 10:00

Rank	Bib	Name	NOC Code		D Score	E1	E2	E3	E4	E5	E6	E Score	Pen.	Vault 1 Vault 2	Total	Rank by App.		
19	21	SHIKHALIYEV Shakir	AZE		5.400	8.20	8.30	7.90	8.10	8.30	8.20	8.200			13.600	(36)		
					3.200	7.10	6.60	7.10	7.20	6.70	6.50	6.875			10.075	(69)		
					4.000	8.00	8.10	8.10	7.70	8.00	7.70	7.950			11.950	(67)		
				<b>Total 75.225</b>														
					6.200	9.20	9.10	9.00	9.00	9.00	9.00	9.025					15.225	(29)
					4.700	8.10	8.00	7.30	7.50	6.90	7.70	7.625					12.325	(64)
					4.400	7.30	7.90	7.10	7.90	7.50	8.00	7.650			12.050	(62)		
20	156	KOCZI Flavius	ROU		6.200	8.80	8.80	8.70	8.60	8.60	8.40	8.675	0.1		14.775	(8)		
					6.400	8.70	9.00	8.50	8.70	9.00	8.70	8.775			15.175	(4)		
					5.900	8.70	8.70	8.30	8.30	8.40	8.60	8.500			14.400	(11)		
				<b>Total 75.050</b>														
					7.00	9.20	9.10	9.10	9.00	8.90	9.40	9.100					16.100	(2)
					6.20	9.00	9.40	8.90	9.10	9.20	9.30	9.150					15.350	(12)
					5.900	9.00	8.60	8.60	8.90	8.00	8.70	8.700			14.600	(12)		
21	109	KRISTMANNSSON Robert	ISL		5.100	8.20	8.40	8.40	8.50	8.20	8.20	8.300	0.1		13.300	(49)		
					5.200	6.80	7.00	7.30	7.00	7.30	7.30	7.150			12.350	(48)		
					3.900	6.70	7.00	7.10	6.90	7.30	6.90	6.975			10.875	(73)		
				<b>Total 74.725</b>														
					5.800	7.80	7.60	7.70	7.70	7.70	7.90	7.725	0.3				13.225	(70)
					4.600	7.60	8.00	7.70	8.20	8.10	8.10	7.975					12.575	(58)
					4.700	7.50	7.90	7.70	7.60	7.70	7.80	7.700			12.400	(53)		
22	88	HAMBUECHEN Fabian	GER		6.200	8.80	9.10	9.00	9.00	9.00	9.00	9.000	0.1		15.100	(5)		
					5.900	8.50	9.00	8.60	7.80	8.80	8.70	8.650			14.550	(8)		
					6.200	9.20	9.30	9.20	9.40	9.30	9.60	9.300			15.500	(18)		
				<b>Total 74.675</b>														
					5.600	8.10	8.20	8.70	8.50	8.50	8.30	8.375					13.975	(24)
					7.000	8.50	8.60	8.40	8.70	8.70	8.20	8.550					15.550	(1)
23	45	BARON Matija	CRO		4.900	7.10	7.20	7.50	7.60	7.50	7.50	7.425			12.325	(72)		
					4.800	8.30	8.40	8.40	8.60	8.70	8.50	8.475			13.275	(32)		
					3.400	7.30	7.90	7.40	7.30	8.00	7.50	7.525			10.925	(72)		
				<b>Total 74.125</b>														
					5.400	9.00	8.80	8.90	9.00	9.00	9.30	8.975					14.375	(53)
					3.300	7.90	7.90	8.40	7.70	8.20	8.00	8.000					11.300	(74)
					4.200	7.10	7.50	7.90	7.70	7.80	7.90	7.725			11.925	(63)		
24	107	GUNNARSSON O.	ISL		4.900	8.30	8.20	8.10	8.30	7.90	7.90	8.125			13.025	(56)		
					4.300	7.90	7.90	7.40	7.50	7.20	8.00	7.675			11.975	(57)		
					3.600	8.10	8.30	8.80	8.40	8.60	8.20	8.375			11.975	(66)		
				<b>Total 73.950</b>														
					5.400	8.90	8.90	8.90	9.10	8.90	9.20	8.950					14.350	(54)
					4.900	8.20	8.10	8.30	8.10	7.90	7.70	8.075					12.975	(46)
					4.000	5.10	5.50	6.40	5.10	5.80	6.20	5.650			9.650	(74)		





































INDIVIDUAL JUDGES SCORES  
SENIORS QUALIFICATIONS FOR COMPETITION CIII & CIV

FRI 23 APR 2010 - 10:00

Rank	Bib	Name	NOC Code		D Score	E1	E2	E3	E4	E5	E6	E Score	Pen.	Vault 1 Vault 2	Total	Rank by App.			
25	89	NGUYEN Marcel	GER		6.500	9.00	8.80	8.40	8.60	8.80	8.70	8.725			15.225	(2)			
																			
					6.200	8.40	8.30	8.60	8.20	8.50	8.30	8.375					14.575	(7)	
					6.60	9.40	9.40	9.30	9.10	9.20	9.30	9.300		15.900			15.900	(5)	
					6.60	9.50	9.20	8.90	9.30	9.40	9.40	9.325		15.925					
					6.000	8.80	8.60	8.90	9.20	9.00	8.70	8.850	0.3				14.550	(13)	
					5.800	7.90	7.40	7.60	7.70	7.40	7.10	7.525			13.325	(31)			
<b>Total 73.575</b>																			
26	168	KLAVORA Rok	SLO		5.800	8.20	8.10	8.30	8.40	7.90	8.50	8.250	0.1		13.950	(27)			
					4.100	6.20	6.30	6.30	7.00	6.40	7.00	6.500				10.600	(67)		
					4.100	6.50	7.70	7.50	7.30	7.90	7.30	7.450					11.550	(69)	
					5.400	8.80	9.00	9.00	9.20	9.10	9.10	9.050					14.450	(49)	
					3.600	7.10	7.60	7.70	7.90	7.30	7.50	7.525					11.125	(75)	
					4.300	7.40	7.00	6.60	6.90	6.80	7.50	7.025					11.325	(70)	
<b>Total 73.000</b>																			
27	171	PAUNOVIC Milos	SRB		4.600	8.30	8.50	8.30	8.30	8.20	7.90	8.275			12.875	(60)			
					3.600	5.50	5.40	5.90	5.70	6.40	6.20	5.825				9.425	(71)		
					5.400	8.10	8.00	7.90	7.80	8.10	8.40	8.025					13.425	(38)	
					5.400	7.50	7.40	7.60	7.50	7.60	7.90	7.550					12.950	(72)	
					4.700	7.80	8.10	7.30	8.10	8.30	7.60	7.900					12.600	(57)	
					4.900	6.50	6.80	6.20	6.90	6.50	6.80	6.650					11.550	(66)	
<b>Total 72.825</b>																			
28	71	SABOT Hamilton	FRA		5.600	8.40	8.70	8.80	8.30	8.60	9.00	8.625			14.225	(18)			
					5.700	7.70	8.40	8.10	8.10	8.40	8.30	8.225				13.925	(16)		
					5.500	8.60	8.10	8.60	8.50	8.30	8.60	8.500					14.000	(19)	
					6.500	8.80	8.60	8.50	9.00	8.50	8.70	8.650					15.150	(2)	
					6.300	7.50	7.60	7.80	7.90	8.30	7.70	7.750					14.050	(17)	
																			
<b>Total 71.350</b>																			
29	137	WAMMES Jeffrey	NED		6.200	8.60	8.50	8.50	8.40	8.70	8.70	8.575	0.1		14.675	(10)			
																			
					5.300	7.30	7.70	7.20	7.30	7.80	7.10	7.375					12.675	(55)	
					6.60	9.40	9.10	9.20	9.20	9.30	9.40	9.275		15.875			15.875	(7)	
					6.20	9.10	9.00	9.40	9.10	9.20	9.10	9.125		15.325					
					5.300	7.40	7.80	7.50	8.00	7.50	7.80	7.650					12.950	(48)	
					6.200	8.30	8.20	8.20	8.30	7.70	8.30	8.250			14.450	(8)			
<b>Total 70.625</b>																			
30	188	SANLI Ozgur	TUR		4.800	7.20	6.80	6.20	7.40	6.50	6.90	6.850			11.650	(74)			
					4.300	8.40	8.20	7.70	7.80	8.20	7.90	8.025				12.325	(49)		
					4.000	7.40	7.60	7.30	7.50	8.00	7.20	7.450					11.450	(70)	
					4.600	9.20	9.00	9.10	9.00	9.00	9.00	9.025					13.625	(66)	
					4.000	7.80	8.60	7.90	8.00	6.90	8.10	7.950					11.950	(69)	
					4.600	5.00	4.50	4.60	4.80	5.00	6.40	4.850					9.450	(75)	
<b>Total 70.450</b>																			

INDIVIDUAL JUDGES SCORES  
SENIORS QUALIFICATIONS FOR COMPETITION CIII & CIV

FRI 23 APR 2010 - 10:00

Rank	Bib	Name	NOC Code		D Score	E1	E2	E3	E4	E5	E6	E Score	Pen.	Vault 1 Vault 2	Total	Rank by App.
31	187	AKKAVAK Muhammed	TUR		5.100	8.00	8.10	7.80	8.10	8.30	7.90	8.025			13.125	(54)
					4.200	4.30	5.30	4.70	3.20	5.50	5.10	4.850			9.050	(72)
					3.700	4.20	6.20	6.10	5.90	5.90	5.50	5.850			9.550	(76)
					6.200	7.80	7.60	7.90	7.60	7.70	7.90	7.750	0.3		13.650	(65)
					4.300	8.00	7.90	8.00	7.90	7.20	7.90	7.925			12.225	(65)
					4.800	7.20	7.60	8.00	7.50	7.60	7.50	7.550			12.350	(55)
<b>Total 69.950</b>																
32	178	GISI Roman	SUI		5.500	8.70	8.80	8.70	8.50	8.90	8.40	8.675			14.175	(19)
					5.800	6.10	6.30	6.80	6.80	6.50	6.40	6.500			12.300	(50)
					5.700	7.80	8.00	8.30	7.90	8.30	8.00	8.050			13.750	(31)
					6.200	9.30	9.30	9.00	9.30	9.30	9.50	9.300			15.500	(19)
					5.800	8.20	8.20	8.40	8.60	8.80	8.50	8.425			14.225	(13)
					5.800	8.20	8.20	8.40	8.60	8.80	8.50	8.425			14.225	(13)
<b>Total 69.950</b>																
33	98	CZINGLI Laszlo	HUN		5.800	8.50	8.20	8.10	8.40	8.20	7.60	8.225			14.025	(24)
					5.500	8.30	8.20	8.00	7.90	8.20	8.50	8.175			13.675	(33)
					6.200	9.00	8.80	8.90	9.30	9.10	9.30	9.075			15.275	(25)
					4.900	8.70	8.40	8.50	8.80	8.80	8.30	8.600			13.500	(34)
					5.300	8.10	7.90	8.10	8.20	7.60	7.90	8.000			13.300	(33)
					5.300	8.10	7.90	8.10	8.20	7.60	7.90	8.000			13.300	(33)
<b>Total 69.775</b>																
34	120	PRINCIPI Paolo	ITA		5.900	8.00	8.30	8.10	8.00	8.10	7.60	8.050	0.1		13.850	(29)
					5.200	8.30	8.00	8.40	8.50	8.10	8.30	8.275			13.475	(29)
					4.800	8.60	8.20	8.30	8.80	8.60	8.30	8.450			13.250	(46)
					6.200	8.80	8.80	8.60	8.70	8.60	8.80	8.725			14.925	(35)
					5.700	8.10	8.20	7.90	8.00	8.00	8.30	8.075			13.775	(23)
					5.700	8.10	8.20	7.90	8.00	8.00	8.30	8.075			13.775	(23)
<b>Total 69.275</b>																
35	100	HIDVEGI Vid	HUN		5.100	8.10	8.50	8.20	8.20	8.00	8.60	8.250			13.350	(43)
					6.200	8.40	8.50	8.20	8.60	8.50	8.30	8.425			14.625	(8)
					5.200	8.50	8.50	8.50	7.80	8.30	8.40	8.425			13.625	(34)
					5.600	8.40	8.70	8.90	9.00	8.00	8.20	8.550			14.150	(22)
					5.000	7.10	7.40	7.10	7.40	7.70	7.20	7.275			12.275	(58)
					5.000	7.10	7.40	7.10	7.40	7.70	7.20	7.275			12.275	(58)
<b>Total 68.025</b>																
36	27	SCHROE Kristof	BEL		4.800	7.80	8.40	8.70	8.70	8.30	8.70	8.525			13.325	(46)
					5.200	7.80	8.30	7.90	8.70	8.30	8.20	8.175			13.375	(31)
					5.400	8.90	8.90	9.00	9.00	8.90	9.00	8.950			14.350	(55)
					4.600	7.70	7.60	7.80	8.00	8.00	7.30	7.775			12.375	(63)
					5.200	8.00	8.00	8.10	8.40	7.70	7.90	8.000			13.200	(36)
					5.200	8.00	8.00	8.10	8.40	7.70	7.90	8.000			13.200	(36)
<b>Total 66.625</b>																







































INDIVIDUAL JUDGES SCORES  
SENIORS QUALIFICATIONS FOR COMPETITION CIII & CIV

FRI 23 APR 2010 - 10:00

Rank	Bib	Name	NOC Code		D Score	E1	E2	E3	E4	E5	E6	E Score	Pen.	Vault 1 Vault 2	Total	Rank by App.	
37	169	BRITOVSEK Ziga	SLO		4.900	8.00	8.00	7.70	8.10	7.90	7.70	7.900	0.3	12.500	(67)		
					5.700	7.60	8.30	8.00	7.70	7.60	8.40	7.900				13.600	(26)
					4.800	9.10	8.30	8.60	8.60	8.60	8.50	8.575					
				<b>Total 65.675</b>		5.400	9.00	8.90	9.00	9.10	9.10	8.90	9.000	0.1	14.300	(56)	
					5.000	7.10	7.00	6.90	6.10	7.00	6.70	6.900	11.900				(71)
38	26	GENTGES Gilles	BEL		5.000	8.20	8.50	8.40	8.40	8.70	8.00	8.375		13.375	(42)		
					5.000	7.60	8.60	8.70	7.50	8.40	8.60	8.300				13.300	(43)
					5.400	8.90	8.60	8.80	8.80	8.80	9.30	8.825					
				<b>Total 65.425</b>		4.800	8.40	8.30	8.50	8.30	8.90	8.60	8.450	13.250	(42)		
					5.000	5.40	6.50	6.30	6.00	6.50	6.30	6.275	11.275			(71)	
39	28	TOEBACK Jonas	BEL		5.100	7.60	7.20	7.30	7.20	7.10	7.60	7.325		12.425	(69)		
					4.800	7.50	8.20	7.20	7.60	6.90	7.50	7.450				12.250	(61)
					6.20	8.80	9.10	8.80	8.80	8.90	9.30	8.900					
				<b>Total 65.425</b>		6.20	8.80	8.80	9.20	9.00	8.80	8.80	8.850	15.050			
					4.800	8.90	8.50	8.40	8.70	8.60	8.60	8.600	13.400				(38)
					4.500	8.00	7.70	7.90	8.00	7.40	7.40	7.750		12.250	(59)		
40	142	HANCHE-OLSEN Joachim	NOR		4.300	7.90	7.90	7.60	8.30	7.40	7.90	7.825		12.125	(51)		
					3.900	8.30	8.00	8.50	8.20	8.10	7.90	8.150				12.050	(63)
					6.200	8.50	8.90	8.70	9.10	8.80	9.00	8.850					
				<b>Total 65.125</b>		5.200	7.50	7.70	7.60	7.90	8.20	7.50	7.675	12.875	(50)		
					5.400	7.60	7.80	7.60	7.90	7.30	7.50	7.625	13.025			(45)	
41	51	KONECNY Martin	CZE		5.400	8.10	8.30	7.90	8.40	7.80	8.40	8.175		13.575	(37)		
					5.000	8.40	8.50	8.60	8.60	8.50	8.50	8.525				13.525	(27)
					4.300	7.30	7.40	7.20	7.00	7.60	7.80	7.375					
				<b>Total 64.750</b>		5.900	8.00	7.80	7.70	7.80	7.40	7.80	7.775	13.675	(30)		
					5.900	6.40	6.00	6.80	6.60	5.90	6.60	6.400	12.300			(56)	
42	143	FJELD Lars Jorgen	NOR		5.400	7.50	7.40	7.60	7.70	7.20	7.60	7.525		12.925	(58)		
					4.400	6.30	6.20	6.50	6.80	6.50	7.00	6.525				10.925	(66)
					4.900	7.70	8.10	7.90	7.70	8.10	8.30	7.950					
				<b>Total 64.225</b>		5.800	9.10	9.30	9.00	8.90	8.90	8.90	8.975	14.775	(41)		
					4.300	8.20	8.30	8.70	8.30	8.80	8.50	8.450	12.750			(52)	































INDIVIDUAL JUDGES SCORES  
SENIORS QUALIFICATIONS FOR COMPETITION CIII & CIV

FRI 23 APR 2010 - 10:00

Rank	Bib	Name	NOC Code		D Score	E1	E2	E3	E4	E5	E6	E Score	Pen.	Vault 1 Vault 2	Total	Rank by App.		
43	70	LEINONEN Markku	FIN		4.800	7.90	8.00	8.10	7.60	7.70	7.80	7.850			12.650	(64)		
					4.200	6.70	6.70	7.00	7.10	6.80	6.80	6.825			11.025	(65)		
					5.500	8.70	8.10	8.60	7.90	8.60	8.30	8.400			13.900	(26)		
					5.400	8.70	8.60	8.80	8.70	8.60	8.60	8.650			14.050	(61)		
					4.100	7.90	7.70	8.00	7.90	7.60	7.50	7.775			11.875	(72)		
																		
<b>Total 63.500</b>																		
44	58	WINDFELD - HELLSTEN	DEN		5.100	8.20	8.10	8.30	8.20	8.30	8.20	8.225			13.325	(47)		
					4.000	7.10	7.40	7.00	7.10	7.60	6.10	7.150			11.150	(64)		
					5.800	8.00	7.60	7.80	7.70	7.50	7.90	7.750	0.1		13.450	(68)		
					4.900	8.20	8.20	8.70	8.30	8.20	8.20	8.225			13.125	(43)		
					4.100	7.30	7.50	7.80	7.00	7.20	6.70	7.250			11.350	(68)		
																		
<b>Total 62.400</b>																		
45	170	LAMUT Andraz	SLO		5.200	7.90	7.60	7.90	7.90	8.00	7.30	7.825	0.3		12.725	(62)		
																		
					2.100	8.50	8.50	8.10	9.20	8.80	9.00	8.700			10.800	(74)		
					5.400	8.90	8.80	8.60	8.90	8.90	8.90	8.875	0.3		13.975	(62)		
					4.500	8.40	8.30	8.50	8.40	8.90	8.50	8.450			12.950	(47)		
					3.200	8.00	8.00	8.40	8.20	7.90	8.60	8.150			11.350	(67)		
<b>Total 61.800</b>																		
46	180	BOESCHENSTEIN N.	SUI															
																		
					5.800	9.00	8.50	9.20	8.80	8.60	8.90	8.825			14.625	(6)		
					6.600	9.40	9.30	9.40	9.20	9.10	9.00	9.250			15.850	(8)		
					5.800	8.60	8.90	8.90	8.90	8.80	9.00	8.875			14.675	(11)		
					5.800	8.30	8.30	8.40	8.40	8.30	8.40	8.350			14.150	(15)		
<b>Total 59.300</b>																		
47	77	KEATINGS Daniel	GBR		6.600	8.90	8.60	9.00	8.90	8.70	8.50	8.775			15.375	(2)		
																		
					6.200	9.20	9.30	9.40	9.50	9.40	9.60	9.400			15.600	(14)		
					6.000	8.60	8.30	8.40	8.40	8.40	8.40	8.400			14.400	(18)		
					5.700	8.40	8.00	8.00	8.30	8.20	8.10	8.150			13.850	(22)		
																		
<b>Total 59.225</b>																		
48	117	MORANDI Matteo	ITA		5.200	8.40	8.30	8.70	8.80	8.50	8.50	8.525			13.725	(33)		
																		
					6.700	8.50	8.80	8.30	7.90	8.60	8.40	8.450			15.150	(2)		
					6.600	9.00	8.80	9.00	8.70	9.00	9.10	8.950			15.550	(16)		
					5.600	9.00	8.80	8.90	8.60	8.80	8.80	8.825			14.425	(16)		
																		
<b>Total 58.850</b>																		

































INDIVIDUAL JUDGES SCORES  
SENIORS QUALIFICATIONS FOR COMPETITION CIII & CIV

FRI 23 APR 2010 - 10:00

Rank	Bib	Name	NOC Code		D Score	E1	E2	E3	E4	E5	E6	E Score	Pen.	Vault 1 Vault 2	Total	Rank by App.			
49	64	GOMEZ FUERTES Javier	ESP		6.100	8.40	8.60	8.60	8.30	8.60	8.80	8.550			14.650	(13)			
					5.700	8.40	8.30	8.50	8.40	8.70	8.50	8.450			14.150	(15)			
					6.600	9.10	8.80	9.20	9.00	9.00	9.20	9.075	0.1		15.575	(15)			
					6.000	8.00	8.40	8.40	8.40	8.30	8.80	8.375			14.375	(20)			
																			
<b>Total 58.750</b>																			
50	78	PURVIS Daniel	GBR		6.400	9.00	8.80	8.60	8.70	8.80	8.90	8.800			15.200	(3)			
					5.700	7.20	7.20	7.70	7.00	7.40	7.80	7.375			13.075	(48)			
					6.200	9.50	9.40	9.40	9.30	9.50	9.60	9.450			15.650	(11)			
					5.700	9.00	9.10	9.00	9.20	9.30	9.10	9.100			14.800	(9)			
																			
<b>Total 58.725</b>																			
51	61	MARTINEZ Rafael	ESP		6.400	8.30	8.00	8.30	8.40	8.70	8.70	8.425			14.825	(7)			
					5.700	8.10	8.50	7.80	8.80	8.20	8.50	8.325			14.025	(14)			
																			
					5.800	8.80	8.70	8.60	8.80	8.70	8.60	8.700			14.500	(14)			
					6.600	7.20	7.60	7.40	7.10	7.50	7.30	7.350			13.950	(20)			
<b>Total 57.300</b>																			
52	63	MUNOZ Sergio	ESP		5.800	7.00	7.20	7.00	6.60	7.10	7.10	7.050			12.850	(40)			
					5.900	8.00	8.50	8.50	8.70	9.00	8.60	8.575			14.475	(10)			
					6.600	9.20	9.10	9.20	9.00	9.10	9.00	9.100			15.700	(10)			
					6.000	8.30	8.20	8.10	8.70	8.40	8.00	8.250			14.250	(11)			
																			
<b>Total 57.275</b>																			
53	176	CAPELLI Claudio	SUI		6.100	7.80	7.30	7.20	7.80	7.80	7.20	7.525	0.4		13.225	(52)			
					5.900	8.30	8.00	7.60	8.40	7.70	7.60	7.900			13.800	(19)			
																			
					6.200	8.80	9.00	9.00	9.10	9.10	9.20	9.050			15.250	(27)			
					5.500	8.80	8.90	8.80	8.90	9.10	9.00	8.900			14.400	(17)			
<b>Total 56.675</b>																			
54	65	CARBALLO Manuel	ESP		5.100	8.50	8.50	8.00	8.70	8.50	8.80	8.550			13.650	(23)			
					6.000	8.40	8.60	8.30	7.90	8.40	8.20	8.325			14.325	(12)			
																			
					5.800	9.10	8.90	9.10	9.20	8.80	9.10	9.050			14.850	(7)			
					5.900	7.50	7.90	7.80	8.10	7.70	7.90	7.825			13.725	(24)			
<b>Total 56.550</b>																			































INDIVIDUAL JUDGES SCORES  
SENIORS QUALIFICATIONS FOR COMPETITION CIII & CIV

FRI 23 APR 2010 - 10:00

Rank	Bib	Name	NOC Code		D Score	E1	E2	E3	E4	E5	E6	E Score	Pen.	Vault 1 Vault 2	Total	Rank by App.			
55	97	RACZ Attila	HUN																
																			
					5.700	8.90	8.50	8.90	9.00	8.80	8.60	8.800					14.500	(9)	
					6.600	9.00	8.70	8.50	9.10	8.90	8.70	8.825					15.425	(21)	
					5.500	7.80	7.70	7.20	8.10	7.80	7.80	7.775					13.275	(41)	
		<b>Total 56.275</b>			5.200	7.80	7.60	8.30	8.00	7.70	8.00	7.875			13.075	(39)			
56	158	BUIDOSO Ovidiu	ROU																
					5.800	8.20	8.40	8.40	8.60	8.70	8.70	8.525				14.325	(10)		
					6.200	9.40	9.50	9.30	9.40	9.40	9.50	9.425					15.625	(12)	
					5.700	7.70	7.60	8.10	7.90	6.80	7.80	7.750					13.450	(37)	
					6.000	5.60	6.50	6.10	6.00	6.20	6.60	6.200					12.200	(60)	
		<b>Total 55.600</b>																	
57	157	BUCUR Adrian	ROU		5.800	9.00	8.80	8.80	8.90	8.60	9.00	8.875			14.675	(9)			
					5.400	8.50	8.10	8.50	8.70	8.20	8.20	8.350				13.750	(20)		
					6.300	7.10	7.70	7.80	7.90	7.60	7.60	7.675					13.975	(21)	
																			
					5.300	7.70	7.80	7.70	7.90	7.60	7.50	7.700					13.000	(47)	
		<b>Total 55.400</b>																	
58	151	ALMEIDA CAMPOS M.	POR		5.500	8.60	8.40	8.10	8.20	8.40	8.50	8.375			13.875	(17)			
					5.800	8.50	8.30	8.10	7.90	8.40	8.00	8.200				14.000	(20)		
																			
					6.100	9.10	8.60	9.00	8.80	8.30	8.20	8.675					14.775	(10)	
					5.700	7.00	6.90	6.70	7.30	6.80	6.80	6.875					12.575	(52)	
		<b>Total 55.225</b>																	
59	150	LYSZCZARZ Marek	POL		5.100	7.90	8.40	8.50	8.70	8.50	8.10	8.375			13.475	(41)			
					4.700	7.90	7.60	7.60	7.90	8.10	8.10	7.875				12.575	(45)		
					4.900	8.10	8.50	8.10	8.00	8.50	8.20	8.225					13.125	(47)	
					6.20	9.20	9.50	9.20	9.30	9.40	9.40	9.325		15.525	15.525	(17)			
					6.60	9.50	9.40	9.50	9.20	9.30	9.40	9.400		16.000					
																			
		<b>Total 54.700</b>																	
60	139	DEURLOO Bart	NED		6.000	8.00	8.20	8.70	8.50	8.10	8.40	8.300	0.3		14.000	(25)			
					5.100	6.80	7.80	7.40	7.40	7.70	8.30	7.575				12.675	(44)		
					4.900	8.80	8.40	8.50	8.10	8.30	8.30	8.375					13.275	(44)	
					6.600	8.00	7.90	8.10	7.80	7.80	8.50	7.950					14.550	(46)	
																			
		<b>Total 54.500</b>																	































INDIVIDUAL JUDGES SCORES  
SENIORS QUALIFICATIONS FOR COMPETITION CIII & CIV

FRI 23 APR 2010 - 10:00

Rank	Bib	Name	NOC Code		D Score	E1	E2	E3	E4	E5	E6	E Score	Pen.	Vault 1 Vault 2	Total	Rank by App.							
61	154	ALMEIDA Simao	POR		4.300	8.40	7.80	8.10	7.90	8.20	7.50	8.000	0.1		12.200	(73)							
					5.600	8.20	8.70	8.40	7.80	8.20	8.50	8.325					13.925	(25)					
					6.200	8.40	8.20	8.40	8.70	7.90	8.40	8.350							0.3	14.250	(58)		
					5.300	8.20	8.10	8.20	7.80	7.60	8.00	8.025										13.325	(39)
																							
<b>Total 53.700</b>																							
62	41	UDE Filip	CRO		6.300	8.20	8.20	8.70	8.60	8.80	8.60	8.525	0.5		14.325	(17)							
					5.400	6.70	6.50	6.30	6.90	6.50	6.30	6.500					11.900	(58)					
					5.400	9.10	9.20	9.20	9.20	9.10	9.50	9.175							14.575	(45)			
					3.900	8.20	8.50	8.90	8.70	8.30	8.60	8.525									12.425	(62)	
																							
<b>Total 53.225</b>																							
63	18	KRANZLMUELLER Lukas	AUT		5.000	8.30	8.40	8.50	8.60	8.60	8.40	8.475			13.475	(40)							
					4.500	8.10	8.10	7.90	8.00	7.70	8.00	8.000					12.500	(47)					
					5.100	7.10	7.40	7.90	6.50	7.80	7.70	7.500							12.600	(57)			
					4.800	7.90	7.90	7.90	7.90	7.10	6.90	7.700									12.500	(61)	
																							
<b>Total 51.075</b>																							
64	141	JANSEN Espen Inge	NOR		5.100	7.20	7.50	7.30	7.50	7.40	7.30	7.375	0.1		12.375	(70)							
					3.800	5.90	5.60	6.40	6.00	6.10	5.60	5.900					9.700	(70)					
					4.900	8.10	8.50	8.40	8.20	8.50	8.60	8.400							13.300	(42)			
					5.000	8.00	8.30	8.20	7.90	8.00	8.00	8.050									13.050	(41)	
																							
<b>Total 48.425</b>																							
65	69	MAEAETTAE Kalle	FIN		5.200	7.00	6.80	6.80	7.50	7.10	6.70	6.925			12.125	(53)							
					4.700	7.50	7.40	7.90	7.60	7.90	7.80	7.700					12.400	(59)					
					4.600	6.50	5.50	6.20	6.30	5.80	6.00	6.075							10.675	(76)			
					4.700	7.40	7.80	7.70	7.40	7.40	8.10	7.575									12.275	(57)	
																							
<b>Total 47.475</b>																							
66	104	O'DONNELL Anthony	IRL		4.000	3.50	3.50	4.50	5.60	4.60	4.10	4.175			8.175	(73)							
					5.000	7.20	7.80	8.10	6.70	8.00	7.80	7.700					12.700	(54)					
					3.900	8.40	8.80	8.90	8.60	8.70	8.30	8.625							12.525	(60)			
					3.600	7.60	7.90	8.30	8.30	7.90	8.50	8.100									11.700	(64)	
																							
<b>Total 45.100</b>																							































INDIVIDUAL JUDGES SCORES  
SENIORS QUALIFICATIONS FOR COMPETITION CIII & CIV

FRI 23 APR 2010 - 10:00

Rank	Bib	Name	NOC Code		D Score	E1	E2	E3	E4	E5	E6	E Score	Pen.	Vault 1 Vault 2	Total	Rank by App.			
67	73	AIT SAID Samir	FRA		5.700	8.40	8.20	8.20	8.50	8.50	8.60	8.400			14.100	(23)			
					6.800	8.40	8.80	8.60	8.30	8.80	8.40	8.550			15.350	(1)			
					6.600	9.20	8.90	9.10	8.90	8.90	9.20	9.025			15.625	(13)			
																			
																			
		<b>Total 45.075</b>																	
68	57	PURGE Florin	DEN		4.600	7.30	7.80	7.50	7.40	7.20	7.60	7.450			12.050	(54)			
					4.200	5.30	6.80	5.10	5.10	5.80	5.80	5.500			9.700	(75)			
					4.800	7.30	7.10	7.40	7.50	6.80	7.20	7.250			12.050	(68)			
					4.500	6.20	6.80	6.30	6.20	6.00	6.90	6.375			10.875	(73)			
																			
		<b>Total 44.675</b>																	
69	87	FAHRIG Matthias	GER		6.700	9.30	8.90	9.30	8.90	9.10	9.20	9.125			15.825	(1)			
					5.100	6.70	6.70	6.00	7.00	7.20	7.70	6.900			12.000	(56)			
					6.60	9.30	9.00	9.30	9.40	9.20	9.30	9.275	15.875	15.875	15.875	(6)			
					6.60	9.20	9.20	9.20	9.00	9.10	9.40	9.175	15.775						
																			
		<b>Total 43.700</b>																	
70	86	BOY Philipp	GER		6.000	7.80	8.20	8.10	8.20	8.00	8.20	8.125			14.125	(12)			
					6.000	8.10	8.40	8.20	7.90	8.40	8.10	8.200			14.200	(14)			
																			
					6.900	8.50	8.20	8.60	8.70	8.60	8.10	8.475			15.375	(2)			
																			
		<b>Total 43.700</b>																	
71	159	JIVAN Alin Sandu	ROU		5.900	8.80	8.40	7.80	7.70	8.60	8.60	8.350	0.1		14.150	(22)			
					5.900	7.40	8.10	8.00	7.50	8.50	7.70	7.825			13.725	(32)			
					6.60	9.20	9.20	9.50	9.30	9.20	9.50	9.300	0.1	15.800	15.800	(9)			
					0.00	0.00	0.00	0.00	0.00	0.00	0.00	0.000		0.000					
																			
		<b>Total 43.675</b>																	
72	93	MARAS Vlasios	GRE		4.400	7.30	7.90	7.70	7.40	7.90	8.10	7.725			12.125	(52)			
					6.200	9.10	9.10	9.30	9.20	9.30	9.40	9.225			15.425	(20)			
																			
					6.700	8.60	8.60	8.90	8.40	8.90	8.20	8.625			15.325	(3)			
																			
		<b>Total 42.875</b>																	































INDIVIDUAL JUDGES SCORES  
SENIORS QUALIFICATIONS FOR COMPETITION CIII & CIV

FRI 23 APR 2010 - 10:00

Rank	Bib	Name	NOC Code		D Score	E1	E2	E3	E4	E5	E6	E Score	Pen.	Vault 1 Vault 2	Total	Rank by App.						
73	42	MARKOVIC Tomislav	CRO		6.300	8.30	8.70	8.40	8.50	8.50	8.40	8.450	0.1		14.650	(14)						
					3.100	7.60	8.60	8.00	7.50	8.20	8.30	8.025					11.125	(71)				
					2.500	8.40	9.10	9.10	9.00	9.10	9.00	9.050							11.550	(73)		
					1.000	4.60	4.60	4.10	4.50	4.50	4.40	4.500									5.500	(76)
																						
<b>Total 42.825</b>																						
74	99	MARJAN Peter	HUN		5.600	8.50	8.30	8.70	8.70	8.80	8.90	8.675	0.1		14.175	(20)						
					5.200	8.00	7.50	8.00	7.60	7.80	7.60	7.750					12.950	(39)				
					6.200	9.10	9.30	9.10	9.10	9.20	9.40	9.175							15.375	(23)		
																						
																						
<b>Total 42.500</b>																						
75	80	THOMAS Kristian	GBR		6.200	8.90	8.60	8.70	8.90	9.00	8.80	8.825			15.025	(6)						
					5.700	8.70	8.70	8.50	7.90	8.80	8.50	8.600					14.300	(13)				
					5.800	7.20	7.80	7.30	7.20	7.30	7.20	7.250							13.050	(43)		
																						
																						
<b>Total 42.375</b>																						
76	119	BUSNARI Alberto	ITA		6.600	8.40	7.90	7.80	8.60	8.30	7.20	8.100			14.700	(6)						
					5.300	8.50	8.60	8.50	8.60	8.70	8.60	8.575					13.875	(25)				
					5.900	7.80	7.80	7.90	7.70	7.90	7.80	7.825							13.725	(25)		
																						
																						
<b>Total 42.300</b>																						
77	147	KIERZKOWSKI Adam	POL		5.000	8.80	8.70	9.00	9.00	8.90	8.60	8.850			13.850	(28)						
					6.000	8.90	9.10	9.10	9.10	9.30	9.10	9.100					15.100	(3)				
					5.000	7.60	7.90	8.20	8.20	8.00	7.90	8.000							13.000	(46)		
																						
																						
<b>Total 41.950</b>																						
78	136	ZONDERLAND Epke	NED		4.800	7.40	6.70	7.20	7.70	7.00	7.30	7.225			12.025	(55)						
					6.100	8.90	8.90	8.80	9.00	9.00	8.80	8.900					15.000	(4)				
					6.500	8.40	8.40	8.30	8.50	8.30	8.50	8.400							14.900	(5)		
																						
																						
<b>Total 41.925</b>																						

INDIVIDUAL JUDGES SCORES  
SENIORS QUALIFICATIONS FOR COMPETITION CIII & CIV































FRI 23 APR 2010 - 10:00

Rank	Bib	Name	NOC Code		D Score	E1	E2	E3	E4	E5	E6	E Score	Pen.	Vault 1 Vault 2	Total	Rank by App.			
79	66	TUUHA Tomi	FIN		5.500	8.30	8.20	8.30	7.90	8.30	8.20	8.250	0.4		13.350	(45)			
																			
					4.300	7.90	8.20	8.10	8.10	8.40	8.30	8.175					12.475	(58)	
					6.60	9.20	9.40	9.50	9.40	9.10	9.60	9.375		15.975	15.975	(3)			
					6.60	8.70	8.40	8.60	8.70	8.70	8.80	8.675	0.1	15.175					
<b>Total 41.800</b>																			
80	37	BATINKOV Aleksandar	BUL		6.000	8.40	8.30	8.20	8.10	8.10	7.90	8.175			14.175	(21)			
																			
																			
					5.700	8.30	7.50	8.10	8.00	7.30	8.70	7.975		13.675	(29)				
					5.700	8.10	8.20	8.00	7.80	7.70	8.10	8.000		13.700	(26)				
<b>Total 41.550</b>																			
81	181	PIASECKY Samuel	SVK		5.800	8.20	8.40	8.00	8.30	8.00	8.00	8.125	0.1		13.825	(31)			
																			
																			
					6.000	8.10	8.40	8.70	8.60	8.40	8.10	8.375		14.375	(19)				
					5.700	6.80	7.20	7.00	7.20	7.20	7.30	7.150		12.850	(49)				
<b>Total 41.050</b>																			
82	179	RAMSEIER Mark	SUI		5.500	8.00	8.00	7.90	7.80	8.10	7.70	7.925	0.1		13.325	(48)			
					5.600	7.90	8.20	8.40	8.20	7.80	8.20	8.125		13.725	(21)				
					5.500	8.60	8.20	8.00	8.30	8.80	8.60	8.425		13.925	(24)				
																			
																			
<b>Total 40.975</b>																			
83	149	LIS Przemyslaw	POL		5.000	8.00	7.60	7.30	7.60	7.50	7.80	7.625			12.625	(65)			
																			
					6.200	9.00	8.90	8.90	9.10	9.00	9.10	9.000	0.1	15.100	(30)				
					5.600	8.10	7.40	7.70	7.60	7.20	7.60	7.575		13.175	(37)				
																			
<b>Total 40.900</b>																			
84	140	VAN MINDE Carlo	NED		5.400	7.90	8.20	8.00	7.60	7.60	7.30	7.775	0.3		12.875	(61)			
																			
					6.200	8.70	8.70	8.70	8.70	8.80	9.10	8.725	0.1	14.825	(39)				
																			
					5.400	7.30	7.70	7.70	8.00	8.00	7.20	7.675		13.075	(40)				
<b>Total 40.775</b>																			



INDIVIDUAL JUDGES SCORES  
SENIORS QUALIFICATIONS FOR COMPETITION CIII & CIV

FRI 23 APR 2010 - 10:00

Rank	Bib	Name	NOC Code		D Score	E1	E2	E3	E4	E5	E6	E Score	Pen.	Vault 1 Vault 2	Total	Rank by App.			
85	138	VAN ASSCHE Anthony	NED																
					5.000	8.10	8.30	7.80	7.60	8.00	8.20	8.025		13.025	(38)				
					5.600	8.30	8.40	8.80	8.10	8.30	8.40	8.350		13.950	(22)				
																			
					4.700	8.80	9.00	8.60	8.70	8.80	9.00	8.825		13.525	(33)				
		<b>Total 40.500</b>																	
86	68	KOSKINEN Jouko	FIN																
					4.900	7.90	8.00	8.30	8.00	8.10	7.80	8.000		12.900	(59)				
																			
					5.800	8.20	7.60	8.10	7.80	7.70	7.80	7.850		13.650	(64)				
					5.200	8.00	7.70	8.40	8.20	7.40	8.50	8.075		13.275	(34)				
		<b>Total 39.825</b>																	
87	67	KUUSELA Iikka	FIN																
					5.000	7.80	7.90	8.20	8.70	8.10	8.10	8.075		13.075	(36)				
																			
					5.400	7.80	7.80	8.00	8.30	7.70	7.90	7.875		13.275	(40)				
					4.700	8.60	8.30	8.50	8.40	8.60	9.00	8.525		13.225	(35)				
		<b>Total 39.575</b>																	
88	144	KRISTENSEN Steffen	NOR																
																			
																			
					5.800	7.60	7.40	7.60	7.10	7.40	7.80	7.500	0.3	13.000	(71)				
					4.800	7.80	7.90	7.90	7.60	7.60	7.70	7.750		12.550	(59)				
		<b>Total 36.800</b>																	
89	74	RAYEPIN MOUTOUSSAMY	FRA																
					5.600	8.80	9.20	8.60	9.20	8.60	9.20	8.950		14.550	(9)				
																			
					7.00	9.30	9.10	8.90	9.00	9.10	9.30	9.125		16.125	(1)				
					6.60	7.80	7.70	8.00	8.00	7.90	7.60	7.850	0.1	14.350					
		<b>Total 30.675</b>																	
90	62	BOTELLA PEREZ Isaac	ESP																
					6.300	8.40	8.40	8.40	7.80	8.40	8.30	8.375		14.675	(12)				
																			
					6.60	9.30	9.30	9.30	9.50	9.30	9.40	9.325		15.925	(4)				
					6.60	9.20	9.10	9.30	9.10	9.10	8.90	9.125	0.1	15.625					
		<b>Total 30.600</b>																	































INDIVIDUAL JUDGES SCORES  
SENIORS QUALIFICATIONS FOR COMPETITION CIII & CIV

FRI 23 APR 2010 - 10:00

Rank	Bib	Name	NOC Code		D Score	E1	E2	E3	E4	E5	E6	E Score	Pen.	Vault 1 Vault 2	Total	Rank by App.		
91	75	CUCHERAT Yann	FRA															
					6.200	9.10	9.10	9.30	9.00	9.00	9.30	9.125		15.325	(1)			
	6.400	7.80	8.10	8.40	8.10	8.40	8.10	8.175		14.575	(6)							
<b>Total 29.900</b>																		
92	94	KOSMIDIS Eleftherios	GRE		6.500	9.00	9.00	8.60	8.70	8.50	8.70	8.750	0.1		15.150	(4)		
					5.600	8.40	8.70	8.30	8.20	8.10	8.30	8.300		13.900	(27)			
<b>Total 29.050</b>																		
93	177	FISCHER Lucas	SUI															
					6.100	7.80	7.30	8.00	7.80	7.60	7.90	7.775		13.875	(26)			
	6.400	7.90	7.60	7.20	7.80	8.40	7.70	7.750		14.150	(16)							
<b>Total 28.025</b>																		
94	160	IANCU C.	ROU															
					5.900	8.10	8.20	8.50	8.70	8.30	8.40	8.350		14.250	(21)			
	5.400	7.30	8.00	8.50	7.90	8.60	8.30	8.175		13.575	(27)							
<b>Total 27.825</b>																		
95	59	MORTENSEN Stefan	DEN		4.700	8.20	8.00	7.70	8.00	8.00	8.00	8.000			12.700	(63)		
					6.20	8.70	8.80	8.90	9.10	9.00	8.90	8.900	15.100	15.100	(31)			
					5.80	9.20	8.40	9.00	8.80	9.00	9.00	8.950	14.750					
<b>Total 27.800</b>																		
96	90	SPIRIDONOV Evgenij	GER															
					5.600	8.60	8.40	8.20	8.30	8.40	8.10	8.325		13.925	(15)			
<b>Total 27.650</b>																		
	5.600	8.00	8.20	8.10	8.30	8.20	8.00	8.125		13.725	(27)							





































INDIVIDUAL JUDGES SCORES  
SENIORS QUALIFICATIONS FOR COMPETITION CIII & CIV

FRI 23 APR 2010 - 10:00

Rank	Bib	Name	NOC Code		D Score	E1	E2	E3	E4	E5	E6	E Score	Pen.	Vault 1 Vault 2	Total	Rank by App.
97	30	VAN DAMME Koen	BEL		6.300	8.30	8.20	8.20	8.90	8.70	8.00	8.350			14.650	(7)
					5.100	7.70	7.40	7.60	6.80	7.20	7.00	7.300			12.400	(60)
		<b>Total 27.050</b>														
																
																
98	155	LOY DA GRACA B.	POR		5.100	8.20	8.50	8.30	8.70	8.00	8.60	8.400			13.500	(28)
		<b>Total 27.000</b>														
																
																
					5.300	7.50	8.10	8.50	8.10	8.70	8.10	8.200			13.500	(28)
99	43	SELIGMAN Robert	CRO		5.900	7.80	7.70	7.40	7.00	7.90	7.20	7.525			13.425	(30)
		<b>Total 26.800</b>			4.600	8.90	8.90	8.60	8.80	8.90	9.30	8.875	0.1		13.375	(69)
																
																
																
100	146	HULBOJ Kamil	POL		4.700	8.50	8.60	8.40	8.30	8.10	8.30	8.375			13.075	(35)
		<b>Total 26.625</b>			5.000	8.60	8.50	8.60	8.40	8.90	8.50	8.550			13.550	(32)
																
																
																
101	103	RELLIS Geoff	IRL		4.600	8.70	8.10	8.60	8.90	8.40	8.50	8.550			13.150	(53)
		<b>Total 25.275</b>			4.100	7.90	8.10	8.00	8.10	7.70	8.50	8.025			12.125	(67)
																
																
																
102	152	LOPES ROMERO Diogo	POR		4.400	7.10	6.60	6.70	6.90	6.60	6.20	6.700			11.100	(75)
		<b>Total 24.750</b>			5.000	8.70	8.70	8.60	8.50	8.60	8.70	8.650			13.650	(63)
																
																
																

INDIVIDUAL JUDGES SCORES  
SENIORS QUALIFICATIONS FOR COMPETITION CIII & CIV

FRI 23 APR 2010 - 10:00

Rank	Bib	Name	NOC Code		D Score	E1	E2	E3	E4	E5	E6	E Score	Pen.	Vault 1 Vault 2	Total	Rank by App.
103	44	MOZNIK Marijo	CRO													
																
					2.200	4.60	4.90	4.40	4.50	4.90	4.80	4.700			6.900	(77)
		<b>Total 21.150</b>														
																
					6.300	8.10	7.50	7.60	8.20	8.70	7.90	7.950			14.250	(12)
104	76	SMITH Louis	GBR													
																
					6.700	9.00	9.10	9.20	9.00	9.00	8.80	9.025			15.725	(1)
		<b>Total 15.725</b>														
																
																
105	167	BERTONCELJ Saso	SLO													
																
					6.300	9.30	9.00	7.90	8.90	8.60	9.20	8.925			15.225	(3)
		<b>Total 15.225</b>														
																
																
106	166	PEGAN Aljaz	SLO													
																
																
		<b>Total 15.125</b>														
																
					6.600	8.80	8.30	8.40	8.70	8.70	8.00	8.525			15.125	(4)
107	12	VAHAGN Davtyan	ARM													
																
					6.700	8.40	8.20	8.00	8.10	8.60	8.70	8.325			15.025	(3)
		<b>Total 15.025</b>														
																
																
108	95	TSOLAKIDIS Vasileios	GRE													
																
																
		<b>Total 14.975</b>														
																
					6.000	9.10	9.00	8.80	9.30	8.70	9.00	8.975			14.975	(5)





































INDIVIDUAL JUDGES SCORES  
SENIORS QUALIFICATIONS FOR COMPETITION CIII & CIV

FRI 23 APR 2010 - 10:00

Rank	Bib	Name	NOC Code		D Score	E1	E2	E3	E4	E5	E6	E Score	Pen.	Vault 1 Vault 2	Total	Rank by App.
109	36	IOVTCHEV Jordan	BUL	     	6.300	8.10	8.40	8.10	8.50	9.00	8.70	8.425			14.725	(5)
		<b>Total 14.725</b>														
110	121	SAPRONENKO Jevgenijs	LAT	     	6.60 6.60	7.90 8.60	7.60 8.10	7.90 8.20	8.10 8.50	7.90 7.70	8.20 8.40	7.950 8.300	0.1	14.450 14.900	14.450	(50)
		<b>Total 14.450</b>														
111	54	KREJCI Milan	CZE	     	5.400	9.00	8.70	8.90	9.20	9.10	8.90	8.975			14.375	(52)
		<b>Total 14.375</b>														
112	16	BALDAUF Marco	AUT	     	6.000	8.20	8.40	8.40	8.30	8.20	8.20	8.275			14.275	(10)
		<b>Total 14.275</b>														
113	96	BERKI Krisztian	HUN	     	5.700	8.30	8.40	8.80	8.70	8.60	8.50	8.550			14.250	(11)
		<b>Total 14.250</b>														
114	17	EGERMANN Julian	AUT	     	6.20 4.20	7.80 8.80	8.00 8.10	8.30 8.50	8.20 7.60	7.70 8.00	8.20 8.20	8.050 8.200	0.1 0.3	14.150 12.100	14.150	(60)
		<b>Total 14.150</b>														

INDIVIDUAL JUDGES SCORES  
SENIORS QUALIFICATIONS FOR COMPETITION CIII & CIV

FRI 23 APR 2010 - 10:00







Rank	Bib	Name	NOC Code		D Score	E1	E2	E3	E4	E5	E6	E Score	Pen.	Vault 1 Vault 2	Total	Rank by App.
115	29	TRUYENS Donna Donny	BEL		6.200	8.20	7.70	8.00	8.00	7.80	7.90	7.925			14.125	(13)
		<b>Total 14.125</b>		    												
116	46	GEORGALLAS Irodotos	CYP		6.300	6.60	8.00	7.80	7.20	7.60	7.30	7.475			13.775	(30)
		<b>Total 13.775</b>		    												
117	60	HANSEN Mathias Lee	DEN		6.100	7.00	7.80	7.10	7.30	7.70	7.70	7.450			13.550	(37)
		<b>Total 13.550</b>		    												
118	39	YANEV Filip	BUL		6.000	7.40	7.10	6.90	6.90	7.30	6.90	7.050			13.050	(44)
		<b>Total 13.050</b>		    												
119	145	CONRADI Marcus	NOR		5.500	7.30	7.90	7.80	7.40	7.20	7.20	7.425	0.5		12.425	(68)
		<b>Total 12.425</b>		    												
120	182	KAMENICKY Daniel	SVK		5.400	6.40	6.40	6.50	7.00	6.90	6.80	6.650			12.050	(64)
		<b>Total 12.050</b>		    												

INDIVIDUAL JUDGES SCORES  
SENIORS QUALIFICATIONS FOR COMPETITION CIII & CIV

FRI 23 APR 2010 - 10:00

Rank	Bib	Name	NOC Code	D Score	E1	E2	E3	E4	E5	E6	E Score	Pen.	Vault 1 Vault 2	Total	Rank by App.
------	-----	------	----------	---------	----	----	----	----	----	----	---------	------	-----------------	-------	--------------

**Legend:**

<b>D</b> Difficulty score	<b>App.</b> Apparatus	<b>E1 - E6</b> Panel "E" judges 1 - 6	<b>E</b> Execution score	<b>Pen</b> Penalty
 Floor	 Pommel Horse	 Rings	 Vault	 Parallel Bars
				 Horizontal Bar

INDIVIDUAL JUDGES SCORES  
SENIORS QUALIFICATIONS FOR COMPETITION CIII & CIV

FRI 23 APR 2010 - 10:00



Rank	Bib	Name	NOC Code	Time	D Score	E1 ROU	E2 GRE	E3 NED	E4 SRB	E5 SUI	E6 POL	E Score	Pen. (L / T / O)	Total
1	87	FAHRIG Matthias	GER	1:06	6.700	9.30	8.90	9.30	8.90	9.10	9.20	9.125		15.825
2	89	NGUYEN Marcel	GER	1:03	6.500	9.00	8.80	8.40	8.60	8.80	8.70	8.725		15.225
3	78	PURVIS Daniel	GBR	1:07	6.400	9.00	8.80	8.60	8.70	8.80	8.90	8.800		15.200
4	94	KOSMIDIS Eleftherios	GRE	1:06	6.500	9.00	9.00	8.60	8.70	8.50	8.70	8.750	0.1 (.1 / .0 / .0)	15.150
5	88	HAMBUECHEN Fabian	GER	1:07	6.200	8.80	9.10	9.00	9.00	9.00	9.00	9.000	0.1 (.1 / .0 / .0)	15.100
6	80	THOMAS Kristian	GBR	1:08	6.200	8.90	8.60	8.70	8.90	9.00	8.80	8.825		15.025
7	61	MARTINEZ Rafael	ESP	1:09	6.400	8.30	8.00	8.30	8.40	8.70	8.70	8.425		14.825
8	156	KOCZI Flavius	ROU	1:07	6.200	8.80	8.80	8.70	8.60	8.60	8.40	8.675	0.1 (.1 / .0 / .0)	14.775
9	157	BUCUR Adrian	ROU	1:08	5.800	9.00	8.80	8.80	8.90	8.60	9.00	8.875		14.675
10	137	WAMMES Jeffrey	NED	1:07	6.200	8.60	8.50	8.50	8.40	8.70	8.70	8.575	0.1 (.1 / .0 / .0)	14.675
11	92	MARKOUSIS Dimitrios	GRE	1:06	6.200	8.50	8.90	8.30	8.70	8.40	8.30	8.475		14.675
12	62	BOTELLA PEREZ Isaac	ESP	1:08	6.300	8.40	8.40	8.40	7.80	8.40	8.30	8.375		14.675
13	64	GOMEZ FUERTES Javier	ESP	1:09	6.100	8.40	8.60	8.60	8.30	8.60	8.80	8.550		14.650
14	42	MARKOVIC Tomislav	CRO	1:06	6.300	8.30	8.70	8.40	8.50	8.50	8.40	8.450	0.1 (.1 / .0 / .0)	14.650
15	79	HUNTER Samuel	GBR	1:09	6.300	8.80	8.30	8.30	8.60	8.70	8.80	8.600	0.3 (.3 / .0 / .0)	14.600
16	72	TOMMASONE Cyril	FRA	1:06	5.800	8.60	8.70	8.70	8.80	8.70	9.00	8.725		14.525
17	41	UDE Filip	CRO	1:09	6.300	8.20	8.20	8.70	8.60	8.80	8.60	8.525	0.5 (.5 / .0 / .0)	14.325
18	71	SABOT Hamilton	FRA	1:03	5.600	8.40	8.70	8.80	8.30	8.60	9.00	8.625		14.225
19	178	GISI Roman	SUI	1:02	5.500	8.70	8.80	8.70	8.50	8.90	8.40	8.675		14.175
20	99	MARJAN Peter	HUN	1:06	5.600	8.50	8.30	8.70	8.70	8.80	8.90	8.675	0.1 (.1 / .0 / .0)	14.175
21	37	BATINKOV Aleksandar	BUL	1:08	6.000	8.40	8.30	8.20	8.10	8.10	7.90	8.175		14.175
22	159	JIVAN Alin Sandu	ROU	1:04	5.900	8.80	8.40	7.80	7.70	8.60	8.60	8.350	0.1 (.1 / .0 / .0)	14.150
23	73	AIT SAID Samir	FRA	1:04	5.700	8.40	8.20	8.20	8.50	8.50	8.60	8.400		14.100
24	98	CZINGLI Laszlo	HUN	1:05	5.800	8.50	8.20	8.10	8.40	8.20	7.60	8.225		14.025
25	139	DEURLOO Bart	NED	1:05	6.000	8.00	8.20	8.70	8.50	8.10	8.40	8.300	0.3 (.3 / .0 / .0)	14.000
26	118	OTTAVI Paolo	ITA	1:05	5.300	8.70	8.70	8.60	8.50	8.90	8.60	8.650		13.950
27	168	KLAVORA Rok	SLO	1:04	5.800	8.20	8.10	8.30	8.40	7.90	8.50	8.250	0.1 (.1 / .0 / .0)	13.950
28	153	PALMA SIMOES Gustavo	POR	1:07	5.600	8.40	8.50	8.10	8.30	8.10	8.40	8.300		13.900
29	120	PRINCIPI Paolo	ITA	1:09	5.900	8.00	8.30	8.10	8.00	8.10	7.60	8.050	0.1 (.1 / .0 / .0)	13.850
30	91	LYMPANOVNOS Christos	GRE	1:07	5.400	8.50	8.70	8.50	8.50	8.10	8.60	8.525	0.1 (.1 / .0 / .0)	13.825
31	181	PIASECKY Samuel	SVK	1:08	5.800	8.20	8.40	8.00	8.30	8.00	8.00	8.125	0.1 (.1 / .0 / .0)	13.825
32	56	VAMMEN Helge	DEN	0:57	5.200	8.40	8.50	8.50	8.80	8.60	8.60	8.550		13.750
33	117	MORANDI Matteo	ITA	1:04	5.200	8.40	8.30	8.70	8.80	8.50	8.50	8.525		13.725
34	127	IZMODENOV Jevgenij	LTU	1:07	5.300	8.30	8.60	8.40	8.00	8.50	8.30	8.375		13.675
35	148	KULESZA Roman	POL	1:09	5.400	8.40	8.00	7.80	8.40	8.30	8.50	8.275		13.675
36	21	SHIKHALIYEV Shakir	AZE	1:08	5.400	8.20	8.30	7.90	8.10	8.30	8.20	8.200		13.600
37	51	KONECNY Martin	CZE	1:04	5.400	8.10	8.30	7.90	8.40	7.80	8.40	8.175		13.575
38	52	BOLTNAR Michal	CZE	1:03	5.400	8.20	8.40	8.60	8.30	8.00	8.10	8.250	0.1 (.1 / .0 / .0)	13.550
39	186	SAMILOGLU Umit	TUR	1:07	4.900	8.40	8.70	7.90	8.60	8.70	9.00	8.600		13.500
40	18	KRANZLMUELLER Lukas	AUT	1:09	5.000	8.30	8.40	8.50	8.60	8.60	8.40	8.475		13.475
41	150	LYSZCZARZ Marek	POL	1:02	5.100	7.90	8.40	8.50	8.70	8.50	8.10	8.375		13.475
42	26	GENTGES Gilles	BEL	1:09	5.000	8.20	8.50	8.40	8.40	8.70	8.00	8.375		13.375
43	100	HIDVEGI Vid	HUN	1:06	5.100	8.10	8.50	8.20	8.20	8.00	8.60	8.250		13.350




INDIVIDUAL JUDGES SCORES  
SENIORS QUALIFICATIONS FOR COMPETITION CIII & CIV

FRI 23 APR 2010 - 10:00



Rank	Bib	Name	NOC Code	Time	D Score	E1 ROU	E2 GRE	E3 NED	E4 SRB	E5 SUI	E6 POL	E Score	Pen. (L / T / O)	Total
44	122	TREFILOVS Dmitrijs	LAT	1:04	5.100	8.20	8.30	8.20	8.20	8.30	8.30	8.250		13.350
45	66	TUUHA Tomi	FIN	1:05	5.500	8.30	8.20	8.30	7.90	8.30	8.20	8.250	0.4 (.4 / .0 / .0)	13.350
46	27	SCHROE Kristof	BEL	1:07	4.800	7.80	8.40	8.70	8.70	8.30	8.70	8.525		13.325
47	58	WINDFELD - HELLSTEN	DEN	1:09	5.100	8.20	8.10	8.30	8.20	8.30	8.20	8.225		13.325
48	179	RAMSEIER Mark	SUI	1:08	5.500	8.00	8.00	7.90	7.80	8.10	7.70	7.925	0.1 (.1 / .0 / .0)	13.325
49	109	KRISTMANNSSON Robert	ISL	1:06	5.100	8.20	8.40	8.40	8.50	8.20	8.20	8.300	0.1 (.1 / .0 / .0)	13.300
50	131	PALGEN Sascha	LUX	1:06	6.200	7.90	8.10	7.40	7.60	7.50	7.30	7.600	0.5 (.5 / .0 / .0)	13.300
51	20	SCHWAB Matthias	AUT	1:05	5.000	8.10	8.30	8.40	8.30	8.40	8.10	8.275		13.275
52	176	CAPELLI Claudio	SUI	1:10	6.100	7.80	7.30	7.20	7.80	7.80	7.20	7.525	0.4 (.4 / .0 / .0)	13.225
53	103	RELLIS Geoff	IRL	1:02	4.600	8.70	8.10	8.60	8.90	8.40	8.50	8.550		13.150
54	187	AKKAVAK Muhammed	TUR	1:07	5.100	8.00	8.10	7.80	8.10	8.30	7.90	8.025		13.125
55	126	GUSCINAS Rokas	LTU	0:57	4.800	8.20	8.10	8.40	8.40	8.50	8.10	8.275		13.075
56	107	GUNNARSSON O.	ISL	1:04	4.900	8.30	8.20	8.10	8.30	7.90	7.90	8.125		13.025
57	101	CARSON Luke	IRL	1:00	5.100	8.10	8.20	7.90	7.60	8.20	7.30	7.950	0.1 (.1 / .0 / .0)	12.950
58	143	FJELD Lars Jorgen	NOR	1:07	5.400	7.50	7.40	7.60	7.70	7.20	7.60	7.525		12.925
59	68	KOSKINEN Jouko	FIN	0:58	4.900	7.90	8.00	8.30	8.00	8.10	7.80	8.000		12.900
60	171	PAUNOVIC Milos	SRB	1:08	4.600	8.30	8.50	8.30	8.30	8.20	7.90	8.275		12.875
61	140	VAN MINDE Carlo	NED	1:10	5.400	7.90	8.20	8.00	7.60	7.60	7.30	7.775	0.3 (.3 / .0 / .0)	12.875
62	170	LAMUT Andraz	SLO	1:09	5.200	7.90	7.60	7.90	7.90	8.00	7.30	7.825	0.3 (.3 / .0 / .0)	12.725
63	59	MORTENSEN Stefan	DEN	1:02	4.700	8.20	8.00	7.70	8.00	8.00	8.00	8.000		12.700
64	70	LEINONEN Markku	FIN	1:02	4.800	7.90	8.00	8.10	7.60	7.70	7.80	7.850		12.650
65	149	LIS Przemyslaw	POL	1:01	5.000	8.00	7.60	7.30	7.60	7.50	7.80	7.625		12.625
66	19	LEIMLEHNER Fabian	AUT	1:09	4.900	8.00	7.50	7.40	7.70	8.00	7.30	7.650		12.550
67	169	BRITOVSEK Ziga	SLO	1:13	4.900	8.00	8.00	7.70	8.10	7.90	7.70	7.900	0.3 (.0 / .3 / .0)	12.500
68	145	CONRADI Marcus	NOR	1:10	5.500	7.30	7.90	7.80	7.40	7.20	7.20	7.425	0.5 (.5 / .0 / .0)	12.425
69	28	TOEBACK Jonas	BEL	1:05	5.100	7.60	7.20	7.30	7.20	7.10	7.60	7.325		12.425
70	141	JANSEN Espen Inge	NOR	1:07	5.100	7.20	7.50	7.30	7.50	7.40	7.30	7.375	0.1 (.1 / .0 / .0)	12.375
71	53	SMEJKAL Petr	CZE	0:56	4.300	8.30	8.50	8.30	8.60	8.20	8.00	8.325	0.3 (.3 / .0 / .0)	12.325
72	45	BARON Matija	CRO	1:03	4.900	7.10	7.20	7.50	7.60	7.50	7.50	7.425		12.325
73	154	ALMEIDA Simao	POR	1:11	4.300	8.40	7.80	8.10	7.90	8.20	7.50	8.000	0.1 (.0 / .1 / .0)	12.200
74	188	SANLI Ozgur	TUR	0:57	4.800	7.20	6.80	6.20	7.40	6.50	6.90	6.850		11.650
75	152	LOPES ROMERO Diogo	POR	1:08	4.400	7.10	6.60	6.70	6.90	6.60	6.20	6.700		11.100

<b>Legend:</b>	<b>D</b> Difficulty score	<b>E1 - E6</b> Execution Panel judges 1 - 6	<b>Pen</b> Penalty	<b>L / T / O</b> Penalty Line / Time / Other
	Floor			

INDIVIDUAL JUDGES SCORES  
SENIORS QUALIFICATIONS FOR COMPETITION CIII & CIV

FRI 23 APR 2010 - 10:00



Rank	Bib	Name	NOC Code	D Score	E1 DEN	E2 SVK	E3 IRL	E4 ITA	E5 ROU	E6 SRB	E Score	Pen. (L / T / O)	Total
1	76	SMITH Louis	GBR	6.700	9.00	9.10	9.20	9.00	9.00	8.80	9.025		15.725
2	77	KEATINGS Daniel	GBR	6.600	8.90	8.60	9.00	8.90	8.70	8.50	8.775		15.375
3	167	BERTONCELJ Saso	SLO	6.300	9.30	9.00	7.90	8.90	8.60	9.20	8.925		15.225
4	156	KOCZI Flavius	ROU	6.400	8.70	9.00	8.50	8.70	9.00	8.70	8.775		15.175
5	72	TOMMASONE Cyril	FRA	6.400	8.90	8.60	9.10	8.50	8.70	8.80	8.750		15.150
6	119	BUSNARI Alberto	ITA	6.600	8.40	7.90	7.80	8.60	8.30	7.20	8.100		14.700
7	30	VAN DAMME Koen	BEL	6.300	8.30	8.20	8.20	8.90	8.70	8.00	8.350		14.650
8	100	HIDVEGI Vid	HUN	6.200	8.40	8.50	8.20	8.60	8.50	8.30	8.425		14.625
9	74	RAYEPIN MOUTOUSSAMY	FRA	5.600	8.80	9.20	8.60	9.20	8.60	9.20	8.950		14.550
10	158	BUIDOSO Ovidiu	ROU	5.800	8.20	8.40	8.40	8.60	8.70	8.70	8.525		14.325
11	96	BERKI Krisztian	HUN	5.700	8.30	8.40	8.80	8.70	8.60	8.50	8.550		14.250
12	86	BOY Philipp	GER	6.000	7.80	8.20	8.10	8.20	8.00	8.20	8.125		14.125
13	29	TRUYENS Donna Donny	BEL	6.200	8.20	7.70	8.00	8.00	7.80	7.90	7.925		14.125
14	61	MARTINEZ Rafael	ESP	5.700	8.10	8.50	7.80	8.80	8.20	8.50	8.325		14.025
15	90	SPIRIDONOV Evgenij	GER	5.600	8.60	8.40	8.20	8.30	8.40	8.10	8.325		13.925
16	71	SABOT Hamilton	FRA	5.700	7.70	8.40	8.10	8.10	8.40	8.30	8.225		13.925
17	151	ALMEIDA CAMPOS M.	POR	5.500	8.60	8.40	8.10	8.20	8.40	8.50	8.375		13.875
18	79	HUNTER Samuel	GBR	5.900	7.70	7.80	8.10	8.50	8.10	7.70	7.925		13.825
19	176	CAPELLI Claudio	SUI	5.900	8.30	8.00	7.60	8.40	7.70	7.60	7.900		13.800
20	157	BUCUR Adrian	ROU	5.400	8.50	8.10	8.50	8.70	8.20	8.20	8.350		13.750
21	179	RAMSEIER Mark	SUI	5.600	7.90	8.20	8.40	8.20	7.80	8.20	8.125		13.725
22	131	PALGEN Sascha	LUX	5.600	8.30	8.00	7.60	8.50	7.90	8.20	8.100		13.700
23	65	CARBALLO Manuel	ESP	5.100	8.50	8.50	8.00	8.70	8.50	8.80	8.550		13.650
24	56	VAMMEN Helge	DEN	5.300	8.30	8.40	8.20	8.40	8.50	8.20	8.325		13.625
25	118	OTTAVI Paolo	ITA	5.200	8.70	8.80	8.20	8.30	8.20	8.40	8.400		13.600
26	169	BRITOVSEK Ziga	SLO	5.700	7.60	8.30	8.00	7.70	7.60	8.40	7.900		13.600
27	51	KONECNY Martin	CZE	5.000	8.40	8.50	8.60	8.60	8.50	8.50	8.525		13.525
28	155	LOY DA GRACA B.	POR	5.100	8.20	8.50	8.30	8.70	8.00	8.60	8.400		13.500
29	120	PRINCIPI Paolo	ITA	5.200	8.30	8.00	8.40	8.50	8.10	8.30	8.275		13.475
30	43	SELIGMAN Robert	CRO	5.900	7.80	7.70	7.40	7.00	7.90	7.20	7.525		13.425
31	27	SCHROE Kristof	BEL	5.200	7.80	8.30	7.90	8.70	8.30	8.20	8.175		13.375
32	45	BARON Matija	CRO	4.800	8.30	8.40	8.40	8.60	8.70	8.50	8.475		13.275
33	122	TREFILOVS Dmitrijs	LAT	5.600	8.00	7.90	7.50	8.30	7.90	8.10	7.975	0.3 (.0 / .0 / .3)	13.275
34	91	LYMPANOVNOS Christos	GRE	5.300	8.40	7.70	7.80	7.60	7.60	8.20	7.825		13.125
35	146	HULBOJ Kamil	POL	4.700	8.50	8.60	8.40	8.30	8.10	8.30	8.375		13.075
36	67	KUUSELA Ilkka	FIN	5.000	7.80	7.90	8.20	8.70	8.10	8.10	8.075		13.075
37	153	PALMA SIMOES Gustavo	POR	5.800	7.20	7.40	7.10	7.40	7.90	6.90	7.275		13.075
38	138	VAN ASSCHE Anthony	NED	5.000	8.10	8.30	7.80	7.60	8.00	8.20	8.025		13.025
39	99	MARJAN Peter	HUN	5.200	8.00	7.50	8.00	7.60	7.80	7.60	7.750		12.950
40	63	MUNOZ Sergio	ESP	5.800	7.00	7.20	7.00	6.60	7.10	7.10	7.050		12.850
41	52	BOLTAR Michal	CZE	4.900	7.70	7.70	7.90	8.00	8.10	7.90	7.875		12.775
42	19	LEIMLEHNER Fabian	AUT	4.900	7.80	7.80	7.40	7.90	7.80	8.30	7.825		12.725
43	148	KULESZA Roman	POL	4.700	7.50	8.20	7.90	7.90	7.90	8.30	7.975		12.675

INDIVIDUAL JUDGES SCORES  
SENIORS QUALIFICATIONS FOR COMPETITION CIII & CIV

FRI 23 APR 2010 - 10:00



Rank	Bib	Name	NOC Code	D Score	E1 DEN	E2 SVK	E3 IRL	E4 ITA	E5 ROU	E6 SRB	E Score	Pen. (L / T / O)	Total
44	139	DEURLOO Bart	NED	5.100	6.80	7.80	7.40	7.40	7.70	8.30	7.575		12.675
45	150	LYSZCZARZ Marek	POL	4.700	7.90	7.60	7.60	7.90	8.10	8.10	7.875		12.575
46	53	SMEJKAL Petr	CZE	4.600	7.70	7.60	7.80	8.30	7.90	8.30	7.925		12.525
47	18	KRANZLMUELLER Lukas	AUT	4.500	8.10	8.10	7.90	8.00	7.70	8.00	8.000		12.500
48	109	KRISTMANSSON Robert	ISL	5.200	6.80	7.00	7.30	7.00	7.30	7.30	7.150		12.350
49	188	SANLI Ozgur	TUR	4.300	8.40	8.20	7.70	7.80	8.20	7.90	8.025		12.325
50	178	GISI Roman	SUI	5.800	6.10	6.30	6.80	6.80	6.50	6.40	6.500		12.300
51	142	HANCHE-OLSEN Joachim	NOR	4.300	7.90	7.90	7.60	8.30	7.40	7.90	7.825		12.125
52	93	MARAS Vlasios	GRE	4.400	7.30	7.90	7.70	7.40	7.90	8.10	7.725		12.125
53	69	MAEAEETAE Kalle	FIN	5.200	7.00	6.80	6.80	7.50	7.10	6.70	6.925		12.125
54	57	PURGE Florin	DEN	4.600	7.30	7.80	7.50	7.40	7.20	7.60	7.450		12.050
55	136	ZONDERLAND Epke	NED	4.800	7.40	6.70	7.20	7.70	7.00	7.30	7.225		12.025
56	87	FAHRIG Matthias	GER	5.100	6.70	6.70	6.00	7.00	7.20	7.70	6.900		12.000
57	107	GUNNARSSON O.	ISL	4.300	7.90	7.90	7.40	7.50	7.20	8.00	7.675		11.975
58	41	UDE Filip	CRO	5.400	6.70	6.50	6.30	6.90	6.50	6.30	6.500		11.900
59	101	CARSON Luke	IRL	4.900	6.10	7.30	7.20	6.80	6.70	6.70	6.850		11.750
60	126	GUSCINAS Rokas	LTU	4.500	7.30	7.30	7.00	7.30	7.10	6.90	7.175		11.675
61	127	IZMODENOV Jevgenij	LTU	5.200	6.40	6.10	6.50	6.80	6.40	6.60	6.475		11.675
62	186	SAMILOGLU Umit	TUR	4.700	6.00	6.90	7.20	6.60	7.30	6.60	6.825		11.525
63	92	MARKOUSIS Dimitrios	GRE	4.300	6.90	7.10	7.10	7.40	6.80	7.20	7.075		11.375
64	58	WINDFELD - HELLSTEN	DEN	4.000	7.10	7.40	7.00	7.10	7.60	6.10	7.150		11.150
65	70	LEINONEN Markku	FIN	4.200	6.70	6.70	7.00	7.10	6.80	6.80	6.825		11.025
66	143	FJELD Lars Jorgen	NOR	4.400	6.30	6.20	6.50	6.80	6.50	7.00	6.525		10.925
67	168	KLAVORA Rok	SLO	4.100	6.20	6.30	6.30	7.00	6.40	7.00	6.500		10.600
68	20	SCHWAB Matthias	AUT	3.500	5.90	6.70	7.00	6.80	7.20	7.10	6.900		10.400
69	21	SHIKHALIYEV Shakir	AZE	3.200	7.10	6.60	7.10	7.20	6.70	6.50	6.875		10.075
70	141	JANSEN Espen Inge	NOR	3.800	5.90	5.60	6.40	6.00	6.10	5.60	5.900		9.700
71	171	PAUNOVIC Milos	SRB	3.600	5.50	5.40	5.90	5.70	6.40	6.20	5.825		9.425
72	187	AKKAVAK Muhammed	TUR	4.200	4.30	5.30	4.70	3.20	5.50	5.10	4.850		9.050
73	104	O'DONNELL Anthony	IRL	4.000	3.50	3.50	4.50	5.60	4.60	4.10	4.175		8.175

Legend:

D Difficulty score    E1 - E6 Execution Panel judges 1 - 6    Pen Penalty    L / T / O Penalty Line / Time / Other



Pommel Horse

INDIVIDUAL JUDGES SCORES  
SENIORS QUALIFICATIONS FOR COMPETITION CIII & CIV

FRI 23 APR 2010 - 10:00




Rank	Bib	Name	NOC Code	D Score	E1 LUX	E2 CYP	E3 FRA	E4 GBR	E5 SLO	E6 SUI	E Score	Pen. (L / T / O)	Total
1	73	AIT SAID Samir	FRA	6.800	8.40	8.80	8.60	8.30	8.80	8.40	8.550		15.350
2	117	MORANDI Matteo	ITA	6.700	8.50	8.80	8.30	7.90	8.60	8.40	8.450		15.150
3	12	VAHAGN Davtyan	ARM	6.700	8.40	8.20	8.00	8.10	8.60	8.70	8.325		15.025
4	118	OTTAVI Paolo	ITA	6.300	8.60	8.60	8.70	7.90	8.70	8.50	8.600		14.900
5	36	IOVTCHEV Iordan	BUL	6.300	8.10	8.40	8.10	8.50	9.00	8.70	8.425		14.725
6	180	BOESCHENSTEIN N.	SUI	5.800	9.00	8.50	9.20	8.80	8.60	8.90	8.825		14.625
7	89	NGUYEN Marcel	GER	6.200	8.40	8.30	8.60	8.20	8.50	8.30	8.375		14.575
8	88	HAMBUECHEN Fabian	GER	5.900	8.50	9.00	8.60	7.80	8.80	8.70	8.650		14.550
9	97	RACZ Attila	HUN	5.700	8.90	8.50	8.90	9.00	8.80	8.60	8.800		14.500
10	63	MUNOZ Sergio	ESP	5.900	8.00	8.50	8.50	8.70	9.00	8.60	8.575		14.475
11	156	KOCZI Flavius	ROU	5.900	8.70	8.70	8.30	8.30	8.40	8.60	8.500		14.400
12	65	CARBALLO Manuel	ESP	6.000	8.40	8.60	8.30	7.90	8.40	8.20	8.325		14.325
13	80	THOMAS Kristian	GBR	5.700	8.70	8.70	8.50	7.90	8.80	8.50	8.600		14.300
14	86	BOY Philipp	GER	6.000	8.10	8.40	8.20	7.90	8.40	8.10	8.200		14.200
15	64	GOMEZ FUERTES Javier	ESP	5.700	8.40	8.30	8.50	8.40	8.70	8.50	8.450		14.150
16	79	HUNTER Samuel	GBR	5.300	8.80	8.60	9.00	9.00	8.80	8.60	8.800		14.100
17	19	LEIMLEHNER Fabian	AUT	5.900	7.90	8.20	8.10	8.20	8.40	8.30	8.200		14.100
18	92	MARKOUSIS Dimitrios	GRE	5.700	8.50	8.30	8.20	7.90	8.60	8.50	8.375		14.075
19	71	SABOT Hamilton	FRA	5.500	8.60	8.10	8.60	8.50	8.30	8.60	8.500		14.000
20	151	ALMEIDA CAMPOS M.	POR	5.800	8.50	8.30	8.10	7.90	8.40	8.00	8.200		14.000
21	157	BUCUR Adrian	ROU	6.300	7.10	7.70	7.80	7.90	7.60	7.60	7.675		13.975
22	138	VAN ASSCHE Anthony	NED	5.600	8.30	8.40	8.80	8.10	8.30	8.40	8.350		13.950
23	153	PALMA SIMOES Gustavo	POR	6.300	7.30	7.70	8.20	7.40	7.70	7.80	7.650		13.950
24	179	RAMSEIER Mark	SUI	5.500	8.60	8.20	8.00	8.30	8.80	8.60	8.425		13.925
25	154	ALMEIDA Simao	POR	5.600	8.20	8.70	8.40	7.80	8.20	8.50	8.325		13.925
26	70	LEINONEN Markku	FIN	5.500	8.70	8.10	8.60	7.90	8.60	8.30	8.400		13.900
27	94	KOSMIDIS Eleftherios	GRE	5.600	8.40	8.70	8.30	8.20	8.10	8.30	8.300		13.900
28	147	KIERZKOWSKI Adam	POL	5.000	8.80	8.70	9.00	9.00	8.90	8.60	8.850		13.850
29	148	KULESZA Roman	POL	5.300	8.50	8.60	8.50	8.60	8.50	8.70	8.550		13.850
30	46	GEORGALLAS Irodotos	CYP	6.300	6.60	8.00	7.80	7.20	7.60	7.30	7.475		13.775
31	178	GISI Roman	SUI	5.700	7.80	8.00	8.30	7.90	8.30	8.00	8.050		13.750
32	159	JIVAN Alin Sandu	ROU	5.900	7.40	8.10	8.00	7.50	8.50	7.70	7.825		13.725
33	98	CZINGLI Laszlo	HUN	5.500	8.30	8.20	8.00	7.90	8.20	8.50	8.175		13.675
34	100	HIDVEGI Vid	HUN	5.200	8.50	8.50	8.50	7.80	8.30	8.40	8.425		13.625
35	91	LYMPANOVNOS Christos	GRE	5.600	7.90	7.90	7.90	8.00	8.30	8.20	8.000		13.600
36	72	TOMMASONE Cyril	FRA	5.200	8.10	8.30	8.50	8.60	8.30	8.40	8.375		13.575
37	60	HANSEN Mathias Lee	DEN	6.100	7.00	7.80	7.10	7.30	7.70	7.70	7.450		13.550
38	171	PAUNOVIC Milos	SRB	5.400	8.10	8.00	7.90	7.80	8.10	8.40	8.025		13.425
39	126	GUSCINAS Rokas	LTU	5.600	7.90	7.70	7.70	7.90	8.00	7.80	7.825		13.425
40	169	BRITOVSEK Ziga	SLO	4.800	9.10	8.30	8.60	8.60	8.60	8.50	8.575		13.375
41	131	PALGEN Sascha	LUX	5.400	7.50	8.00	8.20	8.20	7.90	7.80	7.975		13.375
42	141	JANSEN Espen Inge	NOR	4.900	8.10	8.50	8.40	8.20	8.50	8.60	8.400		13.300
43	26	GENTGES Gilles	BEL	5.000	7.60	8.60	8.70	7.50	8.40	8.60	8.300		13.300

INDIVIDUAL JUDGES SCORES  
SENIORS QUALIFICATIONS FOR COMPETITION CIII & CIV

FRI 23 APR 2010 - 10:00



Rank	Bib	Name	NOC Code	D Score	E1 LUX	E2 CYP	E3 FRA	E4 GBR	E5 SLO	E6 SUI	E Score	Pen. (L / T / O)	Total
44	139	DEURLOO Bart	NED	4.900	8.80	8.40	8.50	8.10	8.30	8.30	8.375		13.275
45	56	VAMMEN Helge	DEN	4.800	8.50	8.30	8.70	9.00	8.30	8.30	8.450		13.250
46	120	PRINCIPI Paolo	ITA	4.800	8.60	8.20	8.30	8.80	8.60	8.30	8.450		13.250
47	150	LYSZCZARZ Marek	POL	4.900	8.10	8.50	8.10	8.00	8.50	8.20	8.225		13.125
48	78	PURVIS Daniel	GBR	5.700	7.20	7.20	7.70	7.00	7.40	7.80	7.375		13.075
49	53	SMEJKAL Petr	CZE	5.000	8.00	8.00	8.10	8.10	8.00	8.00	8.025		13.025
50	127	IZMODENOV Jevgenij	LTU	5.000	7.30	8.20	7.80	7.90	8.10	8.30	8.000		13.000
51	52	BOLTAR Michal	CZE	4.700	8.10	8.30	8.40	8.70	8.30	8.10	8.275		12.975
52	143	FJELD Lars Jorgen	NOR	4.900	7.70	8.10	7.90	7.70	8.10	8.30	7.950		12.850
53	122	TREFILOVS Dmitrijs	LAT	4.500	8.30	8.10	8.20	8.40	8.30	8.00	8.225		12.725
54	104	O'DONNELL Anthony	IRL	5.000	7.20	7.80	8.10	6.70	8.00	7.80	7.700		12.700
55	137	WAMMES Jeffrey	NED	5.300	7.30	7.70	7.20	7.30	7.80	7.10	7.375		12.675
56	186	SAMILOGLU Umit	TUR	3.800	8.70	8.90	9.00	8.90	8.70	8.80	8.825		12.625
57	18	KRANZLMUELLER Lukas	AUT	5.100	7.10	7.40	7.90	6.50	7.80	7.70	7.500		12.600
58	66	TUUHA Tomi	FIN	4.300	7.90	8.20	8.10	8.10	8.40	8.30	8.175		12.475
59	69	MAEAETAE Kalle	FIN	4.700	7.50	7.40	7.90	7.60	7.90	7.80	7.700		12.400
60	30	VAN DAMME Koen	BEL	5.100	7.70	7.40	7.60	6.80	7.20	7.00	7.300		12.400
61	28	TOEBACK Jonas	BEL	4.800	7.50	8.20	7.20	7.60	6.90	7.50	7.450		12.250
62	20	SCHWAB Matthias	AUT	4.000	7.90	8.30	8.40	8.10	8.10	8.50	8.225		12.225
63	142	HANCHE-OLSEN Joachim	NOR	3.900	8.30	8.00	8.50	8.20	8.10	7.90	8.150		12.050
64	182	KAMENICKY Daniel	SVK	5.400	6.40	6.40	6.50	7.00	6.90	6.80	6.650		12.050
65	101	CARSON Luke	IRL	4.000	7.90	8.10	8.20	7.90	8.30	7.80	8.025		12.025
66	107	GUNNARSSON O.	ISL	3.600	8.10	8.30	8.80	8.40	8.60	8.20	8.375		11.975
67	21	SHIKHALIYEV Shakir	AZE	4.000	8.00	8.10	8.10	7.70	8.00	7.70	7.950		11.950
68	51	KONECNY Martin	CZE	4.300	7.30	7.40	7.20	7.00	7.60	7.80	7.375		11.675
69	168	KLAVORA Rok	SLO	4.100	6.50	7.70	7.50	7.30	7.90	7.30	7.450		11.550
70	188	SANLI Ozgur	TUR	4.000	7.40	7.60	7.30	7.50	8.00	7.20	7.450		11.450
71	42	MARKOVIC Tomislav	CRO	3.100	7.60	8.60	8.00	7.50	8.20	8.30	8.025		11.125
72	45	BARON Matija	CRO	3.400	7.30	7.90	7.40	7.30	8.00	7.50	7.525		10.925
73	109	KRISTMANSSON Robert	ISL	3.900	6.70	7.00	7.10	6.90	7.30	6.90	6.975		10.875
74	170	LAMUT Andraz	SLO	2.100	8.50	8.50	8.10	9.20	8.80	9.00	8.700		10.800
75	57	PURGE Florin	DEN	4.200	5.30	6.80	5.10	5.10	5.80	5.80	5.500		9.700
76	187	AKKAVAK Muhammed	TUR	3.700	4.20	6.20	6.10	5.90	5.90	5.50	5.850		9.550
77	44	MOZNIK Marijo	CRO	2.200	4.60	4.90	4.40	4.50	4.90	4.80	4.700		6.900

<b>Legend:</b>	<b>D</b> Difficulty score	<b>E1 - E6</b> Execution Panel judges 1 - 6	<b>Pen</b> Penalty	<b>L / T / O</b> Penalty Line / Time / Other
	Rings			

INDIVIDUAL JUDGES SCORES  
SENIORS QUALIFICATIONS FOR COMPETITION CIII & CIV

FRI 23 APR 2010 - 10:00



Rank	Bib	Name	NOC Code	V	D Score	E1 CZE	E2 NOR	E3 POR	E4 AUT	E5 CRO	E6 CYP	E Score	Pen. (L / O)	Vault	Pen. 2 Vaults	Total
1	74	RAYEPIN MOUTOUSSAMY	FRA	1	7.000	9.30	9.10	8.90	9.00	9.10	9.30	9.125	(.0 / .0)	16.125		16.125
				2	6.600	7.80	7.70	8.00	8.00	7.90	7.60	7.850	0.1 (.1 / .0)	14.350		
2	156	KOCZI Flavius	ROU	1	7.000	9.20	9.10	9.10	9.00	8.90	9.40	9.100		16.100		16.100
				2	6.200	9.00	9.40	8.90	9.10	9.20	9.30	9.150		15.350		
3	66	TUUHA Tomi	FIN	1	6.600	9.20	9.40	9.50	9.40	9.10	9.60	9.375	(.0 / .0)	15.975		15.975
				2	6.600	8.70	8.40	8.60	8.70	8.70	8.80	8.675	0.1 (.1 / .0)	15.175		
4	62	BOTELLA PEREZ Isaac	ESP	1	6.600	9.30	9.30	9.30	9.50	9.30	9.40	9.325	(.0 / .0)	15.925		15.925
				2	6.600	9.20	9.10	9.30	9.10	9.10	8.90	9.125	0.1 (.1 / .0)	15.625		
5	89	NGUYEN Marcel	GER	1	6.600	9.40	9.40	9.30	9.10	9.20	9.30	9.300		15.900		15.900
				2	6.600	9.50	9.20	8.90	9.30	9.40	9.40	9.325		15.925		
6	87	FAHRIG Matthias	GER	1	6.600	9.30	9.00	9.30	9.40	9.20	9.30	9.275		15.875		15.875
				2	6.600	9.20	9.20	9.20	9.00	9.10	9.40	9.175		15.775		
7	137	WAMMES Jeffrey	NED	1	6.600	9.40	9.10	9.20	9.20	9.30	9.40	9.275		15.875		15.875
				2	6.200	9.10	9.00	9.40	9.10	9.20	9.10	9.125		15.325		
8	180	BOESCHENSTEIN N.	SUI	1	6.600	9.40	9.30	9.40	9.20	9.10	9.00	9.250		15.850		15.850
9	159	JIVAN Alin Sandu	ROU	1	6.600	9.20	9.20	9.50	9.30	9.20	9.50	9.300	0.1 (.1 / .0)	15.800		15.800
				2	0.000	0.00	0.00	0.00	0.00	0.00	0.00	0.000	(.0 / .0)	0.000		
10	63	MUNOZ Sergio	ESP	1	6.600	9.20	9.10	9.20	9.00	9.10	9.00	9.100		15.700		15.700
11	78	PURVIS Daniel	GBR	1	6.200	9.50	9.40	9.40	9.30	9.50	9.60	9.450		15.650		15.650
12	158	BUIDOSO Ovidiu	ROU	1	6.200	9.40	9.50	9.30	9.40	9.40	9.50	9.425		15.625		15.625
13	73	AIT SAID Samir	FRA	1	6.600	9.20	8.90	9.10	8.90	8.90	9.20	9.025		15.625		15.625
14	77	KEATINGS Daniel	GBR	1	6.200	9.20	9.30	9.40	9.50	9.40	9.60	9.400		15.600		15.600
15	64	GOMEZ FUERTES Javier	ESP	1	6.600	9.10	8.80	9.20	9.00	9.00	9.20	9.075	0.1 (.1 / .0)	15.575		15.575
16	117	MORANDI Matteo	ITA	1	6.600	9.00	8.80	9.00	8.70	9.00	9.10	8.950		15.550		15.550
17	150	LYSZCZARZ Marek	POL	1	6.200	9.20	9.50	9.20	9.30	9.40	9.40	9.325		15.525		15.525
				2	6.600	9.50	9.40	9.50	9.20	9.30	9.40	9.400		16.000		
18	88	HAMBUECHEN Fabian	GER	1	6.200	9.20	9.30	9.20	9.40	9.30	9.60	9.300		15.500		15.500
19	178	GISI Roman	SUI	1	6.200	9.30	9.30	9.00	9.30	9.30	9.50	9.300		15.500		15.500
20	93	MARAS Vlasios	GRE	1	6.200	9.10	9.10	9.30	9.20	9.30	9.40	9.225		15.425		15.425
21	97	RACZ Attila	HUN	1	6.600	9.00	8.70	8.50	9.10	8.90	8.70	8.825		15.425		15.425
22	131	PALGEN Sascha	LUX	1	6.200	9.10	9.20	9.20	9.20	9.20	9.40	9.200		15.400		15.400
23	99	MARJAN Peter	HUN	1	6.200	9.10	9.30	9.10	9.10	9.20	9.40	9.175		15.375		15.375
24	148	KULESZA Roman	POL	1	6.200	9.10	9.00	9.10	9.10	9.10	9.20	9.100		15.300		15.300
25	98	CZINGLI Laszlo	HUN	1	6.200	9.00	8.80	8.90	9.30	9.10	9.30	9.075		15.275		15.275
26	56	VAMMEN Helge	DEN	1	6.200	8.90	9.10	8.90	9.20	9.10	9.20	9.075		15.275		15.275
				2	5.400	9.00	9.00	8.80	9.00	8.90	8.70	8.925		14.325		
27	176	CAPELLI Claudio	SUI	1	6.200	8.80	9.00	9.00	9.10	9.10	9.20	9.050		15.250		15.250
28	19	LEIMLEHNER Fabian	AUT	1	6.200	9.20	9.10	9.00	9.20	9.10	9.10	9.125	0.1 (.1 / .0)	15.225		15.225
29	21	SHIKHALIYEV Shakir	AZE	1	6.200	9.20	9.10	9.00	9.00	9.00	9.00	9.025		15.225		15.225
30	149	LIS Przemyslaw	POL	1	6.200	9.00	8.90	8.90	9.10	9.00	9.10	9.000	0.1 (.1 / .0)	15.100		15.100
31	59	MORTENSEN Stefan	DEN	1	6.200	8.70	8.80	8.90	9.10	9.00	8.90	8.900		15.100		15.100
				2	5.800	9.20	8.40	9.00	8.80	9.00	9.00	8.950		14.750		

#### INDIVIDUAL JUDGES SCORES SENIORS QUALIFICATIONS FOR COMPETITION CIII & CIV

FRI 23 APR 2010 - 10:00



Rank	Bib	Name	NOC Code	V	D Score	E1 CZE	E2 NOR	E3 POR	E4 AUT	E5 CRO	E6 CYP	E Score	Pen. (L / O)	Vault	Pen. 2 Vaults	Total
32	28	TOEBACK Jonas	BEL	1	6.200	8.80	9.10	8.80	8.80	8.90	9.30	8.900		15.100		15.100
				2	6.200	8.80	8.80	9.20	9.00	8.80	8.80	8.850		15.050		
33	142	HANCHE-OLSEN Joachim	NOR	1	6.200	8.50	8.90	8.70	9.10	8.80	9.00	8.850		15.050		15.050
34	79	HUNTER Samuel	GBR	1	6.600	9.00	8.90	8.50	8.60	8.80	8.70	8.750	0.3 (.3 / .0)	15.050		15.050
35	120	PRINCIPI Paolo	ITA	1	6.200	8.80	8.80	8.60	8.70	8.60	8.80	8.725		14.925		14.925
36	126	GUSCINAS Rokas	LTU	1	5.800	9.10	9.10	9.10	9.10	9.00	8.80	9.075		14.875		14.875
37	72	TOMMASONE Cyril	FRA	1	6.200	8.70	8.50	8.70	9.00	8.90	8.80	8.775	0.1 (.1 / .0)	14.875		14.875
38	91	LYMPANOVNOS Christos	GRE	1	6.200	8.80	8.70	8.60	8.80	8.90	8.60	8.725	0.1 (.1 / .0)	14.825		14.825
39	140	VAN MINDE Carlo	NED	1	6.200	8.70	8.70	8.70	8.70	8.80	9.10	8.725	0.1 (.1 / .0)	14.825		14.825
40	153	PALMA SIMOES Gustavo	POR	1	5.800	9.20	9.10	8.80	9.10	8.70	9.00	9.000		14.800		14.800
41	143	FJELD Lars Jorgen	NOR	1	5.800	9.10	9.30	9.00	8.90	8.90	8.90	8.975		14.775		14.775
42	92	MARKOUSIS Dimitrios	GRE	1	5.600	9.00	8.90	9.20	9.20	9.10	9.20	9.125	0.1 (.1 / .0)	14.625		14.625
43	118	OTTAVI Paolo	ITA	1	5.800	8.90	8.60	8.80	8.70	8.90	9.00	8.825		14.625		14.625
44	52	BOLTAR Michal	CZE	1	5.800	9.10	8.70	8.80	8.80	8.90	8.70	8.800		14.600		14.600
45	41	UDE Filip	CRO	1	5.400	9.10	9.20	9.20	9.20	9.10	9.50	9.175		14.575		14.575
46	139	DEURLOO Bart	NED	1	6.600	8.00	7.90	8.10	7.80	7.80	8.50	7.950		14.550		14.550
47	101	CARSON Luke	IRL	1	5.400	9.00	8.80	9.20	9.00	9.30	9.20	9.100		14.500		14.500
48	20	SCHWAB Matthias	AUT	1	5.400	9.00	9.10	9.10	9.20	9.10	9.00	9.075		14.475		14.475
49	168	KLAVORA Rok	SLO	1	5.400	8.80	9.00	9.00	9.20	9.10	9.10	9.050		14.450		14.450
50	121	SAPRONENKO Jevgenijs	LAT	1	6.600	7.90	7.60	7.90	8.10	7.90	8.20	7.950	0.1 (.1 / .0)	14.450		14.450
				2	6.600	8.60	8.10	8.20	8.50	7.70	8.40	8.300	(.0 / .0)	14.900		
51	122	TREILOVS Dmitrijs	LAT	1	5.800	9.10	8.50	8.60	8.40	8.60	8.80	8.625		14.425		14.425
52	54	KREJCI Milan	CZE	1	5.400	9.00	8.70	8.90	9.20	9.10	8.90	8.975		14.375		14.375
53	45	BARON Matija	CRO	1	5.400	9.00	8.80	8.90	9.00	9.00	9.30	8.975		14.375		14.375
54	107	GUNNARSSON O.	ISL	1	5.400	8.90	8.90	8.90	9.10	8.90	9.20	8.950		14.350		14.350
55	27	SCHROE Kristof	BEL	1	5.400	8.90	8.90	9.00	9.00	8.90	9.00	8.950		14.350		14.350
56	169	BRITOVSEK Ziga	SLO	1	5.400	9.00	8.90	9.00	9.10	9.10	8.90	9.000	0.1 (.1 / .0)	14.300		14.300
57	53	SMEJKAL Petr	CZE	1	6.200	8.20	7.90	7.90	8.20	8.00	8.20	8.075		14.275		14.275
58	154	ALMEIDA Simao	POR	1	6.200	8.40	8.20	8.40	8.70	7.90	8.40	8.350	0.3 (.3 / .0)	14.250		14.250
59	26	GENTGES Gilles	BEL	1	5.400	8.90	8.60	8.80	8.80	8.80	9.30	8.825		14.225		14.225
60	17	EGERMANN Julian	AUT	1	6.200	7.80	8.00	8.30	8.20	7.70	8.20	8.050	0.1 (.1 / .0)	14.150		14.150
				2	4.200	8.80	8.10	8.50	7.60	8.00	8.20	8.200	0.3 (.3 / .0)	12.100		
61	70	LEINONEN Markku	FIN	1	5.400	8.70	8.60	8.80	8.70	8.60	8.60	8.650		14.050		14.050
62	170	LAMUT Andraz	SLO	1	5.400	8.90	8.80	8.60	8.90	8.90	8.90	8.875	0.3 (.3 / .0)	13.975		13.975
63	152	LOPES ROMERO Diogo	POR	1	5.000	8.70	8.70	8.60	8.50	8.60	8.70	8.650		13.650		13.650
64	68	KOSKINEN Jouko	FIN	1	5.800	8.20	7.60	8.10	7.80	7.70	7.80	7.850		13.650		13.650
65	187	AKKAVAK Muhammed	TUR	1	6.200	7.80	7.60	7.90	7.60	7.70	7.90	7.750	0.3 (.3 / .0)	13.650		13.650
66	188	SANLI Ozgur	TUR	1	4.600	9.20	9.00	9.10	9.00	9.00	9.00	9.025		13.625		13.625
67	186	SAMILOGLU Umit	TUR	1	6.200	7.70	7.50	7.50	7.50	7.60	7.90	7.575	0.3 (.3 / .0)	13.475		13.475
68	58	WINDFELD - HELLSTEN	DEN	1	5.800	8.00	7.60	7.80	7.70	7.50	7.90	7.750	0.1 (.1 / .0)	13.450		13.450
69	43	SELIGMAN Robert	CRO	1	4.600	8.90	8.90	8.60	8.80	8.90	9.30	8.875	0.1 (.1 / .0)	13.375		13.375
70	109	KRISTMANSSON Robert	ISL	1	5.800	7.80	7.60	7.70	7.70	7.70	7.90	7.725	0.3 (.3 / .0)	13.225		13.225
71	144	KRISTENSEN Steffen	NOR	1	5.800	7.60	7.40	7.60	7.10	7.40	7.80	7.500	0.3 (.3 / .0)	13.000		13.000

INDIVIDUAL JUDGES SCORES  
SENIORS QUALIFICATIONS FOR COMPETITION CIII & CIV

FRI 23 APR 2010 - 10:00



Rank	Bib	Name	NOC Code	V	D Score	E1 CZE	E2 NOR	E3 POR	E4 AUT	E5 CRO	E6 CYP	E Score	Pen. (L / O)	Vault	Pen. 2 Vaults	Total
72	171	PAUNOVIC Milos	SRB	1	5.400	7.50	7.40	7.60	7.50	7.60	7.90	7.550		12.950		12.950
73	127	IZMODENOV Jevgenij	LTU	1	5.400	7.60	7.60	7.70	7.70	7.80	7.70	7.675	0.3 (.3 / .0)	12.775		12.775

Legend:

V Vault number      D Difficulty score      E1 - E6 Execution Panel judges 1 - 6      Pen Penalty      L / O Penalty Line / Other

 Vault



INDIVIDUAL JUDGES SCORES  
SENIORS QUALIFICATIONS FOR COMPETITION CIII & CIV

FRI 23 APR 2010 - 10:00



Rank	Bib	Name	NOC Code	D Score	E1 BEL	E2 LTU	E3 SLO	E4 HUN	E5 GBR	E6 BUL	E Score	Pen. (L / T / O)	Total
1	75	CUCHERAT Yann	FRA	6.200	9.10	9.10	9.30	9.00	9.00	9.30	9.125		15.325
2	71	SABOT Hamilton	FRA	6.500	8.80	8.60	8.50	9.00	8.50	8.70	8.650		15.150
3	147	KIERZKOWSKI Adam	POL	6.000	8.90	9.10	9.10	9.10	9.30	9.10	9.100		15.100
4	136	ZONDERLAND Epke	NED	6.100	8.90	8.90	8.80	9.00	9.00	8.80	8.900		15.000
5	95	TSOLAKIDIS Vasileios	GRE	6.000	9.10	9.00	8.80	9.30	8.70	9.00	8.975		14.975
6	148	KULESZA Roman	POL	6.000	9.00	8.60	9.20	8.90	8.80	8.90	8.900		14.900
7	65	CARBALLO Manuel	ESP	5.800	9.10	8.90	9.10	9.20	8.80	9.10	9.050		14.850
8	72	TOMMASONE Cyril	FRA	5.900	8.90	8.90	8.90	9.00	9.20	8.80	8.925		14.825
9	78	PURVIS Daniel	GBR	5.700	9.00	9.10	9.00	9.20	9.30	9.10	9.100		14.800
10	151	ALMEIDA CAMPOS M.	POR	6.100	9.10	8.60	9.00	8.80	8.30	8.20	8.675		14.775
11	180	BOESCHENSTEIN N.	SUI	5.800	8.60	8.90	8.90	8.90	8.80	9.00	8.875		14.675
12	156	KOCZI Flavius	ROU	5.900	9.00	8.60	8.60	8.90	8.00	8.70	8.700		14.600
13	89	NGUYEN Marcel	GER	6.000	8.80	8.60	8.90	9.20	9.00	8.70	8.850	0.3 (0 / 0 / 3)	14.550
14	61	MARTINEZ Rafael	ESP	5.800	8.80	8.70	8.60	8.80	8.70	8.60	8.700		14.500
15	79	HUNTER Samuel	GBR	5.600	8.90	8.70	8.90	8.80	8.70	8.90	8.825		14.425
16	117	MORANDI Matteo	ITA	5.600	9.00	8.80	8.90	8.60	8.80	8.80	8.825		14.425
17	176	CAPELLI Claudio	SUI	5.500	8.80	8.90	8.80	8.90	9.10	9.00	8.900		14.400
18	77	KEATINGS Daniel	GBR	6.000	8.60	8.30	8.40	8.40	8.40	8.40	8.400		14.400
19	181	PIASECKY Samuel	SVK	6.000	8.10	8.40	8.70	8.60	8.40	8.10	8.375		14.375
20	64	GOMEZ FUERTES Javier	ESP	6.000	8.00	8.40	8.40	8.40	8.30	8.80	8.375		14.375
21	160	IANCU C.	ROU	5.900	8.10	8.20	8.50	8.70	8.30	8.40	8.350		14.250
22	100	HIDVEGI Vid	HUN	5.600	8.40	8.70	8.90	9.00	8.00	8.20	8.550		14.150
23	92	MARKOUSIS Dimitrios	GRE	5.500	8.50	8.60	8.40	8.70	8.80	8.60	8.600		14.100
24	88	HAMBUECHEN Fabian	GER	5.600	8.10	8.20	8.70	8.50	8.50	8.30	8.375		13.975
25	119	BUSNARI Alberto	ITA	5.300	8.50	8.60	8.50	8.60	8.70	8.60	8.575		13.875
26	177	FISCHER Lucas	SUI	6.100	7.80	7.30	8.00	7.80	7.60	7.90	7.775		13.875
27	90	SPIRIDONOV Evgenij	GER	5.600	8.00	8.20	8.10	8.30	8.20	8.00	8.125		13.725
28	118	OTTAVI Paolo	ITA	5.400	8.30	8.40	8.10	8.60	8.30	8.20	8.300		13.700
29	37	BATINKOV Aleksandar	BUL	5.700	8.30	7.50	8.10	8.00	7.30	8.70	7.975		13.675
30	51	KONECNY Martin	CZE	5.900	8.00	7.80	7.70	7.80	7.40	7.80	7.775		13.675
31	19	LEIMLEHNER Fabian	AUT	5.800	8.10	7.60	8.00	8.00	7.80	7.60	7.850		13.650
32	146	HULBOJ Kamil	POL	5.000	8.60	8.50	8.60	8.40	8.90	8.50	8.550		13.550
33	138	VAN ASSCHE Anthony	NED	4.700	8.80	9.00	8.60	8.70	8.80	9.00	8.825		13.525
34	98	CZINGLI Laszlo	HUN	4.900	8.70	8.40	8.50	8.80	8.80	8.30	8.600		13.500
35	153	PALMA SIMOES Gustavo	POR	5.200	8.20	8.40	8.40	8.30	7.50	8.30	8.300		13.500
36	56	VAMMEN Helge	DEN	5.000	8.40	8.30	8.50	8.60	8.60	8.40	8.475		13.475
37	158	BUIDOSO Ovidiu	ROU	5.700	7.70	7.60	8.10	7.90	6.80	7.80	7.750		13.450
38	28	TOEBACK Jonas	BEL	4.800	8.90	8.50	8.40	8.70	8.60	8.60	8.600		13.400
39	154	ALMEIDA Simao	POR	5.300	8.20	8.10	8.20	7.80	7.60	8.00	8.025		13.325
40	67	KUUSELA Ilkka	FIN	5.400	7.80	7.80	8.00	8.30	7.70	7.90	7.875		13.275
41	97	RACZ Attila	HUN	5.500	7.80	7.70	7.20	8.10	7.80	7.80	7.775		13.275
42	26	GENTGES Gilles	BEL	4.800	8.40	8.30	8.50	8.30	8.90	8.60	8.450		13.250
43	58	WINDFELD - HELLSTEN	DEN	4.900	8.20	8.20	8.70	8.30	8.20	8.20	8.225		13.125

INDIVIDUAL JUDGES SCORES  
SENIORS QUALIFICATIONS FOR COMPETITION CIII & CIV

FRI 23 APR 2010 - 10:00



Rank	Bib	Name	NOC Code	D Score	E1 BEL	E2 LTU	E3 SLO	E4 HUN	E5 GBR	E6 BUL	E Score	Pen. (L / T / O)	Total
44	101	CARSON Luke	IRL	4.600	8.30	8.50	8.60	8.60	8.40	8.10	8.450		13.050
45	91	LYMPANOVNOS Christos	GRE	5.800	7.40	7.30	6.80	7.40	6.80	7.50	7.225		13.025
46	107	GUNNARSSON O.	ISL	4.900	8.20	8.10	8.30	8.10	7.90	7.70	8.075		12.975
47	170	LAMUT Andraz	SLO	4.500	8.40	8.30	8.50	8.40	8.90	8.50	8.450		12.950
48	137	WAMMES Jeffrey	NED	5.300	7.40	7.80	7.50	8.00	7.50	7.80	7.650		12.950
49	126	GUSCINAS Rokas	LTU	5.100	7.70	8.10	8.30	7.90	7.40	7.60	7.825		12.925
50	142	HANCHE-OLSEN Joachim	NOR	5.200	7.50	7.70	7.60	7.90	8.20	7.50	7.675		12.875
51	131	PALGEN Sascha	LUX	5.100	7.30	7.70	8.10	7.90	7.20	8.20	7.750		12.850
52	143	FJELD Lars Jorgen	NOR	4.300	8.20	8.30	8.70	8.30	8.80	8.50	8.450		12.750
53	52	BOLTAR Michal	CZE	4.900	7.80	7.80	7.60	8.00	7.50	8.10	7.800		12.700
54	186	SAMILOGLU Umit	TUR	4.000	8.60	8.60	8.60	8.50	8.70	8.90	8.625		12.625
55	127	IZMODENOV Jevgenij	LTU	5.000	7.90	8.00	8.20	7.70	7.50	8.10	7.925	0.3 (.0 / .0 / .3)	12.625
56	20	SCHWAB Matthias	AUT	4.400	8.20	8.00	8.50	8.20	8.30	8.10	8.200		12.600
57	171	PAUNOVIC Milos	SRB	4.700	7.80	8.10	7.30	8.10	8.30	7.60	7.900		12.600
58	109	KRISTMANSSON Robert	ISL	4.600	7.60	8.00	7.70	8.20	8.10	8.10	7.975		12.575
59	144	KRISTENSEN Steffen	NOR	4.800	7.80	7.90	7.90	7.60	7.60	7.70	7.750		12.550
60	104	O'DONNELL Anthony	IRL	3.900	8.40	8.80	8.90	8.60	8.70	8.30	8.625		12.525
61	18	KRANZLMUELLER Lukas	AUT	4.800	7.90	7.90	7.90	7.90	7.10	6.90	7.700		12.500
62	41	UDE Filip	CRO	3.900	8.20	8.50	8.90	8.70	8.30	8.60	8.525		12.425
63	27	SCHROE Kristof	BEL	4.600	7.70	7.60	7.80	8.00	8.00	7.30	7.775		12.375
64	21	SHIKHALIYEV Shakir	AZE	4.700	8.10	8.00	7.30	7.50	6.90	7.70	7.625		12.325
65	187	AKKAVAK Muhammed	TUR	4.300	8.00	7.90	8.00	7.90	7.20	7.90	7.925		12.225
66	53	SMEJKAL Petr	CZE	4.700	8.00	7.00	8.20	7.60	7.30	7.20	7.525		12.225
67	103	RELLIS Geoff	IRL	4.100	7.90	8.10	8.00	8.10	7.70	8.50	8.025		12.125
68	57	PURGE Florin	DEN	4.800	7.30	7.10	7.40	7.50	6.80	7.20	7.250		12.050
69	188	SANLI Ozgur	TUR	4.000	7.80	8.60	7.90	8.00	6.90	8.10	7.950		11.950
70	122	TREFILOVS Dmitrijs	LAT	4.200	8.00	7.60	7.90	7.60	7.90	7.60	7.750		11.950
71	169	BRITOVSEK Ziga	SLO	5.000	7.10	7.00	6.90	6.10	7.00	6.70	6.900		11.900
72	70	LEINONEN Markku	FIN	4.100	7.90	7.70	8.00	7.90	7.60	7.50	7.775		11.875
73	42	MARKOVIC Tomislav	CRO	2.500	8.40	9.10	9.10	9.00	9.10	9.00	9.050		11.550
74	45	BARON Matija	CRO	3.300	7.90	7.90	8.40	7.70	8.20	8.00	8.000		11.300
75	168	KLAVORA Rok	SLO	3.600	7.10	7.60	7.70	7.90	7.30	7.50	7.525		11.125
76	69	MAEAETTAE Kalle	FIN	4.600	6.50	5.50	6.20	6.30	5.80	6.00	6.075		10.675

Legend:

D Difficulty score    E1 - E6 Execution Panel judges 1 - 6    Pen Penalty    L / T / O Penalty Line / Time / Other



Parallel Bars

INDIVIDUAL JUDGES SCORES  
SENIORS QUALIFICATIONS FOR COMPETITION CIII & CIV

FRI 23 APR 2010 - 10:00



Rank	Bib	Name	NOC Code	D Score	E1 CRO	E2 ESP	E3 POL	E4 GER	E5 ITA	E6 TUR	E Score	Pen. (L / T / O)	Total
1	88	HAMBUECHEN Fabian	GER	7.000	8.50	8.60	8.40	8.70	8.70	8.20	8.550		15.550
2	86	BOY Philipp	GER	6.900	8.50	8.20	8.60	8.70	8.60	8.10	8.475		15.375
3	93	MARAS Vlasios	GRE	6.700	8.60	8.60	8.90	8.40	8.90	8.20	8.625		15.325
4	166	PEGAN Aljaz	SLO	6.600	8.80	8.30	8.40	8.70	8.70	8.00	8.525		15.125
5	136	ZONDERLAND Epke	NED	6.500	8.40	8.40	8.30	8.50	8.30	8.50	8.400		14.900
6	75	CUCHERAT Yann	FRA	6.400	7.80	8.10	8.40	8.10	8.40	8.10	8.175		14.575
7	148	KULESZA Roman	POL	6.000	8.70	8.20	8.70	8.30	8.70	8.00	8.475		14.475
8	137	WAMMES Jeffrey	NED	6.200	8.30	8.20	8.20	8.30	7.70	8.30	8.250		14.450
9	186	SAMILOGLU Umit	TUR	6.300	7.50	8.00	7.50	8.10	8.40	8.50	8.000		14.300
10	16	BALDAUF Marco	AUT	6.000	8.20	8.40	8.40	8.30	8.20	8.20	8.275		14.275
11	63	MUNOZ Sergio	ESP	6.000	8.30	8.20	8.10	8.70	8.40	8.00	8.250		14.250
12	44	MOZNIK Marijo	CRO	6.300	8.10	7.50	7.60	8.20	8.70	7.90	7.950		14.250
13	178	GISI Roman	SUI	5.800	8.20	8.20	8.40	8.60	8.80	8.50	8.425		14.225
14	19	LEIMLEHNER Fabian	AUT	5.900	7.80	8.20	8.10	8.70	8.50	8.40	8.300		14.200
15	180	BOESCHENSTEIN N.	SUI	5.800	8.30	8.30	8.40	8.40	8.30	8.40	8.350		14.150
16	177	FISCHER Lucas	SUI	6.400	7.90	7.60	7.20	7.80	8.40	7.70	7.750		14.150
17	71	SABOT Hamilton	FRA	6.300	7.50	7.60	7.80	7.90	8.30	7.70	7.750		14.050
18	79	HUNTER Samuel	GBR	6.100	8.00	7.60	7.90	8.00	8.20	7.60	7.875		13.975
19	118	OTTAVI Paolo	ITA	5.700	8.20	8.30	8.00	8.40	8.50	8.10	8.250		13.950
20	61	MARTINEZ Rafael	ESP	6.600	7.20	7.60	7.40	7.10	7.50	7.30	7.350		13.950
21	72	TOMMASONE Cyril	FRA	5.700	8.20	8.20	8.20	8.30	8.20	8.20	8.200		13.900
22	77	KEATINGS Daniel	GBR	5.700	8.40	8.00	8.00	8.30	8.20	8.10	8.150		13.850
23	120	PRINCIPI Paolo	ITA	5.700	8.10	8.20	7.90	8.00	8.00	8.30	8.075		13.775
24	65	CARBALLO Manuel	ESP	5.900	7.50	7.90	7.80	8.10	7.70	7.90	7.825		13.725
25	119	BUSNARI Alberto	ITA	5.900	7.80	7.80	7.90	7.70	7.90	7.80	7.825		13.725
26	37	BATINKOV Aleksandar	BUL	5.700	8.10	8.20	8.00	7.80	7.70	8.10	8.000		13.700
27	160	IANCU C.	ROU	5.400	7.30	8.00	8.50	7.90	8.60	8.30	8.175		13.575
28	155	LOY DA GRACA B.	POR	5.300	7.50	8.10	8.50	8.10	8.70	8.10	8.200		13.500
29	131	PALGEN Sascha	LUX	5.200	7.80	7.80	8.20	8.40	8.40	8.30	8.175		13.375
30	92	MARKOUSIS Dimitrios	GRE	5.900	7.40	7.70	7.50	7.50	7.50	7.40	7.475		13.375
31	89	NGUYEN Marcel	GER	5.800	7.90	7.40	7.60	7.70	7.40	7.10	7.525		13.325
32	91	LYMPANOVNOS Christos	GRE	5.200	7.90	8.10	8.20	8.10	8.00	8.20	8.100		13.300
33	98	CZINGLI Laszlo	HUN	5.300	8.10	7.90	8.10	8.20	7.60	7.90	8.000		13.300
34	68	KOSKINEN Jouko	FIN	5.200	8.00	7.70	8.40	8.20	7.40	8.50	8.075		13.275
35	67	KUUSELA Ilkka	FIN	4.700	8.60	8.30	8.50	8.40	8.60	9.00	8.525		13.225
36	27	SCHROE Kristof	BEL	5.200	8.00	8.00	8.10	8.40	7.70	7.90	8.000		13.200
37	149	LIS Przemyslaw	POL	5.600	8.10	7.40	7.70	7.60	7.20	7.60	7.575		13.175
38	53	SMEJKAL Petr	CZE	5.100	8.00	8.20	8.30	8.10	7.80	7.90	8.050		13.150
39	97	RACZ Attila	HUN	5.200	7.80	7.60	8.30	8.00	7.70	8.00	7.875		13.075
40	140	VAN MINDE Carlo	NED	5.400	7.30	7.70	7.70	8.00	8.00	7.20	7.675		13.075
41	141	JANSEN Espen Inge	NOR	5.000	8.00	8.30	8.20	7.90	8.00	8.00	8.050		13.050
42	126	GUSCINAS Rokas	LTU	5.100	7.50	7.80	8.10	8.20	7.80	8.10	7.950		13.050
43	80	THOMAS Kristian	GBR	5.800	7.20	7.80	7.30	7.20	7.30	7.20	7.250		13.050

INDIVIDUAL JUDGES SCORES  
SENIORS QUALIFICATIONS FOR COMPETITION CIII & CIV

FRI 23 APR 2010 - 10:00



Rank	Bib	Name	NOC Code	D Score	E1 CRO	E2 ESP	E3 POL	E4 GER	E5 ITA	E6 TUR	E Score	Pen. (L / T / O)	Total
44	39	YANEV Filip	BUL	6.000	7.40	7.10	6.90	6.90	7.30	6.90	7.050		13.050
45	142	HANCHE-OLSEN Joachim	NOR	5.400	7.60	7.80	7.60	7.90	7.30	7.50	7.625		13.025
46	147	KIERZKOWSKI Adam	POL	5.000	7.60	7.90	8.20	8.20	8.00	7.90	8.000		13.000
47	157	BUCUR Adrian	ROU	5.300	7.70	7.80	7.70	7.90	7.60	7.50	7.700		13.000
48	56	VAMMEN Helge	DEN	5.100	7.70	7.70	7.70	7.90	7.50	8.00	7.750		12.850
49	181	PIASECKY Samuel	SVK	5.700	6.80	7.20	7.00	7.20	7.20	7.30	7.150		12.850
50	20	SCHWAB Matthias	AUT	4.400	8.00	8.30	8.70	8.40	8.30	8.50	8.375		12.775
51	122	TREFILOVS Dmitrijs	LAT	5.400	6.90	7.50	6.90	7.40	7.10	7.40	7.200		12.600
52	151	ALMEIDA CAMPOS M.	POR	5.700	7.00	6.90	6.70	7.30	6.80	6.80	6.875		12.575
53	109	KRISTMANSSON Robert	ISL	4.700	7.50	7.90	7.70	7.60	7.70	7.80	7.700		12.400
54	101	CARSON Luke	IRL	4.900	7.40	7.60	7.70	7.50	7.40	7.20	7.475		12.375
55	187	AKKAVAK Muhammed	TUR	4.800	7.20	7.60	8.00	7.50	7.60	7.50	7.550		12.350
56	51	KONECNY Martin	CZE	5.900	6.40	6.00	6.80	6.60	5.90	6.60	6.400		12.300
57	69	MAEAETAE Kalle	FIN	4.700	7.40	7.80	7.70	7.40	7.40	8.10	7.575		12.275
58	100	HIDVEGI Vid	HUN	5.000	7.10	7.40	7.10	7.40	7.70	7.20	7.275		12.275
59	28	TOEBACK Jonas	BEL	4.500	8.00	7.70	7.90	8.00	7.40	7.40	7.750		12.250
60	158	BUIDOSO Ovidiu	ROU	6.000	5.60	6.50	6.10	6.00	6.20	6.60	6.200		12.200
61	127	IZMODENOV Jevgenij	LTU	5.100	7.00	7.20	7.30	7.00	7.00	6.90	7.050		12.150
62	21	SHIKHALIYEV Shakir	AZE	4.400	7.30	7.90	7.10	7.90	7.50	8.00	7.650		12.050
63	45	BARON Matija	CRO	4.200	7.10	7.50	7.90	7.70	7.80	7.90	7.725		11.925
64	104	O'DONNELL Anthony	IRL	3.600	7.60	7.90	8.30	8.30	7.90	8.50	8.100		11.700
65	153	PALMA SIMOES Gustavo	POR	4.700	6.50	7.40	6.40	6.90	7.00	7.20	6.900		11.600
66	171	PAUNOVIC Milos	SRB	4.900	6.50	6.80	6.20	6.90	6.50	6.80	6.650		11.550
67	170	LAMUT Andraz	SLO	3.200	8.00	8.00	8.40	8.20	7.90	8.60	8.150		11.350
68	58	WINDFELD - HELLSTEN	DEN	4.100	7.30	7.50	7.80	7.00	7.20	6.70	7.250		11.350
69	52	BOLTAR Michal	CZE	4.700	6.50	6.90	6.60	6.60	7.20	6.30	6.650		11.350
70	168	KLAVORA Rok	SLO	4.300	7.40	7.00	6.60	6.90	6.80	7.50	7.025		11.325
71	26	GENTGES Gilles	BEL	5.000	5.40	6.50	6.30	6.00	6.50	6.30	6.275		11.275
72	144	KRISTENSEN Steffen	NOR	4.200	6.80	6.70	7.30	7.00	7.10	7.30	7.050		11.250
73	57	PURGE Florin	DEN	4.500	6.20	6.80	6.30	6.20	6.00	6.90	6.375		10.875
74	107	GUNNARSSON O.	ISL	4.000	5.10	5.50	6.40	5.10	5.80	6.20	5.650		9.650
75	188	SANLI Ozgur	TUR	4.600	5.00	4.50	4.60	4.80	5.00	6.40	4.850		9.450
76	42	MARKOVIC Tomislav	CRO	1.000	4.60	4.60	4.10	4.50	4.50	4.40	4.500		5.500

Legend:

D Difficulty score      E1 - E6 Execution Panel judges 1 - 6      Pen Penalty      L / T / O Penalty Line / Time / Other



Horizontal Bar

**TIE-BREAK REPORT**  
**SENIORS QUALIFICATIONS FOR COMPETITION CIII & CIV**

FRI 23 APR 2010 - 10:00



Bib	Name	NOC Code	E1 ROU	E2 GRE	E3 NED	E4 SRB	SUI	POL	Average	Tie-Break Rank	Total
157	BUCUR Adrian	ROU	9.00	8.80	8.80	8.90	8.60	9.00		(=9)	14.675
			Mid. 4	1.00	1.20	1.20	1.10	<del>1.40</del>	1.125	(9)	
137	WAMMES Jeffrey	NED	8.60	8.50	8.50	8.40	8.70	8.70		(=9)	14.675
			Mid. 4	1.40	1.50	1.50	<del>1.60</del>	1.30	1.425	(10)	
92	MARKOUSIS Dimitrios	GRE	8.50	8.90	8.30	8.70	8.40	8.30		(=9)	14.675
			Mid. 4	1.50	<del>1.10</del>	<del>1.70</del>	1.30	1.60	1.525	(11)	
62	BOTELLA PEREZ Isaac	ESP	8.40	8.40	8.40	7.80	8.40	8.30		(=9)	14.675
			Mid. 4	1.60	1.60	1.60	<del>2.20</del>	<del>1.60</del>	1.625	(12)	
64	GOMEZ FUERTES Javier	ESP	8.40	8.60	8.60	8.30	8.60	8.80		(=13)	14.650
			Mid. 4	1.60	1.40	1.40	<del>1.70</del>	<del>1.40</del>	1.450	(13)	
42	MARKOVIC Tomislav	CRO	8.30	8.70	8.40	8.50	8.50	8.40		(=13)	14.650
			Mid. 4	<del>1.70</del>	<del>1.30</del>	1.60	1.50	1.50	1.550	(14)	
178	GISI Roman	SUI	8.70	8.80	8.70	8.50	8.90	8.40		(=19)	14.175
			Mid. 4	1.30	1.20	1.30	1.50	<del>1.40</del>	1.325	(=19)	
			Avg. 3	1.30	1.20	1.30	<del>1.50</del>	<del>1.40</del>	1.266	(=19)	
			Avg. 2	1.30	1.20	<del>1.30</del>	<del>1.50</del>	<del>1.40</del>	1.250	(=19)	
			Avg. 1	<del>1.30</del>	1.20	<del>1.30</del>	<del>1.50</del>	<del>1.40</del>	1.200	(=19)	
			Avg. 5	1.30	1.20	1.30	1.50	1.10	1.280	(=19)	
			Avg. 6	1.30	1.20	1.30	1.50	1.10	1.333	(19)	
99	MARJAN Peter	HUN	8.50	8.30	8.70	8.70	8.80	8.90		(=19)	14.175
			Mid. 4	1.50	<del>1.70</del>	1.30	1.30	1.20	1.325	(=19)	
			Avg. 3	<del>1.50</del>	<del>1.70</del>	1.30	1.30	1.20	1.266	(=19)	
			Avg. 2	<del>1.50</del>	<del>1.70</del>	1.30	<del>1.30</del>	1.20	1.250	(=19)	
			Avg. 1	<del>1.50</del>	<del>1.70</del>	<del>1.30</del>	<del>1.30</del>	1.20	1.200	(=19)	
			Avg. 5	1.50	<del>1.70</del>	1.30	1.30	1.20	1.280	(=19)	
			Avg. 6	1.50	1.70	1.30	1.30	1.20	1.350	(20)	
37	BATINKOV Aleksandar	BUL	8.40	8.30	8.20	8.10	8.10	7.90		(=19)	14.175
			Mid. 4	<del>1.60</del>	1.70	1.80	1.90	<del>2.10</del>	1.825	(21)	
118	OTTAVI Paolo	ITA	8.70	8.70	8.60	8.50	8.90	8.60		(=26)	13.950
			Mid. 4	1.30	1.30	1.40	<del>1.50</del>	<del>1.40</del>	1.350	(26)	
168	KLAVORA Rok	SLO	8.20	8.10	8.30	8.40	7.90	8.50		(=26)	13.950
			Mid. 4	1.80	1.90	1.70	1.60	<del>2.10</del>	1.750	(27)	
91	LYMPANOVNOS Christos	GRE	8.50	8.70	8.50	8.50	8.10	8.60		(=30)	13.825
			Mid. 4	1.50	<del>1.30</del>	1.50	1.50	<del>1.90</del>	1.475	(30)	
181	PIASECKY Samuel	SVK	8.20	8.40	8.00	8.30	8.00	8.00		(=30)	13.825
			Mid. 4	1.80	<del>1.60</del>	<del>2.00</del>	1.70	2.00	1.875	(31)	
127	IZMODENOV Jevgenij	LTU	8.30	8.60	8.40	8.00	8.50	8.30		(=34)	13.675
			Mid. 4	1.70	<del>1.40</del>	1.60	<del>2.00</del>	1.50	1.625	(34)	
148	KULESZA Roman	POL	8.40	8.00	7.80	8.40	8.30	8.50		(=34)	13.675
			Mid. 4	1.60	2.00	<del>2.20</del>	1.60	1.70	1.725	(35)	
18	KRANZLMUELLER Lukas	AUT	8.30	8.40	8.50	8.60	8.60	8.40		(=40)	13.475
			Mid. 4	<del>1.70</del>	1.60	1.50	1.40	<del>1.40</del>	1.525	(40)	
150	LYSZCZARZ Marek	POL	7.90	8.40	8.50	8.70	8.50	8.10		(=40)	13.475
			Mid. 4	<del>2.10</del>	1.60	1.50	<del>1.30</del>	1.50	1.625	(41)	

TIE-BREAK REPORT  
SENIORS QUALIFICATIONS FOR COMPETITION CIII & CIV

FRI 23 APR 2010 - 10:00



Bib	Name	NOC Code		E1 ROU	E2 GRE	E3 NED	E4 SRB	SUI	POL	Average	Tie-Break Rank	Total
100	HIDVEGI Vid	HUN		8.10	8.50	8.20	8.20	8.00	8.60		(=43)	13.350
			Mid. 4	1.90	1.50	1.80	1.80	2.00	1.40	1.750	(=43)	
			Avg. 3	1.90	1.50	1.80	1.80	2.00	1.40	1.700	(43)	
122	TREFILOVS Dmitrijs	LAT		8.20	8.30	8.20	8.20	8.30	8.30		(=43)	13.350
			Mid. 4	1.80	1.70	1.80	1.80	1.70	1.70	1.750	(=43)	
			Avg. 3	1.80	1.70	1.80	1.80	1.70	1.70	1.733	(=44)	
			Avg. 2	1.80	1.70	1.80	1.80	1.70	1.70	1.700	(=44)	
			Avg. 1	1.80	1.70	1.80	1.80	1.70	1.70	1.700	(=44)	
			Avg. 5	1.80	1.70	1.80	1.80	1.70	1.70	1.740	(=44)	
			Avg. 6	1.80	1.70	1.80	1.80	1.70	1.70	1.750	(44)	
66	TUUHA Tomi	FIN		8.30	8.20	8.30	7.90	8.30	8.20		(=43)	13.350
			Mid. 4	1.70	1.80	1.70	2.10	1.70	1.80	1.750	(=43)	
			Avg. 3	1.70	1.80	1.70	2.10	1.70	1.80	1.733	(=44)	
			Avg. 2	1.70	1.80	1.70	2.10	1.70	1.80	1.700	(=44)	
			Avg. 1	1.70	1.80	1.70	2.10	1.70	1.80	1.700	(=44)	
			Avg. 5	1.70	1.80	1.70	2.10	1.70	1.80	1.740	(=44)	
			Avg. 6	1.70	1.80	1.70	2.10	1.70	1.80	1.800	(45)	
27	SCHROE Kristof	BEL		7.80	8.40	8.70	8.70	8.30	8.70		(=46)	13.325
			Mid. 4	2.20	1.60	1.30	1.30	1.70	1.30	1.475	(46)	
58	WINDFELD - HELLSTEN Alexander	DEN		8.20	8.10	8.30	8.20	8.30	8.20		(=46)	13.325
			Mid. 4	1.80	1.90	1.70	1.80	1.70	1.80	1.775	(47)	
179	RAMSEIER Mark	SUI		8.00	8.00	7.90	7.80	8.10	7.70		(=46)	13.325
			Mid. 4	2.00	2.00	2.10	2.20	1.90	2.30	2.075	(48)	
109	KRISTMANSSON Robert	ISL		8.20	8.40	8.40	8.50	8.20	8.20		(=49)	13.300
			Mid. 4	1.80	1.60	1.60	1.50	1.80	1.80	1.700	(49)	
131	PALGEN Sascha	LUX		7.90	8.10	7.40	7.60	7.50	7.30		(=49)	13.300
			Mid. 4	2.10	1.90	2.60	2.40	2.50	2.70	2.400	(50)	
171	PAUNOVIC Milos	SRB		8.30	8.50	8.30	8.30	8.20	7.90		(=60)	12.875
			Mid. 4	1.70	1.50	1.70	1.70	1.80	2.10	1.725	(60)	
140	VAN MINDE Carlo	NED		7.90	8.20	8.00	7.60	7.60	7.30		(=60)	12.875
			Mid. 4	2.10	1.80	2.00	2.40	2.40	2.70	2.225	(61)	
145	CONRADI Marcus	NOR		7.30	7.90	7.80	7.40	7.20	7.20		(=68)	12.425
			Mid. 4	2.70	2.10	2.20	2.60	2.80	2.80	2.575	(68)	
28	TOEBACK Jonas	BEL		7.60	7.20	7.30	7.20	7.10	7.60		(=68)	12.425
			Mid. 4	2.40	2.80	2.70	2.80	2.90	2.40	2.675	(69)	
53	SMEJKAL Petr	CZE		8.30	8.50	8.30	8.60	8.20	8.00		(=71)	12.325
			Mid. 4	1.70	1.50	1.70	1.40	1.80	2.00	1.675	(71)	
45	BARON Matija	CRO		7.10	7.20	7.50	7.60	7.50	7.50		(=71)	12.325
			Mid. 4	2.90	2.80	2.50	2.40	2.50	2.50	2.575	(72)	

Legend

E1 - E4 Panel "E" judges 1 - 4 = Equal sign indicate that two or more gymnasts share the same rank by total

 Floor

TIE-BREAK REPORT  
SENIORS QUALIFICATIONS FOR COMPETITION CIII & CIV

FRI 23 APR 2010 - 10:00



Bib	Name	NOC Code	E1 DEN	E2 SVK	E3 IRL	E4 ITA	ROU	SRB	Average	Tie-Break Rank	Total
86	BOY Philipp	GER	7.80 Mid. 4 <del>2.20</del>	8.20 1.80	8.10 1.90	8.20 1.80	8.00 2.00	8.20 <del>4.80</del>	1.875	(=12) (12)	14.125
29	TRUYENS Donna Donny	BEL	8.20 Mid. 4 <del>4.80</del>	7.70 <del>2.30</del>	8.00 2.00	8.00 2.00	7.80 2.20	7.90 2.10	2.075	(=12) (13)	14.125
90	SPIRIDONOV Evgenij	GER	8.60 Mid. 4 <del>4.40</del>	8.40 1.60	8.20 1.80	8.30 1.70	8.40 1.60	8.10 <del>4.90</del>	1.675	(=15) (15)	13.925
71	SABOT Hamilton	FRA	7.70 Mid. 4 <del>2.30</del>	8.40 1.60	8.10 1.90	8.10 1.90	8.40 <del>4.60</del>	8.30 1.70	1.775	(=15) (16)	13.925
118	OTTAVI Paolo	ITA	8.70 Mid. 4 <del>1.30</del>	8.80 <del>4.20</del>	8.20 <del>4.80</del>	8.30 1.70	8.20 1.80	8.40 1.60	1.600	(=25) (25)	13.600
169	BRITOVSEK Ziga	SLO	7.60 Mid. 4 <del>2.40</del>	8.30 1.70	8.00 2.00	7.70 2.30	7.60 2.40	8.40 <del>4.60</del>	2.100	(=25) (26)	13.600
45	BARON Matija	CRO	8.30 Mid. 4 <del>4.70</del>	8.40 1.60	8.40 1.60	8.60 1.40	8.70 <del>4.30</del>	8.50 1.50	1.525	(=32) (32)	13.275
122	TREILOVS Dmitrijs	LAT	8.00 Mid. 4 <del>2.00</del>	7.90 2.10	7.50 <del>2.50</del>	8.30 <del>4.70</del>	7.90 2.10	8.10 1.90	2.025	(=32) (33)	13.275
146	HULBOJ Kamil	POL	8.50 Mid. 4 <del>1.50</del>	8.60 <del>4.40</del>	8.40 1.60	8.30 1.70	8.10 <del>4.90</del>	8.30 1.70	1.625	(=35) (35)	13.075
67	KUUSELA Ilkka	FIN	7.80 Mid. 4 <del>2.20</del>	7.90 2.10	8.20 1.80	8.70 <del>4.30</del>	8.10 1.90	8.10 1.90	1.925	(=35) (36)	13.075
153	PALMA SIMOES Gustavo	POR	7.20 Mid. 4 <del>2.80</del>	7.40 2.60	7.10 2.90	7.40 2.60	7.90 <del>2.40</del>	6.90 <del>3.40</del>	2.725	(=35) (37)	13.075
148	KULESZA Roman	POL	7.50 Mid. 4 <del>2.50</del>	8.20 1.80	7.90 2.10	7.90 2.10	7.90 2.10	8.30 <del>4.70</del>	2.025	(=43) (43)	12.675
139	DEURLOO Bart	NED	6.80 Mid. 4 <del>3.20</del>	7.80 2.20	7.40 2.60	7.40 2.60	7.70 2.30	8.30 <del>4.70</del>	2.425	(=43) (44)	12.675
142	HANCHE-OLSEN Joachim	NOR	7.90 Mid. 4 <del>2.10</del>	7.90 2.10	7.60 2.40	8.30 <del>4.70</del>	7.40 <del>2.60</del>	7.90 2.10	2.175	(=51) (51)	12.125
93	MARAS Vlasios	GRE	7.30 Mid. 4 <del>2.70</del>	7.90 2.10	7.70 2.30	7.40 2.60	7.90 2.10	8.10 <del>4.90</del>	2.275	(=51) (52)	12.125
69	MAEAETTAE Kalle	FIN	7.00 Mid. 4 <del>3.00</del>	6.80 3.20	6.80 3.20	7.50 <del>2.50</del>	7.10 2.90	6.70 <del>3.30</del>	3.075	(=51) (53)	12.125
126	GUSCINAS Rokas	LTU	7.30 Mid. 4 <del>2.70</del>	7.30 2.70	7.00 3.00	7.30 <del>2.70</del>	7.10 2.90	6.90 <del>3.40</del>	2.825	(=60) (60)	11.675
127	IZMODENOV Jevgenij	LTU	6.40 Mid. 4 <del>3.60</del>	6.10 <del>3.90</del>	6.50 3.50	6.80 <del>3.20</del>	6.40 3.60	6.60 3.40	3.525	(=60) (61)	11.675

Legend

E1 - E4 Panel "E" judges 1 - 4 = Equal sign indicate that two or more gymnasts share the same rank by total



Pommel Horse

TIE-BREAK REPORT  
SENIORS QUALIFICATIONS FOR COMPETITION CIII & CIV

FRI 23 APR 2010 - 10:00



Bib	Name	NOC Code		E1 LUX	E2 CYP	E3 FRA	E4 GBR	SLO	SUI	Average	Tie-Break Rank	Total
79	HUNTER Samuel	GBR		8.80	8.60	9.00	9.00	8.80	8.60		(=16)	14.100
			Mid. 4	1.20	<del>1.40</del>	1.00	<del>1.00</del>	1.20	1.40	1.200	(16)	
19	LEIMLEHNER Fabian	AUT		7.90	8.20	8.10	8.20	8.40	8.30		(=16)	14.100
			Mid. 4	<del>2.40</del>	1.80	1.90	1.80	<del>1.60</del>	1.70	1.800	(17)	
71	SABOT Hamilton	FRA		8.60	8.10	8.60	8.50	8.30	8.60		(=19)	14.000
			Mid. 4	1.40	<del>1.90</del>	1.40	1.50	1.70	<del>1.40</del>	1.500	(19)	
151	ALMEIDA CAMPOS Manuel	POR		8.50	8.30	8.10	7.90	8.40	8.00		(=19)	14.000
			Mid. 4	<del>1.50</del>	1.70	1.90	<del>2.10</del>	1.60	2.00	1.800	(20)	
138	VAN ASSCHE Anthony	NED		8.30	8.40	8.80	8.10	8.30	8.40		(=22)	13.950
			Mid. 4	1.70	1.60	<del>1.20</del>	<del>1.90</del>	1.70	1.60	1.650	(22)	
153	PALMA SIMOES Gustavo	POR		7.30	7.70	8.20	7.40	7.70	7.80		(=22)	13.950
			Mid. 4	<del>2.70</del>	2.30	<del>1.80</del>	2.60	2.30	2.20	2.350	(23)	
179	RAMSEIER Mark	SUI		8.60	8.20	8.00	8.30	8.80	8.60		(=24)	13.925
			Mid. 4	1.40	1.80	<del>2.00</del>	1.70	<del>1.20</del>	1.40	1.575	(24)	
154	ALMEIDA Simao	POR		8.20	8.70	8.40	7.80	8.20	8.50		(=24)	13.925
			Mid. 4	1.80	<del>1.30</del>	1.60	<del>2.20</del>	1.80	1.50	1.675	(25)	
70	LEINONEN Markku	FIN		8.70	8.10	8.60	7.90	8.60	8.30		(=26)	13.900
			Mid. 4	<del>1.30</del>	1.90	1.40	<del>2.10</del>	1.40	1.70	1.600	(26)	
94	KOSMIDIS Eleftherios	GRE		8.40	8.70	8.30	8.20	8.10	8.30		(=26)	13.900
			Mid. 4	1.60	<del>1.30</del>	1.70	1.80	<del>1.90</del>	1.70	1.700	(27)	
147	KIERZKOWSKI Adam	POL		8.80	8.70	9.00	9.00	8.90	8.60		(=28)	13.850
			Mid. 4	1.20	1.30	1.00	<del>1.00</del>	1.10	<del>1.40</del>	1.150	(28)	
148	KULESZA Roman	POL		8.50	8.60	8.50	8.60	8.50	8.70		(=28)	13.850
			Mid. 4	<del>1.50</del>	1.40	1.50	1.40	1.50	<del>1.30</del>	1.450	(29)	
171	PAUNOVIC Milos	SRB		8.10	8.00	7.90	7.80	8.10	8.40		(=38)	13.425
			Mid. 4	1.90	2.00	2.10	<del>2.20</del>	1.90	<del>1.60</del>	1.975	(38)	
126	GUSCINAS Rokas	LTU		7.90	7.70	7.70	7.90	8.00	7.80		(=38)	13.425
			Mid. 4	2.10	<del>2.30</del>	2.30	2.10	<del>2.00</del>	2.20	2.175	(39)	
169	BRITOVSEK Ziga	SLO		9.10	8.30	8.60	8.60	8.60	8.50		(=40)	13.375
			Mid. 4	<del>0.90</del>	<del>1.70</del>	1.40	1.40	1.40	1.50	1.425	(40)	
131	PALGEN Sascha	LUX		7.50	8.00	8.20	8.20	7.90	7.80		(=40)	13.375
			Mid. 4	<del>2.50</del>	2.00	1.80	<del>1.80</del>	2.10	2.20	2.025	(41)	
141	JANSEN Espen Inge	NOR		8.10	8.50	8.40	8.20	8.50	8.60		(=42)	13.300
			Mid. 4	<del>1.90</del>	1.50	1.60	1.80	1.50	<del>1.40</del>	1.600	(42)	
26	GENTGES Gilles	BEL		7.60	8.60	8.70	7.50	8.40	8.60		(=42)	13.300
			Mid. 4	2.40	1.40	<del>1.30</del>	<del>2.50</del>	1.60	1.40	1.700	(43)	



TIE-BREAK REPORT  
SENIORS QUALIFICATIONS FOR COMPETITION CIII & CIV

FRI 23 APR 2010 - 10:00



Bib	Name	NOC Code	E1 LUX	E2 CYP	E3 FRA	E4 GBR	SLO	SUI	Average	Tie-Break Rank	Total	
56	VAMMEN Helge	DEN	8.50	8.30	8.70	9.00	8.30	8.30		(=45)	13.250	
			Mid. 4	1.50	1.70	1.30	1.00	1.70	1.70	1.550		(=45)
			Avg. 3	1.50	1.70	1.30	1.00	1.70	1.70	1.500		(=45)
			Avg. 2	1.50	1.70	1.30	1.00	1.70	1.70	1.400		(=45)
			Avg. 1	1.50	1.70	1.30	1.00	1.70	1.70	1.300		(45)
120	PRINCIPI Paolo	ITA	8.60	8.20	8.30	8.80	8.60	8.30		(=45)	13.250	
			Mid. 4	1.40	1.80	1.70	1.20	1.40	1.70	1.550		(=45)
			Avg. 3	1.40	1.80	1.70	1.20	1.40	1.70	1.500		(=45)
			Avg. 2	1.40	1.80	1.70	1.20	1.40	1.70	1.400		(=45)
			Avg. 1	1.40	1.80	1.70	1.20	1.40	1.70	1.400		(46)
69	MAEAETTAE Kalle	FIN	7.50	7.40	7.90	7.60	7.90	7.80		(=59)	12.400	
			Mid. 4	2.50	2.60	2.10	2.40	2.10	2.20	2.300		(59)
30	VAN DAMME Koen	BEL	7.70	7.40	7.60	6.80	7.20	7.00		(=59)	12.400	
			Mid. 4	2.30	2.60	2.40	3.20	2.80	3.00	2.700		(60)
142	HANCHE-OLSEN Joachim	NOR	8.30	8.00	8.50	8.20	8.10	7.90		(=63)	12.050	
			Mid. 4	1.70	2.00	1.50	1.80	1.90	2.10	1.850		(63)
182	KAMENICKY Daniel	SVK	6.40	6.40	6.50	7.00	6.90	6.80		(=63)	12.050	
			Mid. 4	3.60	3.60	3.50	3.00	3.10	3.20	3.350		(64)

Legend

E1 - E4 Panel "E" judges 1 - 4 = Equal sign indicate that two or more gymnasts share the same rank by total



Rings

TIE-BREAK REPORT  
SENIORS QUALIFICATIONS FOR COMPETITION CIII & CIV

FRI 23 APR 2010 - 10:00



Bib	Name	NOC Code	E1 BEL	E2 LTU	E3 SLO	E4 HUN	GBR	BUL	Average	Tie-Break Rank	Total
79	HUNTER Samuel	GBR	8.90	8.70	8.90	8.80	8.70	8.90		(=15)	14.425
			Mid. 4	1.10	<del>1.30</del>	1.10	1.20	1.30	1.175	(=15)	
			Avg. 3	1.10	<del>1.30</del>	1.10	1.20	<del>1.40</del>	1.133	(15)	
117	MORANDI Matteo	ITA	9.00	8.80	8.90	8.60	8.80	8.80		(=15)	14.425
			Mid. 4	<del>1.00</del>	1.20	1.10	<del>1.40</del>	1.20	1.175	(=15)	
			Avg. 3	<del>1.00</del>	1.20	1.10	<del>1.40</del>	1.20	1.166	(16)	
176	CAPELLI Claudio	SUI	8.80	8.90	8.80	8.90	9.10	9.00		(=17)	14.400
			Mid. 4	<del>1.20</del>	1.10	1.20	1.10	<del>0.90</del>	1.100	(17)	
77	KEATINGS Daniel	GBR	8.60	8.30	8.40	8.40	8.40	8.40		(=17)	14.400
			Mid. 4	<del>1.40</del>	<del>1.70</del>	1.60	1.60	1.60	1.600	(18)	
181	PIASECKY Samuel	SVK	8.10	8.40	8.70	8.60	8.40	8.10		(=19)	14.375
			Mid. 4	<del>1.90</del>	1.60	<del>1.30</del>	1.40	1.60	1.625	(=19)	
			Avg. 3	<del>1.90</del>	1.60	<del>1.30</del>	1.40	<del>1.90</del>	1.533	(19)	
64	GOMEZ FUERTES Javier	ESP	8.00	8.40	8.40	8.40	8.30	8.80		(=19)	14.375
			Mid. 4	<del>2.00</del>	1.60	1.60	1.60	1.70	1.625	(=19)	
			Avg. 3	<del>2.00</del>	1.60	1.60	1.60	<del>1.70</del>	1.600	(20)	
119	BUSNARI Alberto	ITA	8.50	8.60	8.50	8.60	8.70	8.60		(=25)	13.875
			Mid. 4	<del>1.50</del>	1.40	1.50	1.40	<del>1.30</del>	1.425	(25)	
177	FISCHER Lucas	SUI	7.80	7.30	8.00	7.80	7.60	7.90		(=25)	13.875
			Mid. 4	2.20	<del>2.70</del>	<del>2.00</del>	2.20	2.40	2.225	(26)	
37	BATINKOV Aleksandar	BUL	8.30	7.50	8.10	8.00	7.30	8.70		(=29)	13.675
			Mid. 4	1.70	2.50	1.90	2.00	<del>2.70</del>	2.025	(29)	
51	KONECNY Martin	CZE	8.00	7.80	7.70	7.80	7.40	7.80		(=29)	13.675
			Mid. 4	<del>2.00</del>	2.20	2.30	2.20	<del>2.60</del>	2.225	(30)	
98	CZINGLI Laszlo	HUN	8.70	8.40	8.50	8.80	8.80	8.30		(=34)	13.500
			Mid. 4	1.30	1.60	1.50	1.20	<del>1.20</del>	1.400	(34)	
153	PALMA SIMOES Gustavo	POR	8.20	8.40	8.40	8.30	7.50	8.30		(=34)	13.500
			Mid. 4	1.80	1.60	<del>1.60</del>	1.70	<del>2.50</del>	1.700	(35)	
67	KUUSELA Ilkka	FIN	7.80	7.80	8.00	8.30	7.70	7.90		(=40)	13.275
			Mid. 4	2.20	2.20	2.00	<del>1.70</del>	<del>2.30</del>	2.125	(40)	
97	RACZ Attila	HUN	7.80	7.70	7.20	8.10	7.80	7.80		(=40)	13.275
			Mid. 4	2.20	2.30	<del>2.80</del>	<del>1.90</del>	2.20	2.225	(41)	
170	LAMUT Andraz	SLO	8.40	8.30	8.50	8.40	8.90	8.50		(=47)	12.950
			Mid. 4	1.60	<del>1.70</del>	1.50	1.60	<del>1.40</del>	1.550	(47)	
137	WAMMES Jeffrey	NED	7.40	7.80	7.50	8.00	7.50	7.80		(=47)	12.950
			Mid. 4	<del>2.60</del>	2.20	2.50	<del>2.00</del>	2.50	2.350	(48)	
186	SAMILOGLU Umit	TUR	8.60	8.60	8.60	8.50	8.70	8.90		(=54)	12.625
			Mid. 4	1.40	1.40	1.40	<del>1.50</del>	1.30	1.375	(54)	
127	IZMODENOV Jevgenij	LTU	7.90	8.00	8.20	7.70	7.50	8.10		(=54)	12.625
			Mid. 4	2.10	2.00	<del>1.80</del>	2.30	<del>2.50</del>	2.075	(55)	

TIE-BREAK REPORT  
SENIORS QUALIFICATIONS FOR COMPETITION CIII & CIV

FRI 23 APR 2010 - 10:00



Bib	Name	NOC Code	E1 BEL	E2 LTU	E3 SLO	E4 HUN	GBR	BUL	Average	Tie-Break Rank	Total
20	SCHWAB Matthias	AUT	8.20	8.00	8.50	8.20	8.30	8.10		(=56)	12.600
		Mid. 4	1.80	<del>2.00</del>	<del>1.50</del>	1.80	1.70	1.90	1.800	(56)	
171	PAUNOVIC Milos	SRB	7.80	8.10	7.30	8.10	8.30	7.60		(=56)	12.600
		Mid. 4	2.20	1.90	<del>2.70</del>	1.90	<del>1.70</del>	2.40	2.100	(57)	
187	AKKAVAK Muhammed	TUR	8.00	7.90	8.00	7.90	7.20	7.90		(=65)	12.225
		Mid. 4	2.00	2.10	<del>2.00</del>	2.10	<del>2.80</del>	2.10	2.075	(65)	
53	SMEJKAL Petr	CZE	8.00	7.00	8.20	7.60	7.30	7.20		(=65)	12.225
		Mid. 4	2.00	<del>3.00</del>	<del>1.80</del>	2.40	2.70	2.80	2.475	(66)	
188	SANLI Ozgur	TUR	7.80	8.60	7.90	8.00	6.90	8.10		(=69)	11.950
		Mid. 4	2.20	<del>1.40</del>	2.10	2.00	<del>3.10</del>	1.90	2.050	(69)	
122	TREFILOVS Dmitrijs	LAT	8.00	7.60	7.90	7.60	7.90	7.60		(=69)	11.950
		Mid. 4	<del>2.00</del>	<del>2.40</del>	2.10	2.40	2.10	2.40	2.250	(70)	

Legend

E1 - E4 Panel "E" judges 1 - 4 = Equal sign indicate that two or more gymnasts share the same rank by total



Parallel Bars

TIE-BREAK REPORT  
SENIORS QUALIFICATIONS FOR COMPETITION CIII & CIV

FRI 23 APR 2010 - 10:00



Bib	Name	NOC Code	E1 CRO	E2 ESP	E3 POL	E4 GER	ITA	TUR	Average	Tie-Break Rank	Total
63	MUNOZ Sergio	ESP	8.30	8.20	8.10	8.70	8.40	8.00		(=11)	14.250
			Mid. 4	1.70	1.80	1.90	1.30	1.60	2.00	1.750	(11)
44	MOZNIK Marijo	CRO	8.10	7.50	7.60	8.20	8.70	7.90		(=11)	14.250
			Mid. 4	1.90	2.50	2.40	1.80	1.30	2.10	2.050	(12)
180	BOESCHENSTEIN Nicolas	SUI	8.30	8.30	8.40	8.40	8.30	8.40		(=15)	14.150
			Mid. 4	1.70	1.60	1.60	1.70	1.60	1.60	1.650	(15)
177	FISCHER Lucas	SUI	7.90	7.60	7.20	7.80	8.40	7.70		(=15)	14.150
			Mid. 4	2.10	2.40	2.80	2.20	1.60	2.30	2.250	(16)
118	OTTAVI Paolo	ITA	8.20	8.30	8.00	8.40	8.50	8.10		(=19)	13.950
			Mid. 4	1.80	1.70	2.00	1.60	1.50	1.90	1.750	(19)
61	MARTINEZ Rafael	ESP	7.20	7.60	7.40	7.10	7.50	7.30		(=19)	13.950
			Mid. 4	2.80	2.40	2.60	2.90	2.50	2.70	2.650	(20)
65	CARBALLO Manuel	ESP	7.50	7.90	7.80	8.10	7.70	7.90		(=24)	13.725
			Mid. 4	2.50	2.10	2.20	1.90	2.30	2.10	2.175	(=24)
			Avg. 3	2.50	2.10	2.20	1.90	2.30	2.10	2.133	(24)
119	BUSNARI Alberto	ITA	7.80	7.80	7.90	7.70	7.90	7.80		(=24)	13.725
			Mid. 4	2.20	2.20	2.10	2.30	2.10	2.20	2.175	(=24)
			Avg. 3	2.20	2.20	2.10	2.30	2.10	2.20	2.166	(25)
131	PALGEN Sascha	LUX	7.80	7.80	8.20	8.40	8.40	8.30		(=29)	13.375
			Mid. 4	2.20	2.20	1.80	1.60	1.60	1.70	1.825	(29)
92	MARKOUSIS Dimitrios	GRE	7.40	7.70	7.50	7.50	7.50	7.40		(=29)	13.375
			Mid. 4	2.60	2.30	2.50	2.50	2.50	2.60	2.525	(30)
91	LYMPANOVNOS Christos	GRE	7.90	8.10	8.20	8.10	8.00	8.20		(=32)	13.300
			Mid. 4	2.10	1.90	1.80	1.90	2.00	1.80	1.900	(32)
98	CZINGLI Laszlo	HUN	8.10	7.90	8.10	8.20	7.60	7.90		(=32)	13.300
			Mid. 4	1.90	2.10	1.90	1.80	2.40	2.10	2.000	(33)
97	RACZ Attila	HUN	7.80	7.60	8.30	8.00	7.70	8.00		(=39)	13.075
			Mid. 4	2.20	2.40	1.70	2.00	2.30	2.00	2.125	(39)
140	VAN MINDE Carlo	NED	7.30	7.70	7.70	8.00	8.00	7.20		(=39)	13.075
			Mid. 4	2.70	2.30	2.30	2.00	2.00	2.80	2.325	(40)
141	JANSEN Espen Inge	NOR	8.00	8.30	8.20	7.90	8.00	8.00		(=41)	13.050
			Mid. 4	2.00	1.70	1.80	2.10	2.00	2.00	1.950	(41)
126	GUSCINAS Rokas	LTU	7.50	7.80	8.10	8.20	7.80	8.10		(=41)	13.050
			Mid. 4	2.50	2.20	1.90	1.80	2.20	1.90	2.050	(42)
80	THOMAS Kristian	GBR	7.20	7.80	7.30	7.20	7.30	7.20		(=41)	13.050
			Mid. 4	2.80	2.20	2.70	2.80	2.70	2.80	2.750	(43)
39	YANEV Filip	BUL	7.40	7.10	6.90	6.90	7.30	6.90		(=41)	13.050
			Mid. 4	2.60	2.90	3.10	3.10	2.70	3.10	2.950	(44)

TIE-BREAK REPORT  
SENIORS QUALIFICATIONS FOR COMPETITION CIII & CIV

FRI 23 APR 2010 - 10:00



Bib	Name	NOC Code	E1 CRO	E2 ESP	E3 POL	E4 GER	ITA	TUR	Average	Tie-Break Rank	Total
147	KIERZKOWSKI Adam	POL	7.60 Mid. 4 <del>2.40</del>	7.90 2.10	8.20 1.80	8.20 <del>1.80</del>	8.00 2.00	7.90 2.10	2.000	(=46) (46)	13.000
157	BUCUR Adrian	ROU	7.70 Mid. 4 2.30	7.80 2.20	7.70 2.30	7.90 <del>2.10</del>	7.60 2.40	7.50 <del>2.50</del>	2.300	(=46) (47)	13.000
56	VAMMEN Helge	DEN	7.70 Mid. 4 2.30	7.70 2.30	7.70 2.30	7.90 2.10	7.50 <del>2.50</del>	8.00 <del>2.00</del>	2.250	(=48) (48)	12.850
181	PIASECKY Samuel	SVK	6.80 Mid. 4 <del>3.20</del>	7.20 2.80	7.00 3.00	7.20 2.80	7.20 2.80	7.30 <del>2.70</del>	2.850	(=48) (49)	12.850
69	MAEAETTAE Kalle	FIN	7.40 Mid. 4 <del>2.60</del>	7.80 2.20	7.70 2.30	7.40 2.60	7.40 2.60	8.10 <del>1.90</del>	2.425	(=57) (57)	12.275
100	HIDVEGI Vid	HUN	7.10 Mid. 4 <del>2.90</del>	7.40 2.60	7.10 2.90	7.40 2.60	7.70 <del>2.30</del>	7.20 2.80	2.725	(=57) (58)	12.275
170	LAMUT Andraz	SLO	8.00 Mid. 4 2.00	8.00 2.00	8.40 1.60	8.20 1.80	7.90 <del>2.10</del>	8.60 <del>1.40</del>	1.850	(=67) (67)	11.350
58	WINDFELD - HELLSTEN Alexander	DEN	7.30 Mid. 4 2.70	7.50 2.50	7.80 <del>2.20</del>	7.00 3.00	7.20 2.80	6.70 <del>3.30</del>	2.750	(=67) (68)	11.350
52	BOLTNAR Michal	CZE	6.50 Mid. 4 3.50	6.90 3.10	6.60 3.40	6.60 3.40	7.20 <del>2.80</del>	6.30 <del>3.70</del>	3.350	(=67) (69)	11.350

Legend

E1 - E4 Panel "E" judges 1 - 4 = Equal sign indicate that two or more gymnasts share the same rank by total



Horizontal Bar

**TIE-BREAK REPORT**  
**SENIORS QUALIFICATIONS FOR COMPETITION CIII & CIV**

FRI 23 APR 2010 - 10:00

NOC	Rank	Total	Sum of best team scores						Tie-Break Rank	
			6	5	4	3	2	1		
GRE - Greece	8	250.825	Best scores		<u>214.200</u>	172.625	130.625	88.525	44.875	8
			B scores	149.125	126.500	102.300	77.625	52.825	27.075	
			A scores	102.100	88.100	71.200	53.900	36.100	18.100	
			Highest Individual score	82.225						
HUN - Hungary			Best scores		212.175	171.250	129.700	87.900	46.075	9
			B scores	150.425	127.275	102.550	77.625	52.475	27.075	
			A scores	100.500	85.000	69.000	52.600	36.100	19.000	
			Highest Individual score	69.775						

LIST OF QUALIFIERS  
SENIORS APPARATUS FINAL

SUN 25 APR 2010 - 13:45



Qualifying Order	Bib	Name	NOC Code	Qual. Score
1	87	FAHRIG Matthias	GER	15.825
2	89	NGUYEN Marcel	GER	15.225
3	78	PURVIS Daniel	GBR	15.200
4	94	KOSMIDIS Eleftherios	GRE	15.150
5	80	THOMAS Kristian	GBR	15.025
6	61	MARTINEZ Rafael	ESP	14.825
7	156	KOCZI Flavius	ROU	14.775
8	157	BUCUR Adrian	ROU	14.675
<b>Reserves</b>				
R1	137	WAMMES Jeffrey	NED	14.675
R2	92	MARKOUSIS Dimitrios	GRE	14.675
R3	62	BOTELLA PEREZ Isaac	ESP	14.675

Qualifying Order	Bib	Name	NOC Code	Qual. Score
1	76	SMITH Louis	GBR	15.725
2	77	KEATINGS Daniel	GBR	15.375
3	167	BERTONCELJ Saso	SLO	15.225
4	156	KOCZI Flavius	ROU	15.175
5	72	TOMMASONE Cyril	FRA	15.150
6	119	BUSNARI Alberto	ITA	14.700
7	30	VAN DAMME Koen	BEL	14.650
8	100	HIDVEGI Vid	HUN	14.625
<b>Reserves</b>				
R1	74	RAYEPIN MOUTOUSSAMY Yann	FRA	14.550
R2	158	BUIDOSO Ovidiu	ROU	14.325
R3	96	BERKI Krisztian	HUN	14.250



Qualifying Order	Bib	Name	NOC Code	Qual. Score
1	73	AIT SAID Samir	FRA	15.350
2	117	MORANDI Matteo	ITA	15.150
3	12	VAHAGN Davtyan	ARM	15.025
4	118	OTTAVI Paolo	ITA	14.900
5	36	IOVTCHEV Iordan	BUL	14.725
6	180	BOESCHENSTEIN Nicolas	SUI	14.625
7	89	NGUYEN Marcel	GER	14.575
8	88	HAMBUECHEN Fabian	GER	14.550
<b>Reserves</b>				
R1	97	RACZ Attila	HUN	14.500
R2	63	MUNOZ Sergio	ESP	14.475
R3	156	KOCZI Flavius	ROU	14.400

Qualifying Order	Bib	Name	NOC Code	Qual. Score
1	89	NGUYEN Marcel	GER	15.912
2	87	FAHRIG Matthias	GER	15.825
3	62	BOTELLA PEREZ Isaac	ESP	15.775
4	150	LYSZCZARZ Marek	POL	15.762
5	156	KOCZI Flavius	ROU	15.725
6	137	WAMMES Jeffrey	NED	15.600
7	66	TUUHA Tomi	FIN	15.575
8	74	RAYEPIN MOUTOUSSAMY Yann	FRA	15.237
<b>Reserves</b>				
R1	28	TOEBACK Jonas	BEL	15.075
R2	59	MORTENSEN Stefan	DEN	14.925
R3	56	VAMMEN Helge	DEN	14.800



Qualifying Order	Bib	Name	NOC Code	Qual. Score
1	75	CUCHERAT Yann	FRA	15.325
2	71	SABOT Hamilton	FRA	15.150
3	147	KIERZKOWSKI Adam	POL	15.100
4	136	ZONDERLAND Epke	NED	15.000
5	95	TSOLAKIDIS Vasileios	GRE	14.975
6	148	KULESZA Roman	POL	14.900
7	65	CARBALLO Manuel	ESP	14.850
8	78	PURVIS Daniel	GBR	14.800
<b>Reserves</b>				
R1	151	ALMEIDA CAMPOS Manuel	POR	14.775
R2	180	BOESCHENSTEIN Nicolas	SUI	14.675
R3	156	KOCZI Flavius	ROU	14.600

Qualifying Order	Bib	Name	NOC Code	Qual. Score
1	88	HAMBUECHEN Fabian	GER	15.550
2	86	BOY Philipp	GER	15.375
3	93	MARAS Vlasios	GRE	15.325
4	166	PEGAN Aljaz	SLO	15.125
5	136	ZONDERLAND Epke	NED	14.900
6	75	CUCHERAT Yann	FRA	14.575
7	148	KULESZA Roman	POL	14.475
8	137	WAMMES Jeffrey	NED	14.450
<b>Reserves</b>				
R1	186	SAMILOGLU Umit	TUR	14.300
R2	16	BALDAUF Marco	AUT	14.275
R3	63	MUNOZ Sergio	ESP	14.250

Legend:

Qual. Qualification

Rx Reserve



Floor



Pommel Horse



Rings



Vault



Parallel Bars



Horizontal Bar

START LIST  
SENIORS APPARATUS FINAL

SUN 25 APR 2010 - 13:45



Bib	Name	NOC Code
61	MARTINEZ Rafael	ESP
94	KOSMIDIS Eleftherios	GRE
78	PURVIS Daniel	GBR
89	NGUYEN Marcel	GER
80	THOMAS Kristian	GBR
87	FAHRIG Matthias	GER
156	KOCZI Flavius	ROU
157	BUCUR Adrian	ROU



Bib	Name	NOC Code
76	SMITH Louis	GBR
72	TOMMASONE Cyril	FRA
167	BERTONCELJ Saso	SLO
30	VAN DAMME Koen	BEL
119	BUSNARI Alberto	ITA
100	HIDVEGI Vid	HUN
77	KEATINGS Daniel	GBR
156	KOCZI Flavius	ROU



Bib	Name	NOC Code
73	AIT SAID Samir	FRA
118	OTTAVI Paolo	ITA
12	VAHAGN Davtyan	ARM
36	IOVTCHEV Jordan	BUL
88	HAMBUECHEN Fabian	GER
180	BOESCHENSTEIN Nicolas	SUI
89	NGUYEN Marcel	GER
117	MORANDI Matteo	ITA



Bib	Name	NOC Code
150	LYSZCZARZ Marek	POL
87	FAHRIG Matthias	GER
156	KOCZI Flavius	ROU
74	RAYEPIN MOUTOUSSAMY Yann	FRA
66	TUUHA Tomi	FIN
137	WAMMES Jeffrey	NED
89	NGUYEN Marcel	GER
62	BOTELLA PEREZ Isaac	ESP



Bib	Name	NOC Code
75	CUCHERAT Yann	FRA
147	KIERZKOWSKI Adam	POL
148	KULESZA Roman	POL
78	PURVIS Daniel	GBR
65	CARBALLO Manuel	ESP
136	ZONDERLAND Epke	NED
95	TSOLAKIDIS Vasileios	GRE
71	SABOT Hamilton	FRA



Bib	Name	NOC Code
93	MARAS Vlasios	GRE
136	ZONDERLAND Epke	NED
137	WAMMES Jeffrey	NED
75	CUCHERAT Yann	FRA
166	PEGAN Aljaz	SLO
86	BOY Philipp	GER
88	HAMBUECHEN Fabian	GER
148	KULESZA Roman	POL

Legend:





JUDGES ASSIGNMENT  
SENIORS APPARATUS FINAL

SUN 25 APR 2010 - 13:45

Superior Jury

MARZOLLA Gianfranco  
APOLZAN Mircea Dumitru  
THINGVOLD Tom  
GRECU Danut  
MACCHIA Alain  
TOMBS Andrew  
BERCZI Istvan  
WISCHNIA Jacob  
ALBRECHT Holger

UEG President  
UEG  
UEG  
UEG Floor Supervisor  
UEG Pommel Horse Supervisor  
UEG Rings Supervisor  
UEG Vault Supervisor  
UEG Parallel Bars Supervisor  
UEG Horizontal Bar Supervisor



Function	Name	NOC Code
D1	LAZZARICH Diego	UEG
D2	FETZER Joerg	GER
E1	DEJANOVIC Dejan	SRB
E2	EGERMANN Dieter	AUT
E3	WILINSKI Mariusz	POL
E4	FURNELLE Jean Marie	BEL
E5	MURRAY Colm	IRL
E6	BAGUELIN Xavier	FRA
Timer 1	SKIRKANIC Rastislav	SVK
Line 1	KELEMEN Zoltan	HUN
Line 2	KODRIC Severin	SLO



Function	Name	NOC Code
D1	REIMERING Vincent	UEG
D2	PELC Zbigniew	POL
E1	SURPIKAS Viktoras	LTU
E2	ANGONAS Dimitrios	CYP
E3	JUCKER Kurt	SUI
E4	PETERSEN Ralf	DEN
E5	BANOUSIS Athanasios	GRE
E6	OZER ADEM	TUR



Function	Name	NOC Code
D1	SOUSA Alvaro	UEG
D2	VAN BAELEN Stefan	BEL
E1	DURGUNOGLU Mehmet Sevket	TUR
E2	WOOLLS Lee	GBR
E3	VAN OORT Robert	NED
E4	ROCHA Joao	POR
E5	SOLAR Nenad	CRO
E6	WRONSKI Mariusz	POL



Function	Name	NOC Code
D1	FEDARAU Andrey	UEG
D2	DONOGHUE Denis	IRL
E1	TRAVERSO Fulvio	ITA
E2	ALIYEV Rza	AZE
E3	KURTEV Zdravko	BUL
E4	KOCIAN Vilem	CZE
E5	GONCALVES PIMENTA G.	POR
E6	MAY James	GBR
Line 1	MILUTINOVIC Robert	SRB



Function	Name	NOC Code
D1	TOTH Josef	UEG
D2	STRUPLER Andreas	SUI
E1	JENSEN Borre	NOR
E2	METZ Helmut	GER
E3	HAMZA Istvan	HUN
E4	HODZIC LEDERER Enes	SLO
E5	URBANEK Jiri	CZE
E6	SOSNIN Valerij	LTU



Function	Name	NOC Code
D1	MITCKEVICHS Arturs	UEG
D2	BLANQUINO Jean François	FRA
E1	DIAZ LOZA Roberto Javier	ESP
E2	BERNARD Johny	LUX
E3	RUPCIK Lubos	SVK
E4	BIRZU Dragos	ROU
E5	BOVET Laurent	SUI
E6	KOUSIOU Andreas	CYP

Legend:

**Dx** Panel Difficulty judges

**Ex** Panel Execution judges



Floor



Pommel Horse



Rings



Vault



Parallel Bars



Horizontal Bar

**RESULTS**  
**SENIORS APPARATUS FINAL**

SUN 25 APR 2010 - 13:45



Rank	Bib	Name	NOC Code	D Score	E Score	Pen	Total
1	87	FAHRIG Matthias	GER	6.700	8.950		15.650
2	94	KOSMIDIS Eleftherios	GRE	6.700	8.700		15.400
3	78	PURVIS Daniel	GBR	6.400	8.850		15.250
3	89	NGUYEN Marcel	GER	6.500	8.750		15.250
5	80	THOMAS Kristian	GBR	6.300	8.675		14.975
6	156	KOCZI Flavius	ROU	6.200	8.750		14.950
7	61	MARTINEZ Rafael	ESP	6.400	8.425		14.825
8	157	BUCUR Adrian	ROU	6.000	8.700		14.700

**Legend:**

**D** Panel Difficulty judges      **E** Panel Execution judges      **Pen** Penalty



Floor

**RESULTS**  
**SENIORS APPARATUS FINAL**

SUN 25 APR 2010 - 14:15



Rank	Bib	Name	NOC Code	D Score	E Score	Pen	Total
1	77	KEATINGS Daniel	GBR	6.700	8.900		15.600
2	76	SMITH Louis	GBR	6.600	8.775		15.375
3	167	BERTONCELJ Saso	SLO	6.300	8.600		14.900
4	156	KOCZI Flavius	ROU	6.400	8.475		14.875
5	100	HIDVEGI Vid	HUN	6.200	8.650		14.850
6	30	VAN DAMME Koen	BEL	6.300	8.275		14.575
7	119	BUSNARI Alberto	ITA	5.700	8.175		13.875
8	72	TOMMASONE Cyril	FRA	6.100	7.225		13.325

**Legend:**

**D** Panel Difficulty judges      **E** Panel Execution judges      **Pen** Penalty



Pommel Horse

**RESULTS**  
**SENIORS APPARATUS FINAL**

SUN 25 APR 2010 - 14:45



Rank	Bib	Name	NOC Code	D Score	E Score	Pen	Total
1	117	MORANDI Matteo	ITA	6.700	8.550		15.250
2	73	AIT SAID Samir	FRA	6.800	8.300		15.100
3	36	IOVTCHEV Iordan	BUL	6.700	8.200		14.900
4	12	VAHAGN Davtyan	ARM	6.700	8.000		14.700
5	118	OTTAVI Paolo	ITA	6.300	8.350		14.650
6	89	NGUYEN Marcel	GER	6.300	8.175		14.475
7	180	BOESCHENSTEIN N.	SUI	5.800	8.575		14.375
8	88	HAMBUECHEN Fabian	GER	5.500	7.500		13.000

**Legend:**

**D** Panel Difficulty judges      **E** Panel Execution judges      **Pen** Penalty




Rings

RESULTS  
SENIORS APPARATUS FINAL

SUN 25 APR 2010 - 15:15



Rank	Bib	Name	NOC Code	Vault	D Score	E Score	Pen	Vault	Total
1	66	TUUHA Tomi	FIN	1	6.600	9.350		15.950	<b>15.975</b>
				2	6.600	9.400		16.000	
2	87	FAHRIG Matthias	GER	1	7.000	9.150		16.150	<b>15.962</b>
				2	6.600	9.175		15.775	
3	156	KOCZI Flavius	ROU	1	6.200	9.350		15.550	<b>15.925</b>
				2	7.000	9.300		16.300	
4	137	WAMMES Jeffrey	NED	1	6.600	9.325		15.925	<b>15.862</b>
				2	6.600	9.200		15.800	
5	150	LYSZCZARZ Marek	POL	1	6.600	9.325		15.925	<b>15.800</b>
				2	6.200	9.475		15.675	
6	89	NGUYEN Marcel	GER	1	6.600	9.300		15.900	<b>15.750</b>
				2	6.600	9.000		15.600	
7	62	BOTELLA PEREZ Isaac	ESP	1	6.600	9.300		15.900	<b>15.737</b>
				2	6.600	8.975		15.575	
8	74	RAYEPIN MOUTOUSSAMY	FRA	1	7.000	8.975	0.3	15.675	<b>15.125</b>
				2	6.600	8.075	0.1	14.575	

**Legend:**  
**D** Panel Difficulty judges      **E** Panel Execution judges      **Pen** Penalty  
 Vault

**RESULTS**  
**SENIORS APPARATUS FINAL**

SUN 25 APR 2010 - 15:45



Rank	Bib	Name	NOC Code	D Score	E Score	Pen	Total
1	75	CUCHERAT Yann	FRA	6.200	9.075		15.275
2	95	TSOLAKIDIS Vasileios	GRE	6.300	8.900		15.200
3	147	KIERZKOWSKI Adam	POL	6.000	9.100		15.100
3	71	SABOT Hamilton	FRA	6.500	8.600		15.100
5	136	ZONDERLAND Epke	NED	6.100	8.975		15.075
6	148	KULESZA Roman	POL	6.000	9.025		15.025
7	65	CARBALLO Manuel	ESP	5.800	8.875		14.675
8	78	PURVIS Daniel	GBR	5.700	8.725		14.425

**Legend:**

**D** Panel Difficulty judges      **E** Panel Execution judges      **Pen** Penalty



Parallel Bars

**RESULTS**  
**SENIORS APPARATUS FINAL**

SUN 25 APR 2010 - 16:15



Rank	Bib	Name	NOC Code	D Score	E Score	Pen	Total
1	93	MARAS Vlasios	GRE	6.900	8.500		15.400
2	136	ZONDERLAND Epke	NED	7.100	8.275		15.375
3	86	BOY Philipp	GER	6.900	8.450		15.350
3	88	HAMBUECHEN Fabian	GER	7.000	8.350		15.350
5	137	WAMMES Jeffrey	NED	6.700	8.325		15.025
5	75	CUCHERAT Yann	FRA	6.800	8.225		15.025
7	148	KULESZA Roman	POL	6.400	7.825		14.225
8	166	PEGAN Aljaz	SLO	6.600	7.200		13.800

**Legend:**

**D** Panel Difficulty judges      **E** Panel Execution judges      **Pen** Penalty



Horizontal Bar

RESULTS  
SENIORS APPARATUS FINAL

SUN 25 APR 2010 - 13:45



Rank	Bib	Name	NOC Code	Total
1	87	FAHRIG Matthias	GER	15.650
2	94	KOSMIDIS Eleftherios	GRE	15.400
3	78	PURVIS Daniel	GBR	15.250
3	89	NGUYEN Marcel	GER	15.250
5	80	THOMAS Kristian	GBR	14.975
6	156	KOCZI Flavius	ROU	14.950
7	61	MARTINEZ Rafael	ESP	14.825
8	157	BUCUR Adrian	ROU	14.700



Rank	Bib	Name	NOC Code	Total
1	77	KEATINGS Daniel	GBR	15.600
2	76	SMITH Louis	GBR	15.375
3	167	BERTONCELJ Saso	SLO	14.900
4	156	KOCZI Flavius	ROU	14.875
5	100	HIDVEGI Vid	HUN	14.850
6	30	VAN DAMME Koen	BEL	14.575
7	119	BUSNARI Alberto	ITA	13.875
8	72	TOMMASONE Cyril	FRA	13.325



Rank	Bib	Name	NOC Code	Total
1	117	MORANDI Matteo	ITA	15.250
2	73	AIT SAID Samir	FRA	15.100
3	36	IOVTCHEV Jordan	BUL	14.900
4	12	VAHAGN Davtyan	ARM	14.700
5	118	OTTAVI Paolo	ITA	14.650
6	89	NGUYEN Marcel	GER	14.475
7	180	BOESCHENSTEIN N.	SUI	14.375
8	88	HAMBUECHEN Fabian	GER	13.000



Rank	Bib	Name	NOC Code	Vault 1	Vault 2	Total
1	66	TUUHA Tomi	FIN	15.950	16.000	15.975
2	87	FAHRIG Matthias	GER	16.150	15.775	15.962
3	156	KOCZI Flavius	ROU	15.550	16.300	15.925
4	137	WAMMES Jeffrey	NED	15.925	15.800	15.862
5	150	LYSZCZARZ Marek	POL	15.925	15.675	15.800
6	89	NGUYEN Marcel	GER	15.900	15.600	15.750
7	62	BOTELLA PEREZ Isaac	ESP	15.900	15.575	15.737
8	74	RAYEPIN MOUTOUSSAMY	FRA	15.675	14.575	15.125



Rank	Bib	Name	NOC Code	Total
1	75	CUCHERAT Yann	FRA	15.275
2	95	TSOLAKIDIS Vasileios	GRE	15.200
3	147	KIERZKOWSKI Adam	POL	15.100
3	71	SABOT Hamilton	FRA	15.100
5	136	ZONDERLAND Epke	NED	15.075
6	148	KULESZA Roman	POL	15.025
7	65	CARBALLO Manuel	ESP	14.675
8	78	PURVIS Daniel	GBR	14.425



Rank	Bib	Name	NOC Code	Total
1	93	MARAS Vlasios	GRE	15.400
2	136	ZONDERLAND Epke	NED	15.375
3	86	BOY Philipp	GER	15.350
3	88	HAMBUECHEN Fabian	GER	15.350
5	137	WAMMES Jeffrey	NED	15.025
5	75	CUCHERAT Yann	FRA	15.025
7	148	KULESZA Roman	POL	14.225
8	166	PEGAN Aljaz	SLO	13.800

Legend:

Floor	Pommel Horse	Rings	Vault	Parallel Bars	Horizontal Bar
-------	--------------	-------	-------	---------------	----------------




INDIVIDUAL JUDES SCORES  
SENIORS APPARATUS FINAL

SUN 25 APR 2010 - 13:45



Rank	Bib	Name	NOC Code	Time	D Score	E1 SRB	E2 AUT	E3 POL	E4 BEL	E5 IRL	E6 FRA	E Score	Pen. (L / T / O)	Total
1	87	FAHRIG Matthias	GER	1:08	6.700	8.80	9.10	9.00	8.90	8.80	9.30	8.950		15.650
2	94	KOSMIDIS Eleftherios	GRE	1:07	6.700	8.70	8.80	8.70	8.60	8.50	9.00	8.700		15.400
3	78	PURVIS Daniel	GBR	1:05	6.400	8.50	9.00	8.80	8.70	8.90	9.00	8.850		15.250
3	89	NGUYEN Marcel	GER	1:03	6.500	8.50	8.80	8.90	8.70	8.70	8.80	8.750		15.250
5	80	THOMAS Kristian	GBR	1:06	6.300	8.70	8.70	8.40	8.80	8.50	8.90	8.675		14.975
6	156	KOCZI Flavius	ROU	1:03	6.200	8.80	9.10	8.50	8.80	8.60	8.80	8.750		14.950
7	61	MARTINEZ Rafael	ESP	1:07	6.400	8.40	8.20	8.50	8.60	8.60	7.90	8.425		14.825
8	157	BUCUR Adrian	ROU	1:06	6.000	8.60	8.80	8.70	8.70	8.70	8.70	8.700		14.700


<b>Legend:</b>	<b>D</b> Difficulty score	<b>E1 - E6</b> Execution Panel judges 1 - 6	<b>Pen</b> Penalty	<b>L / T / O</b> Penalty Line / Time / Other
	Floor			

INDIVIDUAL JUDES SCORES  
SENIORS APPARATUS FINAL

SUN 25 APR 2010 - 14:15



Rank	Bib	Name	NOC Code	D Score	E1 LTU	E2 CYP	E3 SUI	E4 DEN	E5 GRE	E6 TUR	E Score	Pen. (L / T / O)	Total
1	77	KEATINGS Daniel	GBR	6.700	8.50	8.90	9.00	9.00	8.80	8.90	8.900		15.600
2	76	SMITH Louis	GBR	6.600	8.50	8.50	9.00	8.70	8.90	9.10	8.775		15.375
3	167	BERTONCELJ Saso	SLO	6.300	8.60	8.70	8.50	8.60	8.50	8.90	8.600		14.900
4	156	KOCZI Flavius	ROU	6.400	8.80	8.80	8.40	8.00	8.60	8.10	8.475		14.875
5	100	HIDVEGI Vid	HUN	6.200	8.60	8.90	8.50	8.90	8.40	8.60	8.650		14.850
6	30	VAN DAMME Koen	BEL	6.300	8.50	8.20	8.30	7.70	8.10	8.50	8.275		14.575
7	119	BUSNARI Alberto	ITA	5.700	7.80	8.30	8.40	8.30	7.70	8.30	8.175		13.875
8	72	TOMMASONE Cyril	FRA	6.100	7.20	7.40	7.20	7.10	8.00	6.90	7.225		13.325


<b>Legend:</b>			
<b>D</b> Difficulty score	<b>E1 - E6</b> Execution Panel judges 1 - 6	<b>Pen</b> Penalty	<b>L / T / O</b> Penalty Line / Time / Other
	Pommel Horse		

INDIVIDUAL JUDES SCORES  
SENIORS APPARATUS FINAL

SUN 25 APR 2010 - 14:45



Rank	Bib	Name	NOC Code	D Score	E1 TUR	E2 GBR	E3 NED	E4 POR	E5 CRO	E6 POL	E Score	Pen. (L / T / O)	Total
1	117	MORANDI Matteo	ITA	6.700	8.60	8.40	8.60	8.30	8.60	8.90	8.550		15.250
2	73	AIT SAID Samir	FRA	6.800	8.10	7.50	8.40	8.30	8.40	8.80	8.300		15.100
3	36	IOVTCHEV Iordan	BUL	6.700	8.00	8.10	8.40	8.00	8.80	8.30	8.200		14.900
4	12	VAHAGN Davtyan	ARM	6.700	8.50	7.80	8.00	8.00	8.20	7.80	8.000		14.700
5	118	OTTAVI Paolo	ITA	6.300	8.60	8.70	8.00	8.20	8.50	8.10	8.350		14.650
6	89	NGUYEN Marcel	GER	6.300	8.50	8.00	8.20	7.60	8.00	8.60	8.175		14.475
7	180	BOESCHENSTEIN N.	SUI	5.800	8.70	8.90	8.50	8.80	8.30	8.20	8.575		14.375
8	88	HAMBUECHEN Fabian	GER	5.500	7.90	7.50	7.70	7.30	7.30	7.50	7.500		13.000

<b>Legend:</b>	<b>D</b> Difficulty score	<b>E1 - E6</b> Execution Panel judges 1 - 6	<b>Pen</b> Penalty	<b>L / T / O</b> Penalty Line / Time / Other
	Rings			

INDIVIDUAL JUDES SCORES  
SENIORS APPARATUS FINAL

SUN 25 APR 2010 - 15:15



Rank	Bib	Name	NOC Code	V	D Score	E1 ITA	E2 AZE	E3 BUL	E4 CZE	E5 POR	E6 GBR	E Score	Pen. (L / O)	Vault	Pen. 2 Vaults	Total
1	66	TUUHA Tomi	FIN	1	6.600	9.50	9.20	9.20	9.40	9.40	9.40	9.350		15.950		15.975
				2	6.600	9.30	9.40	9.40	9.40	9.60	9.40	9.400		16.000		
2	87	FAHRIG Matthias	GER	1	7.000	9.10	9.20	9.20	9.20	9.00	9.10	9.150		16.150		15.962
				2	6.600	9.40	9.20	9.10	9.20	9.20	9.00	9.175		15.775		
3	156	KOCZI Flavius	ROU	1	6.200	9.40	9.40	9.20	9.30	9.40	9.30	9.350		15.550		15.925
				2	7.000	9.30	9.30	9.30	9.30	9.30	9.20	9.300		16.300		
4	137	WAMMES Jeffrey	NED	1	6.600	9.40	9.30	9.40	9.30	9.30	9.30	9.325		15.925		15.862
				2	6.600	9.20	9.10	9.10	9.20	9.30	9.30	9.200		15.800		
5	150	LYSZCZARZ Marek	POL	1	6.600	9.30	9.30	9.40	9.40	9.10	9.30	9.325		15.925		15.800
				2	6.200	9.40	9.50	9.50	9.50	9.50	9.30	9.475		15.675		
6	89	NGUYEN Marcel	GER	1	6.600	9.30	9.30	9.30	9.30	9.20	9.30	9.300		15.900		15.750
				2	6.600	8.80	9.10	9.10	9.00	9.00	8.90	9.000		15.600		
7	62	BOTELLA PEREZ Isaac	ESP	1	6.600	9.40	9.30	9.20	9.20	9.30	9.40	9.300		15.900		15.737
				2	6.600	9.10	8.90	9.00	9.00	9.00	8.90	8.975		15.575		
8	74	RAYEPIN MOUTOUSSAMY	FRA	1	7.000	8.90	9.00	9.00	9.10	8.90	9.00	8.975	0.3 (.3 / .0)	15.675		15.125
				2	6.600	7.90	8.20	8.10	7.80	8.10	8.30	8.075	0.1 (.1 / .0)	14.575		


<b>Legend:</b>	<b>V</b> Vault number	<b>D</b> Difficulty score	<b>E1 - E6</b> Execution Panel judges 1 - 6	<b>Pen</b> Penalty	<b>L / O</b> Penalty Line / Other
	Vault				

INDIVIDUAL JUDES SCORES  
SENIORS APPARATUS FINAL

SUN 25 APR 2010 - 15:45



Rank	Bib	Name	NOC Code	D Score	E1 NOR	E2 GER	E3 HUN	E4 SLO	E5 CZE	E6 LTU	E Score	Pen. (L / T / O)	Total
1	75	CUCHERAT Yann	FRA	6.200	9.20	9.10	8.90	9.00	9.00	9.20	9.075		15.275
2	95	TSOLAKIDIS Vasileios	GRE	6.300	8.50	8.90	8.90	9.00	8.80	9.00	8.900		15.200
3	147	KIERZKOWSKI Adam	POL	6.000	9.40	9.30	8.80	9.10	8.90	9.10	9.100		15.100
3	71	SABOT Hamilton	FRA	6.500	8.30	8.70	8.70	8.50	8.50	8.70	8.600		15.100
5	136	ZONDERLAND Epke	NED	6.100	8.50	9.10	9.00	8.80	9.10	9.00	8.975		15.075
6	148	KULESZA Roman	POL	6.000	9.10	9.20	9.10	9.20	8.70	8.70	9.025		15.025
7	65	CARBALLO Manuel	ESP	5.800	9.00	8.70	8.80	8.90	9.00	8.80	8.875		14.675
8	78	PURVIS Daniel	GBR	5.700	8.70	8.80	8.60	8.70	9.00	8.70	8.725		14.425

<b>Legend:</b>	<b>D</b> Difficulty score	<b>E1 - E6</b> Execution Panel judges 1 - 6	<b>Pen</b> Penalty	<b>L / T / O</b> Penalty Line / Time / Other
	Parallel Bars			

INDIVIDUAL JUDES SCORES  
SENIORS APPARATUS FINAL

SUN 25 APR 2010 - 16:15



Rank	Bib	Name	NOC Code	D Score	E1 ESP	E2 LUX	E3 SVK	E4 ROU	E5 SUI	E6 CYP	E Score	Pen. (L / T / O)	Total
1	93	MARAS Vlasios	GRE	6.900	8.40	8.80	8.40	9.10	8.40	8.20	8.500		15.400
2	136	ZONDERLAND Epke	NED	7.100	8.30	8.60	8.10	8.50	8.20	7.90	8.275		15.375
3	86	BOY Philipp	GER	6.900	8.30	8.50	8.50	9.00	8.50	8.10	8.450		15.350
3	88	HAMBUECHEN Fabian	GER	7.000	8.10	8.50	8.50	8.30	8.70	8.10	8.350		15.350
5	137	WAMMES Jeffrey	NED	6.700	8.20	8.60	8.60	8.20	8.30	8.20	8.325		15.025
5	75	CUCHERAT Yann	FRA	6.800	8.00	8.30	8.20	8.20	8.40	8.20	8.225		15.025
7	148	KULESZA Roman	POL	6.400	7.90	7.90	7.80	7.90	7.70	7.40	7.825		14.225
8	166	PEGAN Aljaz	SLO	6.600	7.10	6.40	7.90	7.60	7.20	6.90	7.200		13.800

Legend:

D Difficulty score    E1 - E6 Execution Panel judges 1 - 6    Pen Penalty    L / T / O Penalty Line / Time / Other



Horizontal Bar

FLOOR MEDALLIST  
SENIORS APPARATUS FINAL

SUN 25 APR 2010 - 13:45

Medal	Name	NOC
GOLD	FAHRIG Matthias	GER - Germany
SILVER	KOSMIDIS Eleftherios	GRE - Greece
BRONZE	PURVIS Daniel	GBR - Great Britain
	NGUYEN Marcel	GER - Germany

POMMEL HORSE MEDALLIST  
SENIORS APPARATUS FINAL

SUN 25 APR 2010 - 14:15

Medal	Name	NOC
GOLD	KEATINGS Daniel	GBR - Great Britain
SILVER	SMITH Louis	GBR - Great Britain
BRONZE	BERTONCELJ Saso	SLO - Slovenia



RINGS MEDALLIST  
SENIORS APPARATUS FINAL

SUN 25 APR 2010 - 14:45

Medal	Name	NOC
GOLD	MORANDI Matteo	ITA - Italy
SILVER	AIT SAID Samir	FRA - France
BRONZE	IOVTCHEV Jordan	BUL - Bulgaria

**VAULT MEDALLIST**  
**SENIORS APPARATUS FINAL**

SUN 25 APR 2010 - 15:15

Medal	Name	NOC
GOLD	TUUHA Tomi	FIN - Finland
SILVER	FAHRIG Matthias	GER - Germany
BRONZE	KOCZI Flavius	ROU - Romania

PARALLEL BARS MEDALLIST  
SENIORS APPARATUS FINAL

SUN 25 APR 2010 - 15:45

Medal	Name	NOC
GOLD	CUCHERAT Yann	FRA - France
SILVER	TSOLAKIDIS Vasileios	GRE - Greece
BRONZE	KIERZKOWSKI Adam	POL - Poland
	SABOT Hamilton	FRA - France







HORIZONTAL BAR MEDALLIST  
SENIORS APPARATUS FINAL

SUN 25 APR 2010 - 16:15

Medal	Name	NOC
GOLD	MARAS Vlasios	GRE - Greece
SILVER	ZONDERLAND Epke	NED - Netherlands
BRONZE	BOY Philipp	GER - Germany
	HAMBUECHEN Fabian	GER - Germany

LIST OF QUALIFIERS  
SENIORS TEAM FINAL

SAT 24 APR 2010 - 14:00

Rotation						
1	ESP	SUI	GER	ROU		
	GBR	ITA	FRA	GRE		
2		ESP	SUI	GER	ROU	
		GBR	ITA	FRA	GRE	
3			ESP	SUI	GER	ROU
			GBR	ITA	FRA	GRE
4	ROU			ESP	SUI	GER
	GRE			GBR	ITA	FRA
5	GER	ROU			ESP	SUI
	FRA	GRE			GBR	ITA
6	SUI	GER	ROU			ESP
	ITA	FRA	GRE			GBR

Legend:



Floor



Pommel Horse



Rings



Vault



Parallel Bars



Horizontal Bar

START LIST  
SENIORS TEAM FINAL

SAT 24 APR 2010 - 14:00

ROTATION 1 OF 6



Bib	Name	NOC Code
64	GOMEZ FUERTES Javier	ESP
61	MARTINEZ Rafael	ESP
62	BOTELLA PEREZ Isaac	ESP
63	MUNOZ Sergio	ESP
65	CARBALLO Manuel	ESP
78	PURVIS Daniel	GBR
79	HUNTER Samuel	GBR
80	THOMAS Kristian	GBR
76	SMITH Louis	GBR
77	KEATINGS Daniel	GBR



Bib	Name	NOC Code
178	GISI Roman	SUI
179	RAMSEIER Mark	SUI
176	CAPELLI Claudio	SUI
177	FISCHER Lucas	SUI
180	BOESCHENSTEIN Nicolas	SUI
120	PRINCIPI Paolo	ITA
118	OTTAVI Paolo	ITA
119	BUSNARI Alberto	ITA
116	POZZO Enrico	ITA
117	MORANDI Matteo	ITA



Bib	Name	NOC Code
88	HAMBUECHEN Fabian	GER
86	BOY Philipp	GER
89	NGUYEN Marcel	GER
87	FAHRIG Matthias	GER
90	SPIRIDONOV Evgenij	GER
71	SABOT Hamilton	FRA
72	TOMMASONE Cyril	FRA
73	AIT SAID Samir	FRA
74	RAYEPIN MOUTOUSSAMY Yann	FRA
75	CUCHERAT Yann	FRA



Bib	Name	NOC Code
158	BUIDOSO Ovidiu	ROU
159	JIVAN Alin Sandu	ROU
156	KOCZI Flavius	ROU
157	BUCUR Adrian	ROU
160	IANCU Cosmin Cristian	ROU
93	MARAS Vlasios	GRE
92	MARKOUSIS Dimitrios	GRE
91	LYMPANOVNOS Christos	GRE
95	TSOLAKIDIS Vasileios	GRE
94	KOSMIDIS Eleftherios	GRE

Legend:



START LIST  
SENIORS TEAM FINAL

SAT 24 APR 2010 - 14:30

ROTATION 2 OF 6



Bib	Name	NOC Code
65	CARBALLO Manuel	ESP
63	MUNOZ Sergio	ESP
61	MARTINEZ Rafael	ESP
62	BOTELLA PEREZ Isaac	ESP
64	GOMEZ FUERTES Javier	ESP
79	HUNTER Samuel	GBR
77	KEATINGS Daniel	GBR
76	SMITH Louis	GBR
78	PURVIS Daniel	GBR
80	THOMAS Kristian	GBR



Bib	Name	NOC Code
178	GISI Roman	SUI
180	BOESCHENSTEIN Nicolas	SUI
179	RAMSEIER Mark	SUI
176	CAPELLI Claudio	SUI
177	FISCHER Lucas	SUI
120	PRINCIPI Paolo	ITA
118	OTTAVI Paolo	ITA
117	MORANDI Matteo	ITA
116	POZZO Enrico	ITA
119	BUSNARI Alberto	ITA



Bib	Name	NOC Code
88	HAMBUECHEN Fabian	GER
89	NGUYEN Marcel	GER
87	FAHRIG Matthias	GER
86	BOY Philipp	GER
90	SPIRIDONOV Evgenij	GER
72	TOMMASONE Cyril	FRA
73	AIT SAID Samir	FRA
74	RAYEPIN MOUTOUSSAMY Yann	FRA
75	CUCHERAT Yann	FRA
71	SABOT Hamilton	FRA



Bib	Name	NOC Code
160	IANCU Cosmin Cristian	ROU
156	KOCZI Flavius	ROU
158	BUIDOSO Ovidiu	ROU
157	BUCUR Adrian	ROU
159	JIVAN Alin Sandu	ROU
91	LYMPANOVNOS Christos	GRE
92	MARKOUSIS Dimitrios	GRE
95	TSOLAKIDIS Vasileios	GRE
93	MARAS Vlasios	GRE
94	KOSMIDIS Eleftherios	GRE

Legend:



START LIST  
SENIORS TEAM FINAL

SAT 24 APR 2010 - 15:00

ROTATION 3 OF 6



Bib	Name	NOC Code
64	GOMEZ FUERTES Javier	ESP
65	CARBALLO Manuel	ESP
63	MUNOZ Sergio	ESP
62	BOTELLA PEREZ Isaac	ESP
61	MARTINEZ Rafael	ESP
78	PURVIS Daniel	GBR
79	HUNTER Samuel	GBR
80	THOMAS Kristian	GBR
76	SMITH Louis	GBR
77	KEATINGS Daniel	GBR



Bib	Name	NOC Code
178	GISI Roman	SUI
176	CAPELLI Claudio	SUI
180	BOESCHENSTEIN Nicolas	SUI
177	FISCHER Lucas	SUI
179	RAMSEIER Mark	SUI
118	OTTAVI Paolo	ITA
120	PRINCIPI Paolo	ITA
117	MORANDI Matteo	ITA
116	POZZO Enrico	ITA
119	BUSNARI Alberto	ITA



Bib	Name	NOC Code
90	SPIRIDONOV Evgenij	GER
88	HAMBUECHEN Fabian	GER
89	NGUYEN Marcel	GER
86	BOY Philipp	GER
87	FAHRIG Matthias	GER
72	TOMMASONE Cyril	FRA
71	SABOT Hamilton	FRA
75	CUCHERAT Yann	FRA
73	AIT SAID Samir	FRA
74	RAYEPIN MOUTOUSSAMY Yann	FRA



Bib	Name	NOC Code
160	IANCU Cosmin Cristian	ROU
157	BUCUR Adrian	ROU
158	BUIDOSO Ovidiu	ROU
156	KOCZI Flavius	ROU
159	JIVAN Alin Sandu	ROU
92	MARKOUSIS Dimitrios	GRE
91	LYMPANOVNOS Christos	GRE
93	MARAS Vlasios	GRE
95	TSOLAKIDIS Vasileios	GRE
94	KOSMIDIS Eleftherios	GRE

Legend:





START LIST  
SENIORS TEAM FINAL

SAT 24 APR 2010 - 15:30

ROTATION 4 OF 6



Bib	Name	NOC Code
64	GOMEZ FUERTES Javier	ESP
63	MUNOZ Sergio	ESP
62	BOTELLA PEREZ Isaac	ESP
61	MARTINEZ Rafael	ESP
65	CARBALLO Manuel	ESP
77	KEATINGS Daniel	GBR
78	PURVIS Daniel	GBR
79	HUNTER Samuel	GBR
80	THOMAS Kristian	GBR
76	SMITH Louis	GBR



Bib	Name	NOC Code
176	CAPELLI Claudio	SUI
180	BOESCHENSTEIN Nicolas	SUI
177	FISCHER Lucas	SUI
178	GISI Roman	SUI
179	RAMSEIER Mark	SUI
119	BUSNARI Alberto	ITA
118	OTTAVI Paolo	ITA
117	MORANDI Matteo	ITA
116	POZZO Enrico	ITA
120	PRINCIPI Paolo	ITA



Bib	Name	NOC Code
89	NGUYEN Marcel	GER
86	BOY Philipp	GER
88	HAMBUECHEN Fabian	GER
87	FAHRIG Matthias	GER
90	SPIRIDONOV Evgenij	GER
72	TOMMASONE Cyril	FRA
71	SABOT Hamilton	FRA
75	CUCHERAT Yann	FRA
73	AIT SAID Samir	FRA
74	RAYEPIN MOUTOUSSAMY Yann	FRA



Bib	Name	NOC Code
157	BUCUR Adrian	ROU
159	JIVAN Alin Sandu	ROU
156	KOCZI Flavius	ROU
158	BUIDOSO Ovidiu	ROU
160	IANCU Cosmin Cristian	ROU
91	LYMPANOVNOS Christos	GRE
92	MARKOUSIS Dimitrios	GRE
94	KOSMIDIS Eleftherios	GRE
93	MARAS Vlasios	GRE
95	TSOLAKIDIS Vasileios	GRE

Legend:



START LIST  
SENIORS TEAM FINAL

SAT 24 APR 2010 - 16:00

ROTATION 5 OF 6



Bib	Name	NOC Code
64	GOMEZ FUERTES Javier	ESP
61	MARTINEZ Rafael	ESP
65	CARBALLO Manuel	ESP
63	MUNOZ Sergio	ESP
62	BOTELLA PEREZ Isaac	ESP
78	PURVIS Daniel	GBR
79	HUNTER Samuel	GBR
77	KEATINGS Daniel	GBR
76	SMITH Louis	GBR
80	THOMAS Kristian	GBR



Bib	Name	NOC Code
180	BOESCHENSTEIN Nicolas	SUI
178	GISI Roman	SUI
177	FISCHER Lucas	SUI
176	CAPELLI Claudio	SUI
179	RAMSEIER Mark	SUI
120	PRINCIPI Paolo	ITA
118	OTTAVI Paolo	ITA
119	BUSNARI Alberto	ITA
116	POZZO Enrico	ITA
117	MORANDI Matteo	ITA



Bib	Name	NOC Code
88	HAMBUECHEN Fabian	GER
87	FAHRIG Matthias	GER
89	NGUYEN Marcel	GER
86	BOY Philipp	GER
90	SPIRIDONOV Evgenij	GER
73	AIT SAID Samir	FRA
71	SABOT Hamilton	FRA
72	TOMMASONE Cyril	FRA
74	RAYEPIN MOUTOUSSAMY Yann	FRA
75	CUCHERAT Yann	FRA



Bib	Name	NOC Code
157	BUCUR Adrian	ROU
158	BUIDOSO Ovidiu	ROU
156	KOCZI Flavius	ROU
159	JIVAN Alin Sandu	ROU
160	IANCU Cosmin Cristian	ROU
93	MARAS Vlasios	GRE
91	LYMPANOVNOS Christos	GRE
92	MARKOUSIS Dimitrios	GRE
95	TSOLAKIDIS Vasileios	GRE
94	KOSMIDIS Eleftherios	GRE

Legend:



START LIST  
SENIORS TEAM FINAL

SAT 24 APR 2010 - 16:30

ROTATION 6 OF 6



Bib	Name	NOC Code
65	CARBALLO Manuel	ESP
63	MUNOZ Sergio	ESP
61	MARTINEZ Rafael	ESP
62	BOTELLA PEREZ Isaac	ESP
64	GOMEZ FUERTES Javier	ESP
77	KEATINGS Daniel	GBR
79	HUNTER Samuel	GBR
80	THOMAS Kristian	GBR
78	PURVIS Daniel	GBR
76	SMITH Louis	GBR



Bib	Name	NOC Code
178	GISI Roman	SUI
179	RAMSEIER Mark	SUI
176	CAPELLI Claudio	SUI
177	FISCHER Lucas	SUI
180	BOESCHENSTEIN Nicolas	SUI
117	MORANDI Matteo	ITA
118	OTTAVI Paolo	ITA
120	PRINCIPI Paolo	ITA
119	BUSNARI Alberto	ITA
116	POZZO Enrico	ITA



Bib	Name	NOC Code
90	SPIRIDONOV Evgenij	GER
87	FAHRIG Matthias	GER
86	BOY Philipp	GER
89	NGUYEN Marcel	GER
88	HAMBUECHEN Fabian	GER
74	RAYEPIN MOUTOUSSAMY Yann	FRA
71	SABOT Hamilton	FRA
72	TOMMASONE Cyril	FRA
73	AIT SAID Samir	FRA
75	CUCHERAT Yann	FRA



Bib	Name	NOC Code
159	JIVAN Alin Sandu	ROU
156	KOCZI Flavius	ROU
157	BUCUR Adrian	ROU
158	BUIDOSO Ovidiu	ROU
160	IANCU Cosmin Cristian	ROU
92	MARKOUSIS Dimitrios	GRE
94	KOSMIDIS Eleftherios	GRE
91	LYMPANOVNOS Christos	GRE
93	MARAS Vlasios	GRE
95	TSOLAKIDIS Vasileios	GRE

Legend:



JUDGES ASSIGNMENT  
SENIORS TEAM FINAL

SAT 24 APR 2010 - 14:00

<b>Superior Jury</b>	MARZOLLA Gianfranco	UEG	President
	APOLZAN Mircea Dumitru	UEG	
	THINGVOLD Tom	UEG	
	GRECU Danut	UEG	Floor Supervisor
	MACCHIA Alain	UEG	Pommel Horse Supervisor
	TOMBS Andrew	UEG	Rings Supervisor
	BERCZI Istvan	UEG	Vault Supervisor
	WISCHNIA Jacob	UEG	Parallel Bars Supervisor
	ALBRECHT Holger	UEG	Horizontal Bar Supervisor



Function	Name	NOC Code
D1	LAZZARICH Diego	UEG
D2	FETZER Joerg	GER
E1	DEJANOVIC Dejan	SRB
E2	PETERSEN Ralf	DEN
E3	BANOUSIS Athanasios	GRE
E4	HAMZA Istvan	HUN
E5	WILINSKI Mariusz	POL
E6	CATEAN Eugen Dumitru	ROU
Timer 1	BRANDTOFT Erik	DEN
Line 1	BREWER Ross	GBR
Line 2	SKIRKANIC Rastislav	SVK



Function	Name	NOC Code
D1	REIMERING Vincent	UEG
D2	PELC Zbigniew	POL
E1	KOCIAN Vilem	CZE
E2	FURNELLE Jean Marie	BEL
E3	BERNARD Johny	LUX
E4	KOUSIOU Andreas	CYP
E5	INNOCENTI Giovanni	ITA
E6	SOLAR Nenad	CRO



Function	Name	NOC Code
D1	SOUSA Alvaro	UEG
D2	VAN BAELEN Stefan	BEL
E1	BIRZU Dragos	ROU
E2	BAGUELIN Xavier	FRA
E3	JUCKER Kurt	SUI
E4	DIAZ LOZA Roberto Javier	ESP
E5	VAN OORT Robert	NED
E6	SOSNIN Valerij	LTU



Function	Name	NOC Code
D1	FEDARAU Andrey	UEG
D2	DONOGHUE Denis	IRL
E1	RUPCIK Lubos	SVK
E2	SURPIKAS Viktoras	LTU
E3	DE KOSTER René	NED
E4	TRAVERSO Fulvio	ITA
E5	KELEMEN Zoltan	HUN
E6	BOVET Laurent	SUI
Line 1	GONCALVES PIMENTA G.	POR



Function	Name	NOC Code
D1	TOTH Josef	UEG
D2	STRUPLER Andreas	SUI
E1	JENSEN Borre	NOR
E2	MURRAY Colm	IRL
E3	METZ Helmut	GER
E4	MAY James	GBR
E5	KODRIC Severin	SLO
E6	OZER ADEM	TUR
Timer 1	URBANEK Jiri	CZE



Function	Name	NOC Code
D1	MITCKEVICHS Arturs	UEG
D2	BLANQUINO Jean François	FRA
E1	VUKOJA Mario	CRO
E2	ROCHA Joao	POR
E3	HODZIC LEDERER Enes	SLO
E4	EGERMANN Dieter	AUT
E5	ANGONAS Dimitrios	CYP
E6	KURTEV Zdravko	BUL

Legend:

**Dx** Panel Difficulty judges

**Ex** Panel Execution judges



Floor



Pommel Horse



Rings



Vault









Parallel Bars



Horizontal Bar







RESULTS  
SENIORS TEAM FINAL

SAT 24 APR 2010 - 14:00

Rank	NOC							Total
1	<b>GER - Germany</b>	<u>44.625</u> (1)	41.200 (6)	43.475 (2)	47.525 (2)	44.150 (1)	45.175 (1)	<b>266.150</b>
2	<b>GBR - Great Britain</b>	<u>44.450</u> (2)	43.825 (2)	42.550 (5)	46.875 (5)	42.425 (4)	42.900 (2)	<b>263.025</b>
3	<b>FRA - France</b>	<u>42.525</u> (6)	44.525 (1)	42.675 (4)	47.025 (4)	41.975 (5)	41.375 (6)	<b>260.100</b>
4	<b>ESP - Spain</b>	<u>43.100</u> (5)	41.725 (4)	42.875 (3)	47.125 (3)	43.100 (3)	40.875 (8)	<b>258.800</b>
5	<b>SUI - Switzerland</b>	<u>42.525</u> (6)	40.100 (7)	42.225 (6)	46.125 (6)	43.950 (2)	42.225 (4)	<b>257.150</b>
6	<b>ITA - Italy</b>	<u>41.675</u> (8)	42.350 (3)	43.975 (1)	45.775 (7)	40.300 (7)	40.900 (7)	<b>254.975</b>
7	<b>ROU - Romania</b>	<u>43.675</u> (3)	41.400 (5)	41.475 (7)	48.175 (1)	38.500 (8)	41.450 (5)	<b>254.675</b>
8	<b>GRE - Greece</b>	<u>43.500</u> (4)	39.850 (8)	41.450 (8)	45.075 (8)	40.750 (6)	42.600 (3)	<b>253.225</b>







**Note:**  
Underlined

**Legend:**

 Floor	 Pommel Horse	 Rings	 Vault	 Parallel Bars	 Horizontal Bar
--	--	---	---	---	--







RESULTS  
SENIORS TEAM FINAL

SAT 24 APR 2010 - 14:00

Rank	Bib	NOC Name							Total	Ind. Ran
<b>1 GER - Germany</b>										
	86	BOY Philipp		14.325	14.475			15.375	44.175	(26)
	87	FAHRIG Matthias	15.125	12.650		16.175			43.950	(27)
	88	HAMBUECHEN Fabian	14.600		14.400	15.675	14.775	15.175	74.625	(7)
	89	NGUYEN Marcel	14.900		14.600	15.675	14.975	14.625	74.775	(6)
	90	SPIRIDONOV Evgenij		14.225			14.400		28.625	(35)
		<b>Total</b>	<u>44.625</u> (1)	41.200 (6)	43.475 (2)	47.525 (2)	44.150 (1)	45.175 (1)	<b>266.150</b>	
<b>2 GBR - Great Britain</b>										
	76	SMITH Louis		15.525					15.525	(38)
	77	KEATINGS Daniel		13.700		15.600	13.400	14.125	56.825	(19)
	78	PURVIS Daniel	14.950		14.100	15.575	14.700		59.325	(12)
	79	HUNTER Samuel	14.575	14.600	14.275	15.700	14.325	14.575	88.050	(1)
	80	THOMAS Kristian	14.925		14.175			14.200	43.300	(28)
		<b>Total</b>	<u>44.450</u> (2)	43.825 (2)	42.550 (5)	46.875 (5)	42.425 (4)	42.900 (2)	<b>263.025</b>	
<b>3 FRA - France</b>										
	71	SABOT Hamilton	14.125	14.575	14.275		13.450	14.500	70.925	(9)
	72	TOMMASONE Cyril	14.100	15.525	13.275	15.425	13.225	13.075	84.625	(2)
	73	AIT SAID Samir	14.300		15.125	16.050			45.475	(23)
	74	RAYEPIN MOUTOUSSAMY		14.425		15.550			29.975	(31)
	75	CUCHERAT Yann					15.300	13.800	29.100	(34)
		<b>Total</b>	<u>42.525</u> (6)	44.525 (1)	42.675 (4)	47.025 (4)	41.975 (5)	41.375 (6)	<b>260.100</b>	
<b>4 ESP - Spain</b>										
	61	MARTINEZ Rafael	14.650	14.325			14.475	14.775	58.225	(15)
	62	BOTELLA PEREZ Isaac	13.775			16.000			29.775	(32)
	63	MUNOZ Sergio		13.450	14.400	15.950		14.125	57.925	(17)
	64	GOMEZ FUERTES Javier	14.675		14.075	15.175	14.125		58.050	(16)
	65	CARBALLO Manuel		13.950	14.400		14.500	11.975	54.825	(21)
		<b>Total</b>	<u>43.100</u> (5)	41.725 (4)	42.875 (3)	47.125 (3)	43.100 (3)	40.875 (8)	<b>258.800</b>	
<b>5 SUI - Switzerland</b>										
	176	CAPELLI Claudio	14.900	13.725		15.600	14.425		58.650	(13)
	177	FISCHER Lucas					14.950	14.700	29.650	(33)
	178	GISI Roman	13.850	12.350	13.625	15.700		13.575	69.100	(11)
	179	RAMSEIER Mark	13.775	14.025	14.200				42.000	(30)
	180	BOESCHENSTEIN N.			14.400	14.825	14.575	13.950	57.750	(18)
		<b>Total</b>	<u>42.525</u> (6)	40.100 (7)	42.225 (6)	46.125 (6)	43.950 (2)	42.225 (4)	<b>257.150</b>	







RESULTS  
SENIORS TEAM FINAL

SAT 24 APR 2010 - 14:00

Rank	Bib	NOC Name							Total	Ind. Ran
<b>6 ITA - Italy</b>										
	117	MORANDI Matteo	13.775		15.475	15.200	14.175		58.625	(14)
	118	OTTAVI Paolo	13.875	13.650	14.950	15.025	11.950	13.875	83.325	(4)
	119	BUSNARI Alberto		14.950			14.175	13.950	43.075	(29)
	120	PRINCIPI Paolo	14.025	13.750	13.550	15.550		13.075	69.950	(10)
		<b>Total</b>	<u>41.675</u> (8)	42.350 (3)	43.975 (1)	45.775 (7)	40.300 (7)	40.900 (7)	<b>254.975</b>	
<b>7 ROU - Romania</b>										
	156	KOCZI Flavius	14.950	14.575	14.050	16.450	14.550		74.575	(8)
	157	BUCUR Adrian	14.350	12.625	13.550			13.700	54.225	(22)
	158	BUIDOSO Ovidiu		14.200		15.675	12.800	13.950	56.625	(20)
	159	JIVAN Alin Sandu	14.375		13.875	16.050			44.300	(24)
	160	IANCU C.					11.150	13.800	24.950	(37)
		<b>Total</b>	<u>43.675</u> (3)	41.400 (5)	41.475 (7)	48.175 (1)	38.500 (8)	41.450 (5)	<b>254.675</b>	
<b>8 GRE - Greece</b>										
	91	LYMPANOVNOS Christos	13.875	13.500	13.900	15.475	14.125	13.575	84.450	(3)
	92	MARKOUSIS Dimitrios	14.725	12.850	13.925	14.025	11.325	13.850	80.700	(5)
	93	MARAS Vlasios		13.500		15.575		15.175	44.250	(25)
	94	KOSMIDIS Eleftherios	14.900		13.625				28.525	(36)
	95	TSOLAKIDIS Vasileios					15.300		15.300	(39)
		<b>Total</b>	<u>43.500</u> (4)	39.850 (8)	41.450 (8)	45.075 (8)	40.750 (6)	42.600 (3)	<b>253.225</b>	




































**Note:**  
Underlined

**Legend:**  
Ind. Individual

 Floor
  Pommel Horse
  Rings
  Vault
  Parallel Bars
  Horizontal Bar

INDIVIDUAL JUDGES SCORES  
SENIORS TEAM FINAL






























SAT 24 APR 2010 - 14:00

Rank	Bib	Name	NOC Code		D Score	E1	E2	E3	E4	E5	E6	E Score	Pen.	Total	Rank by App.
1	79	HUNTER Samuel	GBR		6.300	8.30	8.30	8.10	8.40	8.20	8.30	8.275		14.575	(12)
					6.200	8.50	8.60	8.40	8.40	8.20	8.30	8.400		14.600	(4)
					5.300	8.70	9.10	8.90	8.90	9.00	9.10	8.975		14.275	(10)
					6.200	9.60	9.50	9.60	9.40	9.40	9.50	9.500		15.700	(7)
					5.600	8.40	8.80	9.00	8.70	8.70	8.70	8.725		14.325	(13)
					6.300	8.20	8.30	8.40	8.20	8.40	8.20	8.275		14.575	(7)
<b>Total 88.050</b>															
2	72	TOMMASONE Cyril	FRA		5.800	8.70	8.70	8.70	8.50	8.40	8.50	8.600	0.3	14.100	(17)
					6.400	9.00	9.20	8.70	9.20	9.10	9.20	9.125		15.525	(1)
					5.200	8.10	8.10	8.00	8.20	8.10	7.90	8.075		13.275	(24)
					6.200	9.20	9.20	9.20	9.40	9.30	9.20	9.225		15.425	(19)
					5.800	7.40	7.60	7.70	7.10	7.60	7.10	7.425		13.225	(20)
					5.700	7.20	7.10	7.60	7.40	7.30	8.20	7.375		13.075	(22)
<b>Total 84.625</b>															
3	91	LYMPANOVNOS Christos	GRE		5.400	8.60	8.30	8.60	8.40	8.60	8.20	8.475		13.875	(19)
					5.300	8.30	8.30	8.00	8.60	8.00	8.20	8.200		13.500	(18)
					5.600	8.40	8.40	8.20	8.10	8.30	8.30	8.300		13.900	(18)
					6.200	9.30	9.20	9.30	9.50	9.30	9.20	9.275		15.475	(18)
					5.800	8.20	8.60	8.50	8.20	8.40	8.00	8.325		14.125	(16)
					5.500	8.00	8.10	8.50	7.90	8.20	8.00	8.075		13.575	(20)
<b>Total 84.450</b>															
4	118	OTTAVI Paolo	ITA		5.300	8.50	8.70	8.60	8.80	8.50	8.40	8.575		13.875	(19)
					5.300	8.20	8.30	8.10	8.60	8.60	8.30	8.350		13.650	(17)
					6.300	8.60	8.50	8.80	8.70	8.50	8.80	8.650		14.950	(3)
					5.800	9.10	8.90	9.40	9.30	9.30	9.20	9.225		15.025	(22)
					5.400	6.10	6.50	6.60	6.50	6.70	6.60	6.550		11.950	(22)
					5.700	8.10	8.40	8.10	8.10	8.40	7.70	8.175		13.875	(15)
<b>Total 83.325</b>															
5	92	MARKOUSIS Dimitrios	GRE		6.200	8.50	8.60	8.80	8.50	8.50	8.50	8.525		14.725	(8)
					4.900	8.00	8.10	7.80	8.40	7.60	7.90	7.950		12.850	(21)
					5.700	8.30	8.10	8.20	8.10	8.30	8.40	8.225		13.925	(17)
					4.800	9.10	9.20	9.30	9.20	9.20	9.30	9.225		14.025	(24)
					5.200	6.00	6.20	6.10	5.70	6.20	6.70	6.125		11.325	(23)
					5.800	7.90	7.70	8.20	8.20	8.40	7.90	8.050		13.850	(16)
<b>Total 80.700</b>															
6	89	NGUYEN Marcel	GER		6.500	8.40	8.60	8.30	8.50	8.20	8.40	8.400		14.900	(5)
					6.300	8.50	8.10	8.30	8.40	8.30	8.20	8.300		14.600	(4)
					6.600	9.20	9.10	9.10	9.40	9.30	9.10	9.175	0.1	15.675	(9)
					6.200	8.80	8.80	8.80	8.50	8.80	8.70	8.775		14.975	(3)
					6.200	8.50	8.20	8.50	8.80	8.40	8.30	8.425		14.625	(6)
				<b>Total 74.775</b>											

































INDIVIDUAL JUDGES SCORES  
SENIORS TEAM FINAL

SAT 24 APR 2010 - 14:00

Rank	Bib	Name	NOC Code		D Score	E1	E2	E3	E4	E5	E6	E Score	Pen.	Total	Rank by App.
7	88	HAMBUECHEN Fabian	GER		6.100	8.30	8.40	8.40	8.60	9.00	8.60	8.500		14.600	(11)
					5.900	8.40	8.10	8.80	8.60	8.60	8.40	8.500		14.400	(6)
					6.200	9.50	9.40	9.60	9.30	9.50	9.50	9.475		15.675	(9)
					5.900	8.90	8.80	8.70	9.00	9.00	8.80	8.875		14.775	(5)
					6.700	8.40	8.70	8.60	8.40	8.50	8.40	8.475		15.175	(2)
<b>Total 74.625</b>															
8	156	KOCZI Flavius	ROU		6.200	8.50	8.80	8.80	8.90	8.20	8.90	8.750		14.950	(2)
					6.400	8.50	8.50	8.40	8.40	8.90	8.50	8.475	0.3	14.575	(5)
					5.900	8.50	8.10	8.20	8.20	8.10	8.00	8.150		14.050	(16)
					7.000	9.50	9.60	9.40	9.30	9.60	9.30	9.450		16.450	(1)
					5.900	8.70	8.70	8.60	8.70	8.50	8.60	8.650		14.550	(8)
<b>Total 74.575</b>															
9	71	SABOT Hamilton	FRA		5.600	8.60	8.60	8.20	8.40	8.60	8.50	8.525		14.125	(16)
					5.700	8.80	8.90	8.90	8.80	8.90	9.00	8.875		14.575	(5)
					5.700	8.50	8.70	8.50	8.60	8.70	8.00	8.575		14.275	(10)
					5.800	7.50	7.70	7.50	7.40	7.90	8.20	7.650		13.450	(18)
					6.300	8.30	8.20	8.10	7.90	8.20	8.40	8.200		14.500	(8)
<b>Total 70.925</b>															
10	120	PRINCIPI Paolo	ITA		5.600	8.20	8.50	8.40	8.80	8.30	8.50	8.425		14.025	(18)
					5.200	8.60	8.80	8.60	8.60	8.30	8.40	8.550		13.750	(14)
					4.800	8.70	8.70	8.70	8.90	9.00	8.60	8.750		13.550	(22)
					6.200	9.30	9.40	9.40	9.30	9.30	9.40	9.350		15.550	(16)
					5.300	7.90	7.50	7.80	7.80	8.10	7.60	7.775		13.075	(22)
<b>Total 69.950</b>															
11	178	GISI Roman	SUI		5.500	8.20	8.30	8.50	8.40	8.00	8.70	8.350		13.850	(21)
					5.200	7.70	7.10	6.90	7.20	6.50	7.40	7.150		12.350	(24)
					5.600	7.80	8.10	8.20	7.90	8.10	8.00	8.025		13.625	(20)
					6.200	9.50	9.50	9.50	9.40	9.50	9.60	9.500		15.700	(7)
					5.800	7.70	7.70	8.00	7.90	7.80	7.70	7.775		13.575	(20)
<b>Total 69.100</b>															
12	78	PURVIS Daniel	GBR		6.400	8.60	8.90	8.50	9.00	8.50	8.60	8.650	0.1	14.950	(2)
					5.700	8.50	8.50	8.00	8.40	8.30	8.40	8.400		14.100	(14)
					6.200	9.40	9.30	9.40	9.20	9.40	9.40	9.375		15.575	(14)
					5.700	9.40	8.90	8.90	9.00	9.20	8.90	9.000		14.700	(6)
<b>Total 59.325</b>															





































INDIVIDUAL JUDGES SCORES  
SENIORS TEAM FINAL

SAT 24 APR 2010 - 14:00

Rank	Bib	Name	NOC Code		D Score	E1	E2	E3	E4	E5	E6	E Score	Pen.	Total	Rank by App.			
13	176	CAPELLI Claudio	SUI		6.100	8.40	8.90	9.00	8.90	8.70	8.70	8.800		14.900	(5)			
					6.000	7.90	7.00	7.50	8.20	7.50	8.00	7.725		13.725	(15)			
																		
					6.200	9.30	9.40	9.40	9.60	9.40	9.40	9.400		15.600	(12)			
					5.500	8.90	9.10	8.90	8.60	8.80	9.10	8.925		14.425	(11)			
		<b>Total 58.650</b>																
14	117	MORANDI Matteo	ITA		5.100	8.80	8.80	8.60	8.40	8.90	8.50	8.675		13.775	(22)			
																		
					6.700	8.90	8.60	9.00	9.10	8.60	8.50	8.775		15.475	(1)			
					6.600	8.80	8.80	8.80	9.00	9.00	9.00	8.900	0.3	15.200	(20)			
					5.600	8.80	8.80	8.50	8.40	8.40	8.60	8.575		14.175	(14)			
		<b>Total 58.625</b>																
15	61	MARTINEZ Rafael	ESP		6.200	8.40	8.30	8.60	8.40	8.50	8.50	8.450		14.650	(10)			
					5.700	8.40	8.90	8.40	8.90	8.60	8.60	8.625		14.325	(8)			
																		
					5.800	8.80	8.80	8.30	8.60	8.80	8.50	8.675		14.475	(10)			
					6.500	8.40	8.20	8.20	8.00	8.40	8.30	8.275		14.775	(4)			
		<b>Total 58.225</b>																
16	64	GOMEZ FUERTES Javier	ESP		6.100	8.30	8.80	8.60	8.70	8.50	8.50	8.575		14.675	(9)			
																		
					5.700	8.60	8.10	7.90	8.70	8.20	8.60	8.375		14.075	(15)			
					6.600	8.80	8.90	8.80	9.00	9.10	8.80	8.875	0.3	15.175	(21)			
					6.000	7.70	8.40	8.30	8.00	8.20	8.00	8.125		14.125	(16)			
		<b>Total 58.050</b>																
17	63	MUNOZ Sergio	ESP															
					5.600	7.70	8.00	7.60	8.00	7.80	7.90	7.850		13.450	(20)			
					6.100	8.30	8.20	8.40	8.60	8.30	8.00	8.300		14.400	(6)			
					6.600	9.10	9.20	9.50	9.60	9.40	9.30	9.350		15.950	(6)			
					5.800	8.20	8.30	8.40	8.30	8.50	8.30	8.325		14.125	(10)			
		<b>Total 57.925</b>																
18	180	BOESCHENSTEIN N.	SUI															
																		
					5.800	8.50	8.60	8.80	8.50	8.60	8.70	8.600		14.400	(6)			
					6.600	8.20	8.20	8.20	8.30	8.20	8.40	8.225		14.825	(23)			
					5.800	8.90	8.70	8.90	8.60	9.00	8.30	8.775		14.575	(7)			
		<b>Total 57.750</b>																































INDIVIDUAL JUDGES SCORES  
SENIORS TEAM FINAL

SAT 24 APR 2010 - 14:00

Rank	Bib	Name	NOC Code		D Score	E1	E2	E3	E4	E5	E6	E Score	Pen.	Total	Rank by App.				
19	77	KEATINGS Daniel	GBR																
					6.000	7.60	7.90	7.40	7.70	7.60	7.90	7.700		13.700	(16)				
																			
					6.200	9.40	9.30	9.50	9.40	9.40	9.40	9.400		15.600	(12)				
					6.000	7.00	8.00	7.60	7.10	7.40	7.50	7.400		13.400	(19)				
		<b>Total 56.825</b>			5.700	8.50	8.00	8.70	8.30	8.60	8.30	8.425		14.125	(10)				
20	158	BUIDOSO Ovidiu	ROU																
					5.800	8.80	8.30	8.50	8.40	8.30	8.40	8.400		14.200	(11)				
																			
					6.200	9.60	9.20	9.60	9.50	9.40	9.40	9.475		15.675	(9)				
					5.300	7.30	8.00	7.50	7.50	7.60	7.40	7.500		12.800	(21)				
		<b>Total 56.625</b>			5.900	8.20	8.00	8.10	8.00	7.70	8.10	8.050		13.950	(12)				
21	65	CARBALLO Manuel	ESP																
					5.500	8.50	8.30	8.30	8.80	8.60	8.40	8.450		13.950	(13)				
					6.000	8.70	8.20	8.50	8.50	8.20	8.40	8.400		14.400	(6)				
																			
					5.800	8.70	8.70	8.90	8.70	8.70	8.40	8.700		14.500	(9)				
		<b>Total 54.825</b>			5.100	6.80	6.40	6.70	7.00	7.00	7.00	6.875		11.975	(24)				
22	157	BUCUR Adrian	ROU		5.800	8.50	8.40	8.60	8.70	8.40	8.90	8.550		14.350	(14)				
					5.400	7.40	7.70	7.20	7.40	6.70	6.90	7.225		12.625	(23)				
					5.700	8.20	7.60	7.90	7.90	8.00	7.60	7.850		13.550	(22)				
																			
					5.600	8.20	7.70	8.40	8.10	8.10	8.00	8.100		13.700	(19)				
		<b>Total 54.225</b>																	
23	73	AIT SAID Samir	FRA		5.700	8.90	8.50	8.50	8.80	8.50	8.60	8.600		14.300	(15)				
					6.800	8.30	8.50	8.50	8.30	8.20	8.20	8.325		15.125	(2)				
					6.600	9.60	9.30	9.60	9.30	9.40	9.50	9.450		16.050	(3)				
																			
																			
		<b>Total 45.475</b>																	
24	159	JIVAN Alin Sandu	ROU		5.900	8.30	8.50	8.50	8.60	8.30	8.70	8.475		14.375	(13)				
					5.800	8.10	7.90	8.40	8.20	8.00	8.00	8.075		13.875	(19)				
					6.600	9.30	9.30	9.50	9.60	9.50	9.50	9.450		16.050	(3)				
																			
																			
		<b>Total 44.300</b>																	

INDIVIDUAL JUDGES SCORES  
SENIORS TEAM FINAL































SAT 24 APR 2010 - 14:00

Rank	Bib	Name	NOC Code		D Score	E1	E2	E3	E4	E5	E6	E Score	Pen.	Total	Rank by App.	
25	93	MARAS Vlasios	GRE		5.000	8.60	8.60	8.70	8.40	8.40	8.30	8.500		13.500	(18)	
					6.200	9.40	9.40	9.60	9.30	9.30	9.40	9.375		15.575	(14)	
					6.700	8.60	8.50	8.10	8.60	8.40	8.40	8.475		15.175	(2)	
																
																
		<b>Total 44.250</b>														
26	86	BOY Philipp	GER		5.800	8.70	8.50	8.70	8.30	8.20	8.60	8.525		14.325	(8)	
					6.000	8.50	8.30	8.60	8.50	8.70	8.20	8.475		14.475	(5)	
					6.900	8.60	8.40	8.30	8.70	8.40	8.50	8.475		15.375	(1)	
																
																
		<b>Total 44.175</b>														
27	87	FAHRIG Matthias	GER		6.700	8.50	8.30	8.30	8.70	8.20	8.60	8.425		15.125	(1)	
					5.100	7.80	7.30	7.30	7.60	7.60	7.70	7.550		12.650	(22)	
					6.600	9.60	9.50	9.60	9.50	9.60	9.60	9.575		16.175	(2)	
																
																
		<b>Total 43.950</b>														
28	80	THOMAS Kristian	GBR		6.200	8.60	9.00	8.50	8.90	8.70	8.70	8.725		14.925	(4)	
					5.500	8.60	8.40	8.70	8.70	8.80	8.70	8.675		14.175	(13)	
					5.900	8.20	8.10	8.10	8.60	8.50	8.40	8.300		14.200	(9)	
																
																
		<b>Total 43.300</b>														
29	119	BUSNARI Alberto	ITA		6.500	8.50	8.70	8.30	8.30	8.60	8.40	8.450		14.950	(3)	
					5.300	8.80	8.80	8.90	8.70	9.00	9.00	8.875		14.175	(14)	
					5.800	8.20	7.70	8.30	8.20	8.10	8.10	8.150		13.950	(12)	
																
																
		<b>Total 43.075</b>														
30	179	RAMSEIER Mark	SUI		5.300	8.60	8.60	8.30	8.40	8.70	8.30	8.475		13.775	(22)	
					5.600	8.40	8.50	8.70	8.30	8.00	8.50	8.425		14.025	(12)	
					5.800	8.60	8.10	8.30	8.30	8.50	8.50	8.400		14.200	(12)	
																
																
		<b>Total 42.000</b>														

INDIVIDUAL JUDGES SCORES



















SENIORS TEAM FINAL







SAT 24 APR 2010 - 14:00

Rank	Bib	Name	NOC Code		D Score	E1	E2	E3	E4	E5	E6	E Score	Pen.	Total	Rank by App.			
31	74	RAYEPIN MOUTOUSSAMY	FRA		5.600	8.60	8.80	8.80	8.90	8.90	8.80	8.825		14.425	(7)			
																		
																		
					7.000	8.50	8.60	8.70	8.50	8.60	8.20	8.550		15.550	(16)			
																		
		<b>Total 29.975</b>																
32	62	BOTELLA PEREZ Isaac	ESP		6.300	7.90	8.10	7.70	7.80	7.70	7.70	7.775	0.3	13.775	(22)			
																		
																		
					6.600	9.40	9.50	9.50	9.30	9.40	9.30	9.400		16.000	(5)			
																		
		<b>Total 29.775</b>																
33	177	FISCHER Lucas	SUI															
																		
																		
					6.100	8.80	8.90	9.00	8.60	8.90	8.80	8.850		14.950	(4)			
					6.400	8.30	8.20	8.10	8.40	8.30	8.40	8.300		14.700	(5)			
		<b>Total 29.650</b>																
34	75	CUCHERAT Yann	FRA															
																		
																		
					6.200	9.30	9.10	9.00	9.10	9.20	8.80	9.100		15.300	(1)			
					6.400	7.20	6.90	7.60	7.50	7.80	7.30	7.400		13.800	(17)			
		<b>Total 29.100</b>																
35	90	SPIRIDONOV Evgenij	GER		5.600	8.60	8.60	8.70	8.60	8.70	8.30	8.625		14.225	(10)			
																		
																		
					5.900	8.40	8.50	8.60	8.50	8.70	8.20	8.500		14.400	(12)			
																		
		<b>Total 28.625</b>																
36	94	KOSMIDIS Eleftherios	GRE		6.000	8.80	8.90	9.10	8.90	9.00	8.70	8.900		14.900	(5)			
																		
																		
					5.400	8.40	7.40	8.10	8.30	8.20	8.30	8.225		13.625	(20)			
																		
		<b>Total 28.525</b>																

INDIVIDUAL JUDGES SCORES  
SENIORS TEAM FINAL

SAT 24 APR 2010 - 14:00

Rank	Bib	Name	NOC Code		D Score	E1	E2	E3	E4	E5	E6	E Score	Pen.	Total	Rank by App.
37	160	IANCU C.	ROU												
															
															
															
					5.200	5.80	6.20	5.60	6.20	6.20	5.40	5.950		11.150	(24)
					5.700	7.90	8.40	8.30	7.90	8.30	7.90	8.100		13.800	(17)
		<b>Total 24.950</b>													
38	76	SMITH Louis	GBR												
					6.700	8.90	8.90	8.80	8.70	8.90	8.60	8.825		15.525	(1)
															
															
															
															
		<b>Total 15.525</b>													
39	95	TSOLAKIDIS Vasileios	GRE												
															
															
															
					6.300	8.90	9.00	9.40	9.00	9.10	8.90	9.000		15.300	(1)
															
		<b>Total 15.300</b>													


<b>Legend:</b>						
<b>D</b> Difficulty score	<b>App.</b> Apparatus	<b>E1 - E6</b> Panel "E" judges 1 - 6	<b>E</b> Execution score	<b>Pen</b> Penalty		
 Floor	 Pommel Horse	 Rings	 Vault	 Parallel Bars	 Horizontal Bar	

INDIVIDUAL JUDGES SCORES  
SENIORS TEAM FINAL

SAT 24 APR 2010 - 14:00



Rank	Bib	Name	NOC Code	Time	D Score	E1 SRB	E2 DEN	E3 GRE	E4 HUN	E5 POL	E6 ROU	E Score	Pen. (L / T / O)	Total
1	87	FAHRIG Matthias	GER	1:07	6.700	8.50	8.30	8.30	8.70	8.20	8.60	8.425		15.125
2	78	PURVIS Daniel	GBR	1:06	6.400	8.60	8.90	8.50	9.00	8.50	8.60	8.650	0.1 (.1 / .0 / .0)	14.950
2	156	KOCZI Flavius	ROU	1:06	6.200	8.50	8.80	8.80	8.90	8.20	8.90	8.750		14.950
4	80	THOMAS Kristian	GBR	1:07	6.200	8.60	9.00	8.50	8.90	8.70	8.70	8.725		14.925
5	89	NGUYEN Marcel	GER	1:03	6.500	8.40	8.60	8.30	8.50	8.20	8.40	8.400		14.900
5	94	KOSMIDIS Eleftherios	GRE	0:59	6.000	8.80	8.90	9.10	8.90	9.00	8.70	8.900		14.900
5	176	CAPELLI Claudio	SUI	1:07	6.100	8.40	8.90	9.00	8.90	8.70	8.70	8.800		14.900
8	92	MARKOUSIS Dimitrios	GRE	1:04	6.200	8.50	8.60	8.80	8.50	8.50	8.50	8.525		14.725
9	64	GOMEZ FUERTES Javier	ESP	1:08	6.100	8.30	8.80	8.60	8.70	8.50	8.50	8.575		14.675
10	61	MARTINEZ Rafael	ESP	1:07	6.200	8.40	8.30	8.60	8.40	8.50	8.50	8.450		14.650
11	88	HAMBUECHEN Fabian	GER	1:04	6.100	8.30	8.40	8.40	8.60	9.00	8.60	8.500		14.600
12	79	HUNTER Samuel	GBR	1:08	6.300	8.30	8.30	8.10	8.40	8.20	8.30	8.275		14.575
13	159	JIVAN Alin Sandu	ROU	1:05	5.900	8.30	8.50	8.50	8.60	8.30	8.70	8.475		14.375
14	157	BUCUR Adrian	ROU	1:07	5.800	8.50	8.40	8.60	8.70	8.40	8.90	8.550		14.350
15	73	AIT SAID Samir	FRA	1:05	5.700	8.90	8.50	8.50	8.80	8.50	8.60	8.600		14.300
16	71	SABOT Hamilton	FRA	1:06	5.600	8.60	8.60	8.20	8.40	8.60	8.50	8.525		14.125
17	72	TOMMASONE Cyril	FRA	1:06	5.800	8.70	8.70	8.70	8.50	8.40	8.50	8.600	0.3 (.3 / .0 / .0)	14.100
18	120	PRINCIPI Paolo	ITA	1:08	5.600	8.20	8.50	8.40	8.80	8.30	8.50	8.425		14.025
19	91	LYMPANOVNOS Christos	GRE	1:08	5.400	8.60	8.30	8.60	8.40	8.60	8.20	8.475		13.875
19	118	OTTAVI Paolo	ITA	1:06	5.300	8.50	8.70	8.60	8.80	8.50	8.40	8.575		13.875
21	178	GISI Roman	SUI	1:01	5.500	8.20	8.30	8.50	8.40	8.00	8.70	8.350		13.850
22	62	BOTELLA PEREZ Isaac	ESP	1:08	6.300	7.90	8.10	7.70	7.80	7.70	7.70	7.775	0.3 (.3 / .0 / .0)	13.775
22	117	MORANDI Matteo	ITA	1:06	5.100	8.80	8.80	8.60	8.40	8.90	8.50	8.675		13.775
22	179	RAMSEIER Mark	SUI	1:03	5.300	8.60	8.60	8.30	8.40	8.70	8.30	8.475		13.775

<b>Legend:</b>	<b>D</b> Difficulty score	<b>E1 - E6</b> Execution Panel judges 1 - 6	<b>Pen</b> Penalty	<b>L / T / O</b> Penalty Line / Time / Other
	Floor			

INDIVIDUAL JUDGES SCORES  
SENIORS TEAM FINAL

SAT 24 APR 2010 - 14:00



Rank	Bib	Name	NOC Code	D Score	E1 CZE	E2 BEL	E3 LUX	E4 CYP	E5 ITA	E6 CRO	E Score	Pen. (L / T / O)	Total
1	72	TOMMASONE Cyril	FRA	6.400	9.00	9.20	8.70	9.20	9.10	9.20	9.125		15.525
1	76	SMITH Louis	GBR	6.700	8.90	8.90	8.80	8.70	8.90	8.60	8.825		15.525
3	119	BUSNARI Alberto	ITA	6.500	8.50	8.70	8.30	8.30	8.60	8.40	8.450		14.950
4	79	HUNTER Samuel	GBR	6.200	8.50	8.60	8.40	8.40	8.20	8.30	8.400		14.600
5	71	SABOT Hamilton	FRA	5.700	8.80	8.90	8.90	8.80	8.90	9.00	8.875		14.575
5	156	KOCZI Flavius	ROU	6.400	8.50	8.50	8.40	8.40	8.90	8.50	8.475	0.3 (.0 / .0 / .3)	14.575
7	74	RAYEPIN MOUTOUSSAMY	FRA	5.600	8.60	8.80	8.80	8.90	8.90	8.80	8.825		14.425
8	61	MARTINEZ Rafael	ESP	5.700	8.40	8.90	8.40	8.90	8.60	8.60	8.625		14.325
8	86	BOY Philipp	GER	5.800	8.70	8.50	8.70	8.30	8.20	8.60	8.525		14.325
10	90	SPIRIDONOV Evgenij	GER	5.600	8.60	8.60	8.70	8.60	8.70	8.30	8.625		14.225
11	158	BUIDOSO Ovidiu	ROU	5.800	8.80	8.30	8.50	8.40	8.30	8.40	8.400		14.200
12	179	RAMSEIER Mark	SUI	5.600	8.40	8.50	8.70	8.30	8.00	8.50	8.425		14.025
13	65	CARBALLO Manuel	ESP	5.500	8.50	8.30	8.30	8.80	8.60	8.40	8.450		13.950
14	120	PRINCIPI Paolo	ITA	5.200	8.60	8.80	8.60	8.60	8.30	8.40	8.550		13.750
15	176	CAPELLI Claudio	SUI	6.000	7.90	7.00	7.50	8.20	7.50	8.00	7.725		13.725
16	77	KEATINGS Daniel	GBR	6.000	7.60	7.90	7.40	7.70	7.60	7.90	7.700		13.700
17	118	OTTAVI Paolo	ITA	5.300	8.20	8.30	8.10	8.60	8.60	8.30	8.350		13.650
18	91	LYMPANOVNOS Christos	GRE	5.300	8.30	8.30	8.00	8.60	8.00	8.20	8.200		13.500
18	93	MARAS Vlasios	GRE	5.000	8.60	8.60	8.70	8.40	8.40	8.30	8.500		13.500
20	63	MUNOZ Sergio	ESP	5.600	7.70	8.00	7.60	8.00	7.80	7.90	7.850		13.450
21	92	MARKOUSIS Dimitrios	GRE	4.900	8.00	8.10	7.80	8.40	7.60	7.90	7.950		12.850
22	87	FAHRIG Matthias	GER	5.100	7.80	7.30	7.30	7.60	7.60	7.70	7.550		12.650
23	157	BUCUR Adrian	ROU	5.400	7.40	7.70	7.20	7.40	6.70	6.90	7.225		12.625
24	178	GISI Roman	SUI	5.200	7.70	7.10	6.90	7.20	6.50	7.40	7.150		12.350

Legend:

D Difficulty score    E1 - E6 Execution Panel judges 1 - 6    Pen Penalty    L / T / O Penalty Line / Time / Other



Pommel Horse



INDIVIDUAL JUDGES SCORES  
SENIORS TEAM FINAL

SAT 24 APR 2010 - 14:00



Rank	Bib	Name	NOC Code	D Score	E1 ROU	E2 FRA	E3 SUI	E4 ESP	E5 NED	E6 LTU	E Score	Pen. (L / T / O)	Total
1	117	MORANDI Matteo	ITA	6.700	8.90	8.60	9.00	9.10	8.60	8.50	8.775		15.475
2	73	AIT SAID Samir	FRA	6.800	8.30	8.50	8.50	8.30	8.20	8.20	8.325		15.125
3	118	OTTAVI Paolo	ITA	6.300	8.60	8.50	8.80	8.70	8.50	8.80	8.650		14.950
4	89	NGUYEN Marcel	GER	6.300	8.50	8.10	8.30	8.40	8.30	8.20	8.300		14.600
5	86	BOY Philipp	GER	6.000	8.50	8.30	8.60	8.50	8.70	8.20	8.475		14.475
6	63	MUNOZ Sergio	ESP	6.100	8.30	8.20	8.40	8.60	8.30	8.00	8.300		14.400
6	65	CARBALLO Manuel	ESP	6.000	8.70	8.20	8.50	8.50	8.20	8.40	8.400		14.400
6	88	HAMBUECHEN Fabian	GER	5.900	8.40	8.10	8.80	8.60	8.60	8.40	8.500		14.400
6	180	BOESCHENSTEIN N.	SUI	5.800	8.50	8.60	8.80	8.50	8.60	8.70	8.600		14.400
10	71	SABOT Hamilton	FRA	5.700	8.50	8.70	8.50	8.60	8.70	8.00	8.575		14.275
10	79	HUNTER Samuel	GBR	5.300	8.70	9.10	8.90	8.90	9.00	9.10	8.975		14.275
12	179	RAMSEIER Mark	SUI	5.800	8.60	8.10	8.30	8.30	8.50	8.50	8.400		14.200
13	80	THOMAS Kristian	GBR	5.500	8.60	8.40	8.70	8.70	8.80	8.70	8.675		14.175
14	78	PURVIS Daniel	GBR	5.700	8.50	8.50	8.00	8.40	8.30	8.40	8.400		14.100
15	64	GOMEZ FUERTES Javier	ESP	5.700	8.60	8.10	7.90	8.70	8.20	8.60	8.375		14.075
16	156	KOCZI Flavius	ROU	5.900	8.50	8.10	8.20	8.20	8.10	8.00	8.150		14.050
17	92	MARKOUSIS Dimitrios	GRE	5.700	8.30	8.10	8.20	8.10	8.30	8.40	8.225		13.925
18	91	LYMPANOVNOS Christos	GRE	5.600	8.40	8.40	8.20	8.10	8.30	8.30	8.300		13.900
19	159	JIVAN Alin Sandu	ROU	5.800	8.10	7.90	8.40	8.20	8.00	8.00	8.075		13.875
20	94	KOSMIDIS Eleftherios	GRE	5.400	8.40	7.40	8.10	8.30	8.20	8.30	8.225		13.625
20	178	GISI Roman	SUI	5.600	7.80	8.10	8.20	7.90	8.10	8.00	8.025		13.625
22	120	PRINCIPI Paolo	ITA	4.800	8.70	8.70	8.70	8.90	9.00	8.60	8.750		13.550
22	157	BUCUR Adrian	ROU	5.700	8.20	7.60	7.90	7.90	8.00	7.60	7.850		13.550
24	72	TOMMASONE Cyril	FRA	5.200	8.10	8.10	8.00	8.20	8.10	7.90	8.075		13.275

Legend:

D Difficulty score    E1 - E6 Execution Panel judges 1 - 6    Pen Penalty    L / T / O Penalty Line / Time / Other

 Rings

INDIVIDUAL JUDGES SCORES  
SENIORS TEAM FINAL

SAT 24 APR 2010 - 14:00



Rank	Bib	Name	NOC Code	D Score	E1 SVK	E2 LTU	E3 NED	E4 ITA	E5 HUN	E6 SUI	E Score	Pen. (L / T / O)	Total
1	156	KOCZI Flavius	ROU	7.000	9.50	9.60	9.40	9.30	9.60	9.30	9.450		16.450
2	87	FAHRIG Matthias	GER	6.600	9.60	9.50	9.60	9.50	9.60	9.60	9.575		16.175
3	73	AIT SAID Samir	FRA	6.600	9.60	9.30	9.60	9.30	9.40	9.50	9.450		16.050
3	159	JIVAN Alin Sandu	ROU	6.600	9.30	9.30	9.50	9.60	9.50	9.50	9.450		16.050
5	62	BOTELLA PEREZ Isaac	ESP	6.600	9.40	9.50	9.50	9.30	9.40	9.30	9.400		16.000
6	63	MUNOZ Sergio	ESP	6.600	9.10	9.20	9.50	9.60	9.40	9.30	9.350		15.950
7	79	HUNTER Samuel	GBR	6.200	9.60	9.50	9.60	9.40	9.40	9.50	9.500		15.700
7	178	GISI Roman	SUI	6.200	9.50	9.50	9.50	9.40	9.50	9.60	9.500		15.700
9	88	HAMBUECHEN Fabian	GER	6.200	9.50	9.40	9.60	9.30	9.50	9.50	9.475		15.675
9	89	NGUYEN Marcel	GER	6.600	9.20	9.10	9.10	9.40	9.30	9.10	9.175	0.1 (.1 / .0 / .0)	15.675
9	158	BUIDOSO Ovidiu	ROU	6.200	9.60	9.20	9.60	9.50	9.40	9.40	9.475		15.675
12	77	KEATINGS Daniel	GBR	6.200	9.40	9.30	9.50	9.40	9.40	9.40	9.400		15.600
12	176	CAPELLI Claudio	SUI	6.200	9.30	9.40	9.40	9.60	9.40	9.40	9.400		15.600
14	78	PURVIS Daniel	GBR	6.200	9.40	9.30	9.40	9.20	9.40	9.40	9.375		15.575
14	93	MARAS Vlasios	GRE	6.200	9.40	9.40	9.60	9.30	9.30	9.40	9.375		15.575
16	74	RAYEPIN MOUTOUSSAMY	FRA	7.000	8.50	8.60	8.70	8.50	8.60	8.20	8.550		15.550
16	120	PRINCIPI Paolo	ITA	6.200	9.30	9.40	9.40	9.30	9.30	9.40	9.350		15.550
18	91	LYMPANOVNOS Christos	GRE	6.200	9.30	9.20	9.30	9.50	9.30	9.20	9.275		15.475
19	72	TOMMASONE Cyril	FRA	6.200	9.20	9.20	9.20	9.40	9.30	9.20	9.225		15.425
20	117	MORANDI Matteo	ITA	6.600	8.80	8.80	8.80	9.00	9.00	9.00	8.900	0.3 (.3 / .0 / .0)	15.200
21	64	GOMEZ FUERTES Javier	ESP	6.600	8.80	8.90	8.80	9.00	9.10	8.80	8.875	0.3 (.3 / .0 / .0)	15.175
22	118	OTTAVI Paolo	ITA	5.800	9.10	8.90	9.40	9.30	9.30	9.20	9.225		15.025
23	180	BOESCHENSTEIN N.	SUI	6.600	8.20	8.20	8.20	8.30	8.20	8.40	8.225		14.825
24	92	MARKOUSIS Dimitrios	GRE	4.800	9.10	9.20	9.30	9.20	9.20	9.30	9.225		14.025

Legend:

D Difficulty score    E1 - E6 Execution Panel judges 1 - 6    Pen Penalty    L / O Penalty Line / Other

 Vault

INDIVIDUAL JUDGES SCORES  
SENIORS TEAM FINAL

SAT 24 APR 2010 - 14:00



Rank	Bib	Name	NOC Code	D Score	E1 NOR	E2 IRL	E3 GER	E4 GBR	E5 SLO	E6 TUR	E Score	Pen. (L / T / O)	Total
1	75	CUCHERAT Yann	FRA	6.200	9.30	9.10	9.00	9.10	9.20	8.80	9.100		15.300
1	95	TSOLAKIDIS Vasileios	GRE	6.300	8.90	9.00	9.40	9.00	9.10	8.90	9.000		15.300
3	89	NGUYEN Marcel	GER	6.200	8.80	8.80	8.80	8.50	8.80	8.70	8.775		14.975
4	177	FISCHER Lucas	SUI	6.100	8.80	8.90	9.00	8.60	8.90	8.80	8.850		14.950
5	88	HAMBUECHEN Fabian	GER	5.900	8.90	8.80	8.70	9.00	9.00	8.80	8.875		14.775
6	78	PURVIS Daniel	GBR	5.700	9.40	8.90	8.90	9.00	9.20	8.90	9.000		14.700
7	180	BOESCHENSTEIN N.	SUI	5.800	8.90	8.70	8.90	8.60	9.00	8.30	8.775		14.575
8	156	KOCZI Flavius	ROU	5.900	8.70	8.70	8.60	8.70	8.50	8.60	8.650		14.550
9	65	CARBALLO Manuel	ESP	5.800	8.70	8.70	8.90	8.70	8.70	8.40	8.700		14.500
10	61	MARTINEZ Rafael	ESP	5.800	8.80	8.80	8.30	8.60	8.80	8.50	8.675		14.475
11	176	CAPELLI Claudio	SUI	5.500	8.90	9.10	8.90	8.60	8.80	9.10	8.925		14.425
12	90	SPIRIDONOV Evgenij	GER	5.900	8.40	8.50	8.60	8.50	8.70	8.20	8.500		14.400
13	79	HUNTER Samuel	GBR	5.600	8.40	8.80	9.00	8.70	8.70	8.70	8.725		14.325
14	117	MORANDI Matteo	ITA	5.600	8.80	8.80	8.50	8.40	8.40	8.60	8.575		14.175
14	119	BUSNARI Alberto	ITA	5.300	8.80	8.80	8.90	8.70	9.00	9.00	8.875		14.175
16	64	GOMEZ FUERTES Javier	ESP	6.000	7.70	8.40	8.30	8.00	8.20	8.00	8.125		14.125
16	91	LYMPANOVNOS Christos	GRE	5.800	8.20	8.60	8.50	8.20	8.40	8.00	8.325		14.125
18	71	SABOT Hamilton	FRA	5.800	7.50	7.70	7.50	7.40	7.90	8.20	7.650		13.450
19	77	KEATINGS Daniel	GBR	6.000	7.00	8.00	7.60	7.10	7.40	7.50	7.400		13.400
20	72	TOMMASONE Cyril	FRA	5.800	7.40	7.60	7.70	7.10	7.60	7.10	7.425		13.225
21	158	BUIDOSO Ovidiu	ROU	5.300	7.30	8.00	7.50	7.50	7.60	7.40	7.500		12.800
22	118	OTTAVI Paolo	ITA	5.400	6.10	6.50	6.60	6.50	6.70	6.60	6.550		11.950
23	92	MARKOUSIS Dimitrios	GRE	5.200	6.00	6.20	6.10	5.70	6.20	6.70	6.125		11.325
24	160	IANCU C.	ROU	5.200	5.80	6.20	5.60	6.20	6.20	5.40	5.950		11.150

Legend:

D Difficulty score    E1 - E6 Execution Panel judges 1 - 6    Pen Penalty    L / T / O Penalty Line / Time / Other



Parallel Bars

INDIVIDUAL JUDGES SCORES  
SENIORS TEAM FINAL

SAT 24 APR 2010 - 14:00



Rank	Bib	Name	NOC Code	D Score	E1 CRO	E2 POR	E3 SLO	E4 AUT	E5 CYP	E6 BUL	E Score	Pen. (L / T / O)	Total
1	86	BOY Philipp	GER	6.900	8.60	8.40	8.30	8.70	8.40	8.50	8.475		15.375
2	88	HAMBUECHEN Fabian	GER	6.700	8.40	8.70	8.60	8.40	8.50	8.40	8.475		15.175
2	93	MARAS Vlasios	GRE	6.700	8.60	8.50	8.10	8.60	8.40	8.40	8.475		15.175
4	61	MARTINEZ Rafael	ESP	6.500	8.40	8.20	8.20	8.00	8.40	8.30	8.275		14.775
5	177	FISCHER Lucas	SUI	6.400	8.30	8.20	8.10	8.40	8.30	8.40	8.300		14.700
6	89	NGUYEN Marcel	GER	6.200	8.50	8.20	8.50	8.80	8.40	8.30	8.425		14.625
7	79	HUNTER Samuel	GBR	6.300	8.20	8.30	8.40	8.20	8.40	8.20	8.275		14.575
8	71	SABOT Hamilton	FRA	6.300	8.30	8.20	8.10	7.90	8.20	8.40	8.200		14.500
9	80	THOMAS Kristian	GBR	5.900	8.20	8.10	8.10	8.60	8.50	8.40	8.300		14.200
10	63	MUNOZ Sergio	ESP	5.800	8.20	8.30	8.40	8.30	8.50	8.30	8.325		14.125
10	77	KEATINGS Daniel	GBR	5.700	8.50	8.00	8.70	8.30	8.60	8.30	8.425		14.125
12	119	BUSNARI Alberto	ITA	5.800	8.20	7.70	8.30	8.20	8.10	8.10	8.150		13.950
12	158	BUIDOSO Ovidiu	ROU	5.900	8.20	8.00	8.10	8.00	7.70	8.10	8.050		13.950
12	180	BOESCHENSTEIN N.	SUI	5.800	8.10	8.00	8.20	8.30	8.50	8.00	8.150		13.950
15	118	OTTAVI Paolo	ITA	5.700	8.10	8.40	8.10	8.10	8.40	7.70	8.175		13.875
16	92	MARKOUSIS Dimitrios	GRE	5.800	7.90	7.70	8.20	8.20	8.40	7.90	8.050		13.850
17	75	CUCHERAT Yann	FRA	6.400	7.20	6.90	7.60	7.50	7.80	7.30	7.400		13.800
17	160	IANCU C.	ROU	5.700	7.90	8.40	8.30	7.90	8.30	7.90	8.100		13.800
19	157	BUCUR Adrian	ROU	5.600	8.20	7.70	8.40	8.10	8.10	8.00	8.100		13.700
20	91	LYMPANOVNOS Christos	GRE	5.500	8.00	8.10	8.50	7.90	8.20	8.00	8.075		13.575
20	178	GISI Roman	SUI	5.800	7.70	7.70	8.00	7.90	7.80	7.70	7.775		13.575
22	72	TOMMASONE Cyril	FRA	5.700	7.20	7.10	7.60	7.40	7.30	8.20	7.375		13.075
22	120	PRINCIPI Paolo	ITA	5.300	7.90	7.50	7.80	7.80	8.10	7.60	7.775		13.075
24	65	CARBALLO Manuel	ESP	5.100	6.80	6.40	6.70	7.00	7.00	7.00	6.875		11.975

Legend:

D Difficulty score    E1 - E6 Execution Panel judges 1 - 6    Pen Penalty    L / T / O Penalty Line / Time / Other



Horizontal Bar

**MEDALLIST**  
**SENIORS TEAM FINAL**

SAT 24 APR 2010 - 14:00

Medal	NOC	Names
GOLD	GER - Germany	BOY Philipp FAHRIG Matthias HAMBUECHEN Fabian NGUYEN Marcel SPIRIDONOV Evgenij
SILVER	GBR - Great Britain	HUNTER Samuel KEATINGS Daniel PURVIS Daniel SMITH Louis THOMAS Kristian
BRONZE	FRA - France	AIT SAID Samir CUCHERAT Yann RAYEPIN MOUTOUSSAMY Yann SABOT Hamilton TOMMASONE Cyril